



TRAVELERS
CHAMPIONSHIP

Account Manager **USER GUIDE**



JUNE 18-22, 2025 | TPC RIVER HIGHLANDS | CROMWELL, CT



TRAVELERS
CHAMPIONSHIP

TABLE OF CONTENTS

Introduction.....1

Account Manager: Sign-In or Sign-Up.....2

Account Manager: Managing Tickets.....3

Account Manager: Transfer Tickets.....4

Account Manager: Accepting Tickets.....6

Account Manager: Canceling a Transfer.....7

Frequently Asked Questions.....8

INTRODUCTION



Welcome to the Travelers Championship Account Manager program. Account Manager will give you the ability to manage your tickets for the 2025 Travelers Championship electronically.

If you have any questions throughout the process of using Account Manager, please reach out to our team:

General Ticket Assistance

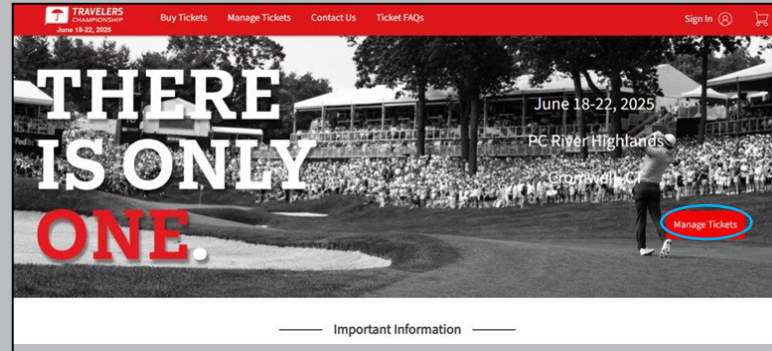
tickets@travelerschampionship.com
cell: (860) 502 – 6800

Kyle Smith

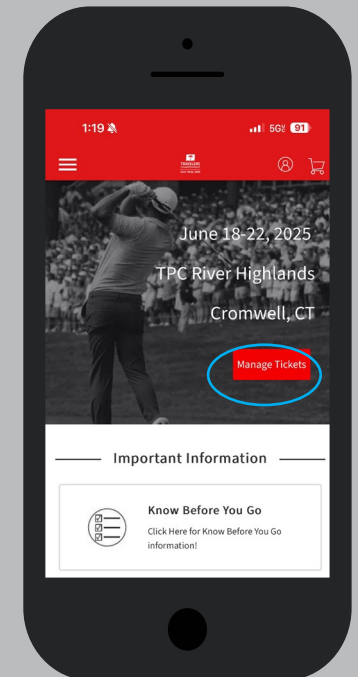
Tickets & Database Coordinator
ksmith@travelerschampionship.com
cell: (860) 402-9027

Joe Cannizzaro

Tickets Coordinator
jcannizzaro@travelerschampionship.com
cell: (860) 944 - 8252



To get started, visit <https://am.ticketmaster.com/pgatravelers/> and click “Manage Tickets” to login. Please ensure you’re logging in with the email address you have purchased your tickets with.





ACCOUNT MANAGER: SIGN-IN OR SIGN-UP



**TRAVELERS
CHAMPIONSHIP**

If this is your first time accessing the Travelers Championship Account Manager or Ticketmaster, click 'Sign Up' at the top of the screen to create an account.

SIGN IN TO TRAVELERS CHAMPIONSHIP
Powered by **ticketmaster**
New to Ticketmaster? [Sign Up](#)

Important Account Update
You can now use the same email and password for both your Travelers Championship ticket account and your Ticketmaster account.
Travelers Championship ticket holder? Use your existing email to sign in and update your password if prompted.
New here? Use your Ticketmaster email and password.
[Learn more](#)

Email Address
Password SHOW

Remember Me [Forgot Password?](#)

Sign In

By continuing past this page, you agree to the [Terms of Use](#) and understand that information will be used as described in our [Privacy Policy](#).

Sign In to Travelers Championship
Powered by **ticketmaster**
New to Ticketmaster? [Sign Up](#)

Important Account Update
You can now use the same email and password for both your Travelers Championship ticket account and your Ticketmaster account.
Travelers Championship ticket holder? Use your existing email to sign in and update your password if prompted.
New here? Use your Ticketmaster email and password.
[Learn more](#)

Email Address
Password SHOW

Remember Me [Forgot Password?](#)

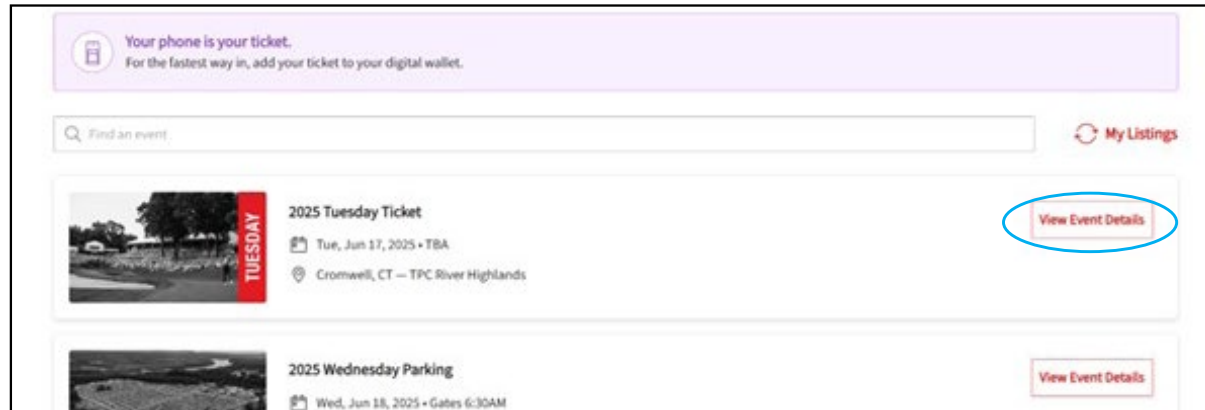
Sign In

By continuing past this page, you agree to the [Terms of Use](#) and understand that information will be used as described in our [Privacy Policy](#).

ACCOUNT MANAGER: MANAGING TICKETS



Click 'View Event Details' if you would like to view the tickets.

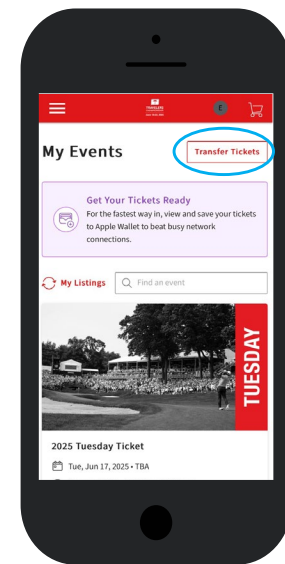
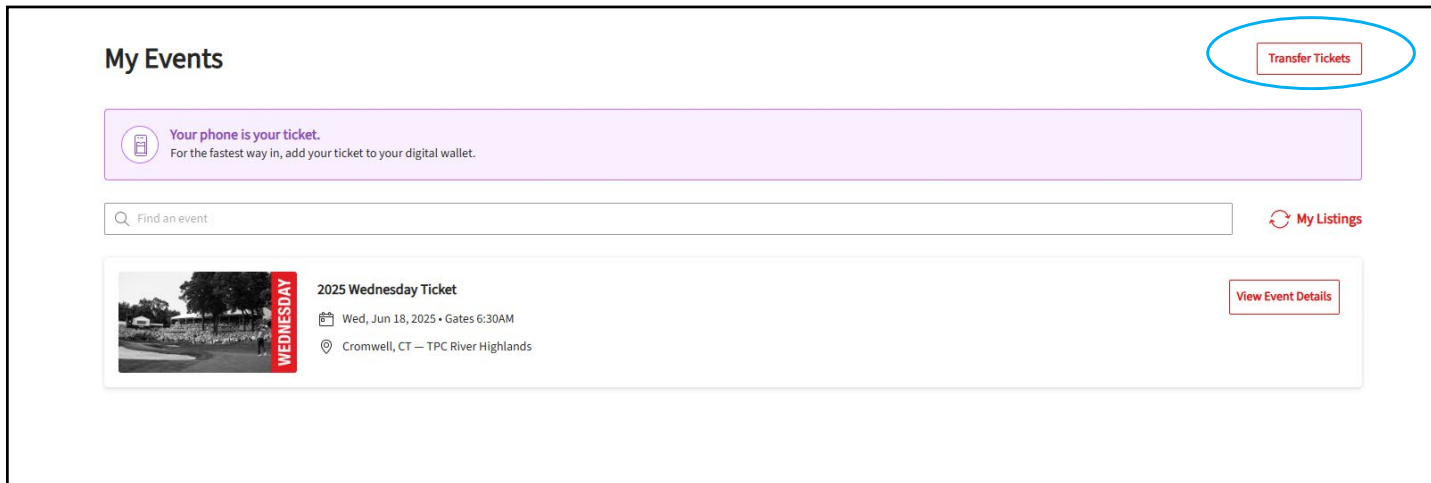


If you are on your mobile phone, you can click the tickets to pull up your barcodes. You will need to show these for tournament access. Add these tickets to your mobile wallet for easiest access to the tournament.

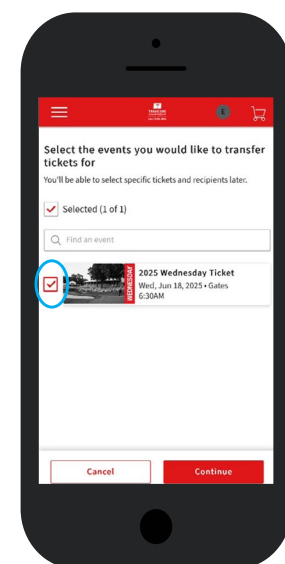
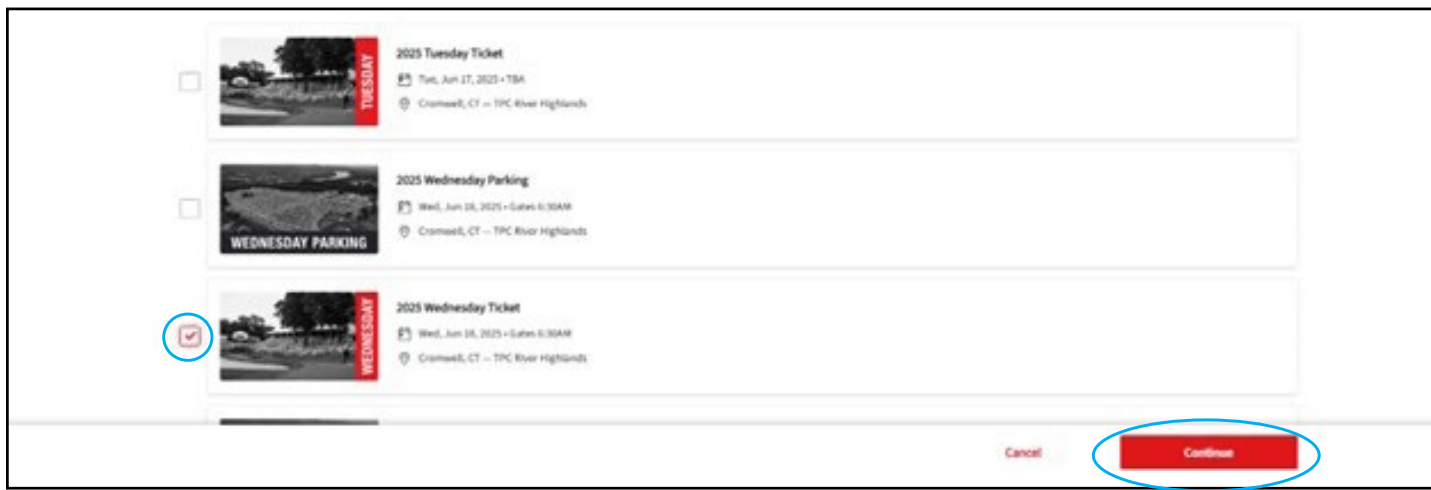




If you want to transfer tickets to friends, family or clients please click the 'Transfer' button.



Select the day(s) you would like to transfer tickets for then click 'Next' in the top right corner.



ACCOUNT MANAGER: TRANSFER TICKETS



Once you click “Next” you will then select the boxes next to the tickets you wish to transfer. Click ‘Next’ when finished.

Select the tickets you want to transfer

2025 Wednesday Ticket
Wed, Jun 18, 2025 • Gates 6:30AM
Cromwell, CT — TPC River Highlands

Select all tickets 1 SELECTED

- CHAMPIONS CLUB CHAMP1
- Ticket 1
- GROUND5 GRD03
- Ticket 1

TRANSFER - SELECT SEATS

Select the tickets you want to transfer

2025 Wednesday Ticket
Wed, Jun 18, 2025 • Gates 6:30AM

Select all tickets 1 SELECTED

- GROUND5 GRD03
- Ticket 1

Transfer 1 ticket to >

Click ‘Add A New Recipient’ and enter the recipient’s first name, last name and email address then click ‘Transfer’. If you have already transferred tickets to this individual, you can click their name.

Share with the recipient that they must accept the offer for the transfer to be complete.

Who would you like to transfer to?

Add a New Recipient

First Name *
Last Name *
Email Address *

Cancel Add Recipient

Add a New Recipient

First Name *
Last Name *
Email Address *

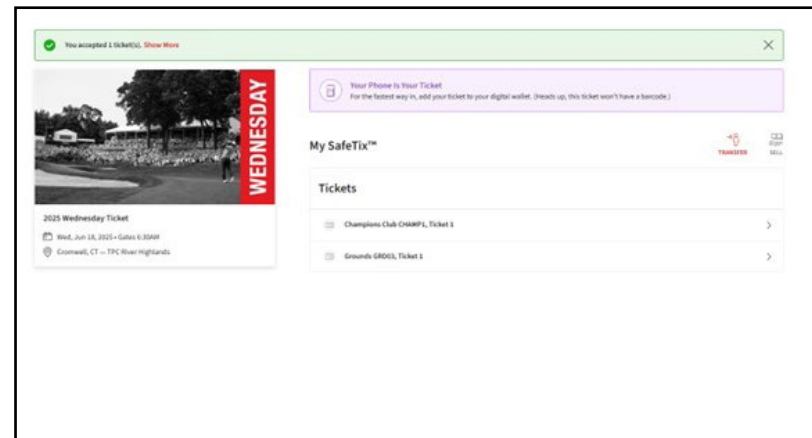
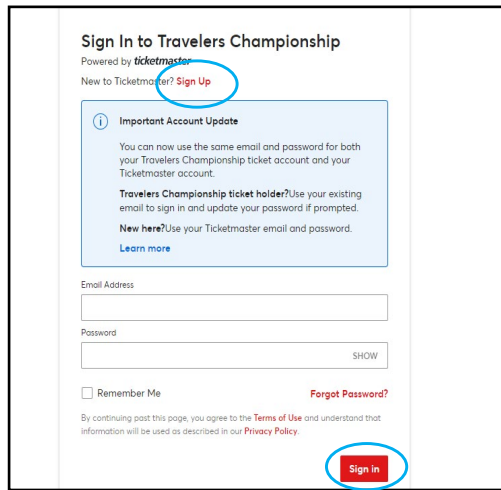
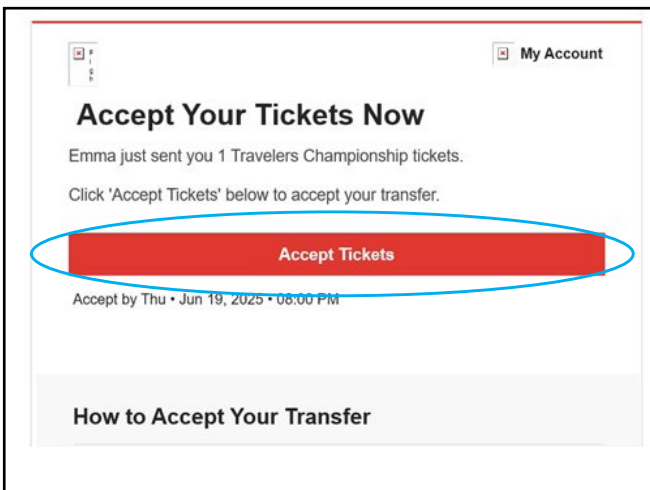
Transfer via:
 Email Address Text Message

Cancel Add Recipient

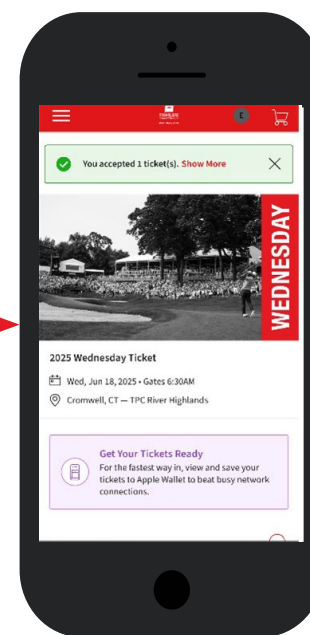
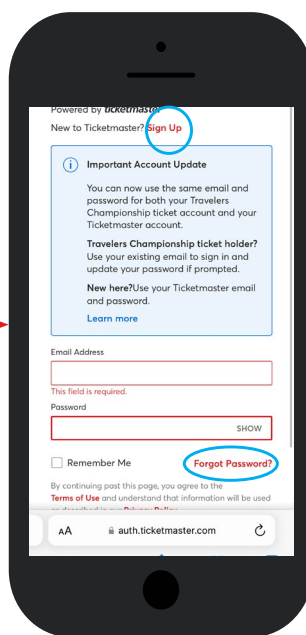
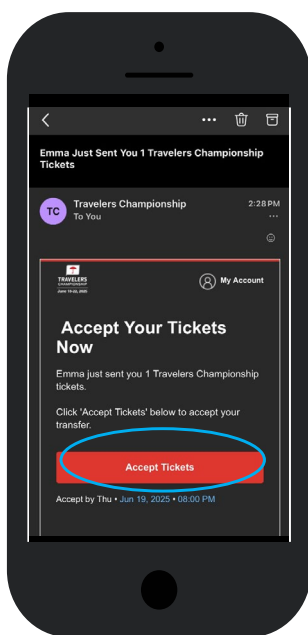


ACCOUNT MANAGER: ACCEPTING TICKETS

Navigate to the ticket transfer invitation email from **noreply@ticketmaster.com**. Click 'Accept Tickets' on the email. Sign in to Account Manager to accept tickets. If this is your first time accessing Travelers Championship Account Manager, click 'Sign Up' or 'Forgot Password?'.



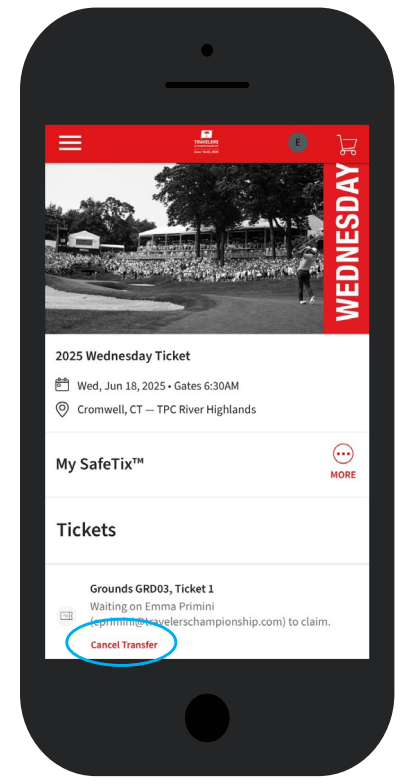
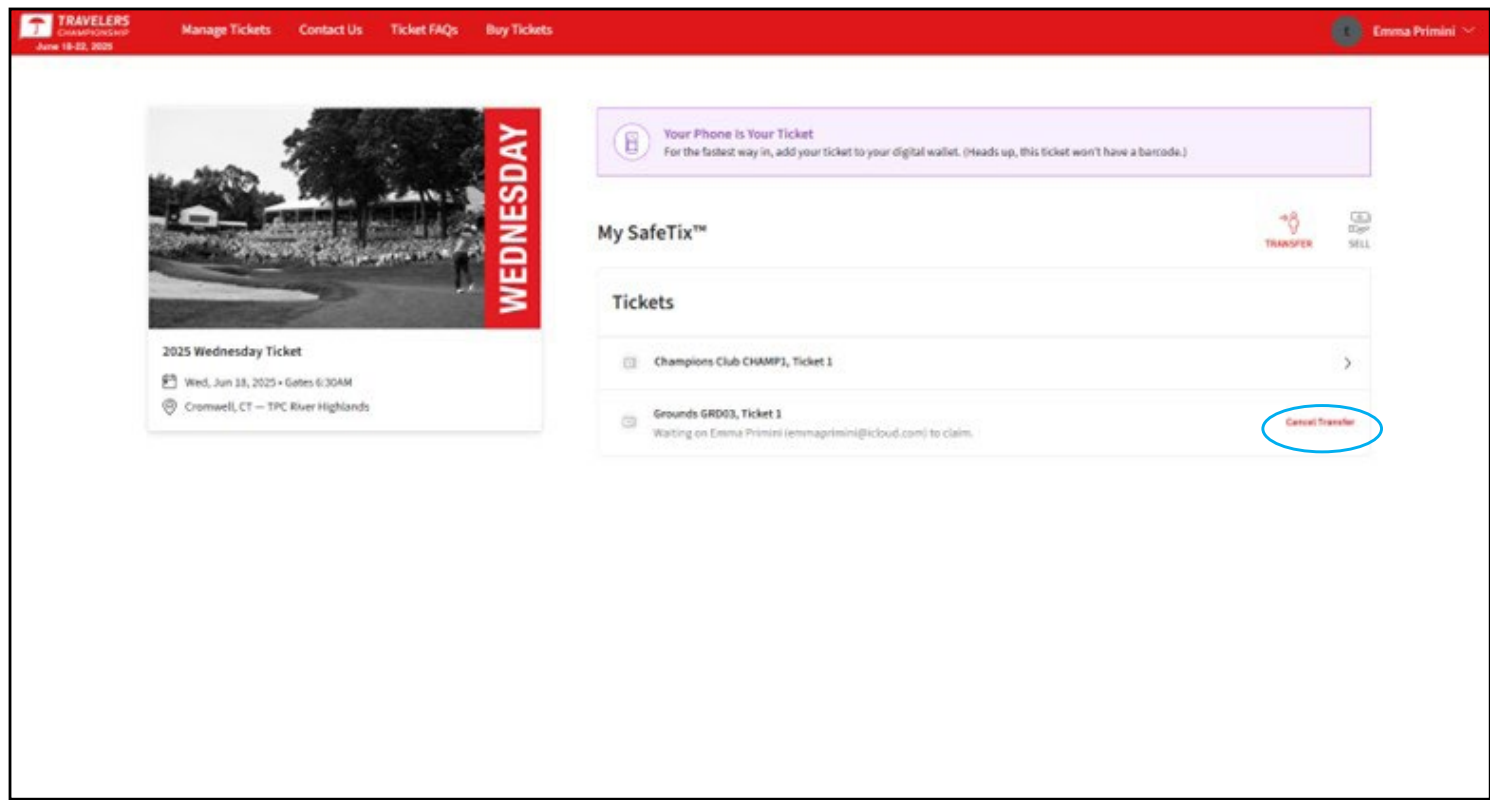
Once you've signed in, the tickets are yours. Visit 'Manage Tickets' to view and manage them at any time.





ACCOUNT MANAGER: CANCELING A TRANSFER

Before the recipient has accepted the transfer, you can cancel the ticket transfer by going back to the day and finding the ticket you transferred. To complete the transfer cancel click 'Cancel Transfer' on the right side of the screen.





FREQUENTLY ASKED QUESTIONS



What if I can't find my ticket barcode?

1. Make sure you are using your mobile phone. You must use your phone for entry into the parking lot and tournament. The barcodes will not display on your computer desktop.
2. Choose the day you wish to view then click the ticket. A barcode for the ticket will appear. Add to your mobile wallet for easiest access to the tournament NEW: Once you add a ticket to your phone's mobile wallet you will have the ability to tap your phone for entry rather than scanning a barcode. If you see one of the symbols to the right, you are ready to tap and go (no barcode is needed)!



What happens if a guest confirms their ticket transfer, but can no longer attend the event?

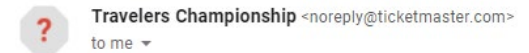
If a guest confirms their ticket transfer and can no longer attend, they simply need to transfer them back to you following the same transfer process you completed initially. Once you receive their transfer confirmation, you can then accept the tickets and send them to a new guest.

What if my guest can't sign in?

If this is the first time your guest has accessed the Travelers Championship Account Manager with this email, they may need to click 'Sign Up'.

What email address do the confirmation emails come from?

Tickets are sent on behalf of the Travelers Championship from noreply@ticketmaster.com. Please ask your guests to add this to their email address book to avoid any email communication going to their email's junk folder.



How can guests manage their tickets?

You can direct your guests to <http://travelerschampionship.com/manage-your-tickets/> for detailed instructions on how to manage their tickets.

Why don't I see any parking passes in my account?

General parking is included with each ticket on a first-come, first-served basis. Direct your guests to show their ticket to the parking attendant.

Can I still enter the tournament with a screenshot of my ticket?

No. Your barcode includes leading-edge technology with fraud and counterfeit protection, so you won't be able to use screenshots or printouts. When you arrive at the tournament, use the Ticketmaster app or mobile website to locate your tickets. Your phone's your ticket, which you'll show to the ticket scanner, get your phone scanned – and you're in!