



TRAVELERS CHAMPIONSHIP



MEDIA GUIDE

JUNE 20-26, 2022

TPC RIVER HIGHLANDS, CROMWELL, CT




TABLE OF CONTENTS

TOURNAMENT STATISTICS & RECORDS

- 4 | Tournament Champions
- 4 | Scoring Averages by Round
- 5 | Tournament Records
- 6 | The Umbrella at 15^{1/2}
- 7 | Holes-In-One
- 7 | Top 50 Career Tournament Earnings
- 8 | Purse & Points Distribution
- 8 | Purse History
- 9 | Oldest-Youngest PGA TOUR Events

TOURNAMENT RESULTS

- 12 | 2021 Tournament Results
- 14 | Past Tournament Results

50 | INDIVIDUAL RESULTS

144 | PGA TOUR MEDIA REGULATIONS





TOURNAMENT STATISTICS & RECORDS

TOURNAMENT CHAMPIONS

TRAVELERS CHAMPIONSHIP

Year	Player	Score	Purse	Check
2021	Harris English*	267	\$7,400,000	\$1,332,000
2020	Dustin Johnson	261	\$7,400,000	\$1,332,000
2019	Chez Reavie	263	\$7,200,000	\$1,296,000
2018	Bubba Watson	263	\$7,000,000	\$1,260,000
2017	Jordan Spieth*	268	\$6,800,000	\$1,224,000
2016	Russell Knox	266	\$6,600,000	\$1,188,000
2015	Bubba Watson*	264	\$6,400,000	\$1,152,000
2014	Kevin Streelman	265	\$6,200,000	\$1,116,000
2013	Ken Duke*	268	\$6,100,000	\$1,098,000
2012	Marc Leishman	266	\$6,000,000	\$1,080,000
2011	Fredrik Jacobson	260	\$6,000,000	\$1,080,000
2010	Bubba Watson*	266	\$6,000,000	\$1,080,000
2009	Kenny Perry	258	\$6,000,000	\$1,080,000
2008	Stewart Cink	262	\$6,000,000	\$1,080,000
2007	Hunter Mahan*	265	\$6,000,000	\$1,080,000

BUICK CHAMPIONSHIP

Year	Player	Score	Purse	Check
2006	J.J. Henry	266	\$4,400,000	\$792,000
2005	Brad Faxon*	266	\$4,300,000	\$774,000
2004	Woody Austin*	270	\$4,200,000	\$756,000

GREATER HARTFORD OPEN

Year	Player	Score	Purse	Check
2003	Peter Jacobsen	266	\$4,000,000	\$720,000

CANON GREATER HARTFORD OPEN

Year	Player	Score	Purse	Check
2002	Phil Mickelson	266	\$4,000,000	\$720,000
2001	Phil Mickelson	264	\$3,100,000	\$558,000
2000	Notah Begay III	260	\$2,800,000	\$504,000
1999	Brent Geiberger	262	\$2,500,000	\$450,000
1998	Olin Browne*	266	\$2,000,000	\$360,000
1997	Stewart Cink	267	\$1,500,000	\$270,000
1996	D.A. Weibring	270	\$1,500,000	\$270,000
1995	Greg Norman	267	\$1,200,000	\$216,000
1994	David Frost	268	\$1,200,000	\$216,000
1993	Nick Price	271	\$1,000,000	\$180,000
1992	Lanny Wadkins	274	\$1,000,000	\$180,000
1991	Billy Ray Brown*	271	\$1,000,000	\$180,000
1990	Wayne Levi	267	\$1,000,000	\$180,000
1989	Paul Azinger	267	\$1,000,000	\$180,000

CANON SAMMY DAVIS JR. GREATER HARTFORD OPEN

Year	Player	Score	Purse	Check
1988	Mark Brooks*	269	\$700,000	\$126,000
1987	Paul Azinger	269	\$700,000	\$126,000
1986	Mac O'Grady*	269	\$700,000	\$126,000
1985	Phil Blackmar*	271	\$600,000	\$108,000

SAMMY DAVIS JR. GREATER HARTFORD OPEN

Year	Player	Score	Purse	Check
1984	Peter Jacobsen	269	\$400,000	\$72,000
1983	Curtis Strange	268	\$300,000	\$54,000
1982	Tim Norris	259	\$300,000	\$54,000
1981	Hubert Green	264	\$300,000	\$54,000
1980	Howard Twitty*	266	\$300,000	\$54,000
1979	Jerry McGee	267	\$300,000	\$54,000
1978	Rod Funseth	264	\$210,000	\$42,000
1977	Bill Kratzert	265	\$210,000	\$42,000
1976	Rik Massengale	266	\$210,000	\$42,000
1975	Don Bies*	267	\$200,000	\$40,000
1974	Dave Stockton	268	\$200,000	\$40,000
1973	Billy Casper	264	\$200,000	\$40,000

GREATER HARTFORD OPEN

Year	Player	Score	Purse	Check
1972	Lee Trevino*	269	\$125,000	\$25,000
1971	George Archer*	268	\$110,000	\$22,000
1970	Bob Murphy	267	\$100,000	\$20,000
1969	Bob Lunn*	268	\$100,000	\$20,000
1968	Billy Casper	266	\$100,000	\$20,000
1967	Charles Sifford	272	\$100,000	\$20,000

INSURANCE CITY OPEN

Year	Player	Score	Purse	Check
1966	Art Wall, Jr.	266	\$100,000	\$20,000
1965	Billy Casper*	274	\$70,000	\$11,000
1964	Ken Venturi	273	\$50,000	\$7,500
1963	Billy Casper	271	\$40,000	\$6,400
1962	Bob Goalby*	271	\$35,000	\$5,300
1961	Billy Maxwell*	271	\$30,000	\$4,300
1960	Arnold Palmer*	270	\$25,000	\$3,500
1959	Gene Littler	272	\$25,000	\$3,500
1958	Jack Burke, Jr.	268	\$25,000	\$3,500
1957	Gardner Dickinson	272	\$20,000	\$2,800
1956	Arnold Palmer*	274	\$20,000	\$4,000
1955	Sam Snead	269	\$20,000	\$4,000
1954	Tommy Bolt*	271	\$15,000	\$2,400
1953	Bob Toski	269	\$15,000	\$2,400
1952	Ted Krull	273	\$15,000	\$2,400

*indicates playoff victory

SCORING AVERAGES BY ROUND

TPC RIVER HIGHLANDS

Year	Rnd. 1	Rnd. 2	Rnd. 3	Rnd. 4	Cum.	Avg. (O/U)
2021	70.090	68.949	70.063	69.866	69.672	(-0.327)
2020	68.532	68.883	68.544	68.338	68.626	(-1.375)
2019	69.353	69.615	70.341	70.071	69.724	(-0.276)
2018	69.776	69.994	69.108	68.865	69.596	(-0.404)
2017	70.045	70.824	70.329	69.081	70.199	(+0.119)
2016	70.077	70.212	68.644	68.658	69.668	(-0.332)
2015	69.083	70.052	68.417	69.514	69.685	(-0.315)
2014	69.374	70.303	69.481	69.273	69.685	(-0.315)
2013	70.186	70.303	70.229	70.284	70.248	(+0.248)
2012	71.058	69.373	69.18	68.972	69.839	(-0.161)
2011	69.019	68.176	68.203	68.797	68.567	(-1.433)
2010	69.718	69.329	69.195	69.247	69.372	(-0.628)
2009	68.351	69.583	69.113	68.278	68.831	(-1.169)
2008	68.853	69.630	68.167	69.542	69.117	(-0.883)
2007	70.468	71.753	71.570	69.253	70.846	(+0.846)
2006	70.564	70.883	70.274	70.178	70.564	(+0.564)
2005	70.768	69.974	70.818	69.130	70.240	(+0.240)
2004	71.297	70.711	70.000	69.557	70.589	(+0.589)
2003	70.679	70.481	70.079	70.526	70.489	(+0.489)
2002	71.385	71.240	69.342	69.921	70.760	(+0.760)
2001	69.782	70.680	70.306	68.059	69.856	(-0.144)
2000	69.731	70.374	69.157	69.073	69.727	(-0.273)
1999	69.513	70.516	69.096	69.192	69.735	(-0.265)
1998	70.748	69.399	68.474	70.079	69.813	(-0.187)
1997	71.532	71.640	68.580	70.074	70.800	(+0.800)
1996	72.039	72.357	71.205	71.359	71.890	(+1.890)
1995	71.669	70.553	69.218	70.719	70.636	(+0.636)
1994	71.852	70.595	69.408	71.900	71.045	(+1.045)
1993	72.365	72.553	72.313	70.300	72.062	(+2.062)
1992	70.832	72.042	72.709	71.709	71.688	(+1.688)
1991	71.516	70.898	70.243	70.230	70.893	(+0.893)
1990	70.096	69.794	70.053	69.081	69.824	(-0.176)
1989	70.651	70.387	69.600	70.307	70.332	(-0.668)
1988	70.194	70.629	70.028	69.958	70.271	(-0.729)
1987	71.587	71.255	70.188	71.518	71.220	(+0.220)
1986	71.600	71.175	70.000	70.128	70.944	(-0.056)
1985	71.833	70.747	69.864	70.212	70.920	(-0.080)
1984	71.966	74.000	70.709	71.063	72.333	(+1.233)

TOURNAMENT RECORDS

BEST FRONT 9 SCORE

Score	Player	Year	Round	Finish	Course
27	Jim Furyk	2016	4	T5	TPC River Highlands
29	Mike Brisky	1995	2	T45	TPC River Highlands
29	Phil Mickelson	2002	3	1	TPC River Highlands
29	Michael Sim	2007	3	T36	TPC River Highlands
29	Kenny Perry	2009	1	1	TPC River Highlands
29	DJ Trahan	2011	2	T17	TPC River Highlands
29	Brian Davis	2012	3	T4	TPC River Highlands
29	Stewart Cink	2018	4	T2	TPC River Highlands

BEST BACK 9 SCORE

Score	Player	Year	Round	Finish	Course
28	Vijay Singh	1998	4	T12	TPC River Highlands
28	Charley Hoffman	2013	1	T7	TPC River Highlands
28	Kevin Streelman	2014	4	1	TPC River Highlands
28	Chez Reavie	2019	3	1	TPC River Highlands

BEST 18 HOLES

Score	Player	Year	Round	Finish	Course
58	Jim Furyk	2016	4	T5	TPC River Highlands
60	Tommy Bolt	1954	2	1	Wethersfield CC
60	Patrick Cantlay	2011	2	T24	TPC River Highlands
60	Mackenzie Hughes	2020	1	T3	TPC River Highlands

BEST FIRST 36 HOLES

Score	Player	Year	Finish	Course
126	Justin Rose	2010	T9	TPC River Highlands
127	Tim Norris	1982	1	Wethersfield CC
127	Patrick Cantlay	2011	T24	TPC River Highlands

BEST SECOND 36 HOLES

Score	Player	Year	Finish	Course
126	Brad Faxon	2005	1	TPC River Highlands
128	Kevin Streelman	2014	1	TPC River Highlands

BEST 54 HOLES

Score	Player	Year	Finish	Course
192	Brendan Todd	2020	T11	TPC River Highlands
193	Tim Norris	1982	1	Wethersfield CC
193	Mark Calcavecchia	2000	2	TPC River Highlands

BEST 72 HOLES

Score	Player	Year	Finish	Course
258	Kenny Perry	2009	1	TPC River Highlands
259	Tim Norris	1982	1	Wethersfield CC



BEST FIRST ROUND SCORE

Score	Player	Year
61	Kenny Perry	2009
61	Charley Hoffman	2013

BEST SECOND ROUND SCORE

Score	Player	Year
60	Tommy Bolt	1954
60	Patrick Cantlay	2011

BEST THIRD ROUND SCORE

Score	Player	Year
61	Dana Quigley	1982
61	Kirk Triplett	2000
61	Phil Mickelson	2001

BEST FOURTH ROUND SCORE

Score	Player	Year
58	Jim Furyk	2016

LARGEST 18 HOLE LEAD

Shots	Player	Year
3	Cary Middlecoff	1954
3	George Cadle	1979
3	Corey Pavin	2004
3	Mackenzie Hughes	2020

LARGEST 36 HOLE LEAD

Shots	Player	Year
5	Tommy Bolt	1954
5	Gene Littler	1959

LARGEST 54 HOLE LEAD

Shots	Player	Year
6	Chez Reavie	2019
4	Sam Snead	1955
4	Bob Murphy	1970
4	Tim Norris	1982
4	Paul Casey	2018

LARGEST COME-FROM-BEHIND WIN


Shots	Player	Year
7	Brad Faxon	2005
6	Marc Leishman	2012
6	Bubba Watson	2018

THE UMBRELLA AT 15½

During the practice round on Tuesday, PGA TOUR professionals and caddies are given a chance to hit at the famous Travelers floating umbrella. The hole is known as The Umbrella at 15½, which is located between the 15th and 16th holes at TPC River Highlands. The hole is 85 yards long and the target is a 40-foot umbrella. The players are given one attempt at the umbrella, with the closest to the pin winner receiving \$10,000 to the charity of their choice.

In 2021, Scott Stallings won The Umbrella at 15 ½ Challenge with a shot that finished 10 inches from the pin at the floating red green. Travelers donated \$10,000 to Stallings's designated charity, Tennessee Golf Association.

Year	Winner	Nonprofit
2021	Scott Stallings	Tennessee Golf Association
2020	J.J. Spaun	JDRF
2019	Michael Kim	Zach Johnson Foundation/Windy Hill Foundation
2018	Lanto Griffin	Roanoke Valley Golf Hall of Fame Scholarship
2017	John Huh	The Hole in the Wall Gang Camp/Hospital for Special Care
2016	Brian Gay	Bruce Edwards Foundation Benefit Dinner
2015	Graham DeLaet	Graham and Ruby DeLaet Foundation
2014	Richard H. Lee	Newborns in Need
2013	Ben Kohles	Tucker Anderson 4 Life Foundation
2012	Ricky Barnes	The Ricky Barnes Foundation
2011	Chad Campbell	U-Turn Project/Travelers Championship Charities
2010	Justin Rose	Central Florida Children's Home



HOLES-IN-ONE

Year	Player	Hole	Round
2021	Abraham Ancer	8	3
2021	Kyle Stanley	8	3
2021	Jim Herman	16	4
2020	Abraham Ancer	16	1
2018	James Hahn	11	3
2017	Grayson Murray	8	4
2016	Ernie Els	16	3
2016	Si Woo Kim	5	1
2015	Andres Romero	16	1
2014	Jonathan Byrd	11	2
2013	Joey Snyder III	8	2
2012	Rory Sabbatini	16	4
2012	David Mathis	11	1
2011	J.B. Holmes	11	4
2011	D.J. Brigman	11	3
2011	Nate Smith	5	3
2010	Chad Campbell	16	1
2009	Tag Ridings	11	1
2007	Craig Perks	8	1
2007	Bo Van Pelt	16	4
2006	Patrick Sheehan	5	2
2004	Blaine McCallister	8	1
1999	Brent Geiberger	11	3
1999	Brad Fabel	8	4
1999	Mark Calcavecchia	5	3
1998	Len Mattiace	11	3
1996	Allen Doyle	8	2
1996	Larry Nelson	8	2
1995	Dan Pohl	8	2
1994	Glen Day	16	3
1994	Glen Day	11	2
1992	Fran Quinn	16	1
1992	Roger Maltbie	16	1
1992	Jerry Anderson	11	1
1990	David Peoples	5	2
1990	John Adams	5	1
1987	Mike Donald	16	4
1986	Vance Heafner	5	1
1985	David Lundstrom	16	2
1984	Lee Rinker	8	4
1982	Gavin Levenson	5	2
1981	Terry Diehl	5	3
1979	Frank Conner	9	1
1975	Ras Allan	17	2
1955	W.W. "Bill" Whedon	5	1
1955	W.W. "Bill" Whedon	9	1

TOP 50 CAREER TOURNAMENT EARNINGS

Rank	Name	Appearances	Earnings
1	Bubba Watson	15	\$4,822,823.02
2	Kevin Strelman	14	\$2,654,699.61
3	Hunter Mahan	20	\$2,607,027.11
4	Stewart Cink	18	\$2,425,627.33
5	Marc Leishman	11	\$2,132,461.56
6	Kenny Perry	24	\$2,022,060.68
7	Ryan Moore	14	\$1,959,543.62
8	Paul Casey	7	\$1,820,687.64
9	Chez Reavie	11	\$1,615,442.96
10	Harris English	8	\$1,606,060.04
11	Charley Hoffman	12	\$1,460,446.67
12	Dustin Johnson	5	\$1,454,786.36
13	J.J. Henry	23	\$1,425,366.61
14	Russell Knox	10	\$1,423,270.00
15	Freddie Jacobson	9	\$1,373,814.14
16	Phil Mickelson	8	\$1,369,153.50
17	Ken Duke	10	\$1,343,816.62
18	Jerry Kelly	19	\$1,291,766.12
19	Jordan Spieth	4	\$1,265,816.00
20	Corey Pavin	19	\$1,260,996.28
21	Brian Harman	11	\$1,235,948.07
22	Chris Stroud	13	\$1,087,194.29
23	Woody Austin	14	\$1,066,491.00
24	Keegan Bradley	10	\$1,057,345.81
25	Brad Faxon	29	\$1,043,758.56
26	Brendan Steele	11	\$1,005,474.29
27	Scott Verplank	11	\$986,305.00
28	David Toms	13	\$985,899.29
29	Daniel Berger	6	\$980,575.00
30	Zach Johnson	15	\$957,675.66
31	Peter Jacobsen	21	\$886,615.55
32	Vaughn Taylor	16	\$869,963.45
33	Mark Calcavecchia	25	\$869,945.55
34	Bo Van Pelt	15	\$866,827.76
35	Tim Herron	17	\$838,673.86
36	Vijay Singh	15	\$836,729.45
37	Chris Riley	8	\$834,122.50
38	John Rollins	11	\$822,087.76
39	Kramer Hickok	2	\$822,080.00
40	Justin Rose	10	\$819,645.64
41	Graham DeLaet	7	\$807,168.45
42	Bryson DeChambeau	6	\$767,411.11
43	Kevin Sutherland	16	\$764,440.23
44	Jay Williamson	15	\$760,710.38
45	Abraham Ancer	5	\$711,701.33
46	Notah Begay III	11	\$707,461.91
47	Sergio Garcia	5	\$691,202.57
48	Ben Curtis	9	\$684,203.33
49	Beau Hossler	5	\$677,768.00
50	Webb Simpson	10	\$673,200.00



PURSE & POINTS DISTRIBUTION

PGA TOUR PURSE DISTRIBUTION (\$7,400,000)

Finish	Prize	Finish	Prize	Finish	Prize
1	\$1,494,000.00	31	\$54,365.00	61	\$18,509.00
2	\$904,700.00	32	\$51,875.00	62	\$18,343.00
3	\$572,700.00	33	\$49,385.00	63	\$18,177.00
4	\$406,700.00	34	\$47,310.00	64	\$18,011.00
5	\$340,300.00	35	\$45,235.00	65	\$17,845.00
6	\$300,875.00	36	\$43,160.00	66	\$17,679.00
7	\$280,125.00	37	\$41,085.00	67	\$17,513.00
8	\$259,375.00	38	\$39,425.00	68	\$17,347.00
9	\$242,775.00	39	\$37,765.00	69	\$17,181.00
10	\$226,175.00	40	\$36,105.00	70	\$17,015.00
11	\$209,575.00	41	\$34,445.00	71	\$16,849.00
12	\$192,975.00	42	\$32,785.00	72	\$16,683.00
13	\$176,375.00	43	\$31,125.00	73	\$16,517.00
14	\$159,775.00	44	\$29,465.00	74	\$16,351.00
15	\$151,475.00	45	\$27,805.00	75	\$16,185.00
16	\$143,175.00	46	\$26,145.00	76	\$16,019.00
17	\$134,875.00	47	\$24,485.00	77	\$15,853.00
18	\$126,575.00	48	\$23,157.00	78	\$15,687.00
19	\$118,275.00	49	\$21,995.00	79	\$15,521.00
20	\$109,975.00	50	\$21,331.00	80	\$15,355.00
21	\$101,675.00	51	\$20,833.00	81	\$15,189.00
22	\$93,375.00	52	\$20,335.00	82	\$15,023.00
23	\$86,735.00	53	\$20,003.00	83	\$14,857.00
24	\$80,095.00	54	\$19,671.00	84	\$14,691.00
25	\$73,455.00	55	\$19,505.00	85	\$14,525.00
26	\$66,815.00	56	\$19,339.00	86	\$14,359.00
27	\$64,325.00	57	\$19,173.00	87	\$14,193.00
28	\$61,835.00	58	\$19,007.00	88	\$14,027.00
29	\$59,345.00	59	\$18,841.00	89	\$13,861.00
30	\$56,855.00	60	\$18,675.00	90	\$13,695.00

FEDEXCUP POINTS STRUCTURE

Position	Points	Position	Points	Position	Points
1	500	31	26.5	61	4.8
2	300	32	25	62	4.6
3	190	33	23.5	63	4.4
4	135	34	22	64	4.2
5	110	35	21	65	4
6	100	36	20	66	3.8
7	90	37	19	67	3.6
8	85	38	18	68	3.4
9	80	39	17	69	3.2
10	75	40	16	70	3
11	70	41	15	71	2.9
12	65	42	14	72	2.8
13	60	43	13	73	2.7
14	57	44	12	74	2.6
15	55	45	11	75	2.5
16	53	46	10.5	76	2.4
17	51	47	10	77	2.3
18	49	48	9.5	78	2.2
19	47	49	9	79	2.1
20	45	50	8.5	80	2
21	43	51	8	81	1.9
22	41	52	7.5	82	1.8
23	39	53	7	83	1.7
24	37	54	6.5	84	1.6
25	35.5	55	6	85	1.5
26	34	56	5.8		
27	32.5	57	5.6		
28	31	58	5.4		
29	29.5	59	5.2		
30	28	60	5		

PURSE HISTORY

Year	Total
2021	\$7,400,000
2020	\$7,400,000
2019	\$7,200,000
2018	\$7,000,000
2017	\$6,800,000
2016	\$6,600,000
2015	\$6,400,000
2014	\$6,200,000
2013	\$6,100,000
2012	\$6,000,000
2011	\$6,000,000
2010	\$6,000,000
2009	\$6,000,000
2008	\$6,000,000
2007	\$6,000,000
2006	\$4,400,000
2005	\$4,300,000
2004	\$4,200,000
2003	\$4,000,000
2002	\$4,000,000
2001	\$3,100,000
2000	\$2,800,000
1999	\$2,500,000
1998	\$2,000,000
1997	\$1,500,000
1996	\$1,500,000
1995	\$1,200,000
1994	\$1,200,000
1993	\$1,000,000
1992	\$1,000,000
1991	\$1,000,000
1990	\$1,000,000
1989	\$1,000,000
1988	\$700,000
1987	\$700,000
1986	\$700,000
1985	\$600,000
1984	\$400,000
1983	\$300,000
1982	\$300,000
1981	\$300,000
1980	\$300,000
1979	\$300,000
1978	\$210,000
1977	\$210,000
1976	\$210,000
1975	\$200,000
1974	\$200,000
1973	\$200,000
1972	\$125,000
1971	\$110,000
1970	\$100,000
1969	\$100,000
1968	\$100,000
1967	\$100,000
1966	\$100,000
1965	\$70,000
1964	\$50,000
1963	\$40,000
1962	\$35,000
1961	\$30,000
1960	\$25,000
1959	\$25,000
1958	\$25,000
1957	\$20,000
1956	\$20,000
1955	\$20,000
1954	\$15,000
1953	\$15,000
1952	\$15,000



OLDEST-YOUNGEST PGA TOUR EVENTS

Year	Tournament
1860	The Open Championship
1895	U.S. Open
1899	BMW Championship
1904	RBC Canadian Open
1916	PGA Championship
1922	Valero Texas Open
1926	Genesis Invitational
1932	WM Phoenix Open
1934	Masters Tournament
1937	AT&T Pebble Beach Pro-Am
1938	Zurich Classic of New Orleans
1938	Wyndham Championship
1944	AT&T Byron Nelson
1946	Charles Schwab Challenge
1946	Houston Open
1952	Travelers Championship
1952	Farmers Insurance Open
1953	Sentry Tournament of Champions
1960	The American Express
1965	Sony Open in Hawaii
1966	Arnold Palmer Invitational presented by Mastercard
1967	FedEx St. Jude Championship
1968	Sanderson Farms Championship
1969	RBC Heritage
1972	The Honda Classic
1972	John Deere Classic
1974	THE PLAYERS Championship
1976	the Memorial Tournament presented by Workday
1983	Shriners Children's Open
1987	The TOUR Championship
1999	WGC-Dell Technologies Match Play
1999	Barracuda Championship
2000	Valspar Championship
2003	Wells Fargo Championship
2007	World Wide Technology Championship at Mayakoba
2007	Fortinet Championship
2008	Puerto Rico Open
2010	The RSM Classic
2013	WGC-HSBC Champions
2015	Barbasol Championship
2017	THE CJ CUP @ NINE BRIDGES
2018	Corales Puntacana Championship
2019	3M Open
2019	Rocket Mortgage Classic
2019	The ZOZO Championship
2019	Butterfield Bermuda Championship
2022	Mexico Open at Vidanta
2022	Genesis Scottish Open



TOURNAMENT RESULTS

2021 TOURNAMENT RESULTS



2021 TRAVELERS CHAMPIONSHIP

Dates: June 21-27, 2021

Purse: \$7,400,000

FedExCup Points: 500 to the winner

Par/Yardage: 35-35-70/6,841

2021 Champion: *Harris English 267 (-13)

**Defeated Kramer Hickok in a sudden-death playoff with a birdie-3 at the eighth extra hole (No. 18)*

LEADERS

First Round: 63 (-7) Kramer Hickock, Satoshi Kodaira, 64 (-6) Talor Gooch

Second Round: 131 (-9) Jason Day, 132 (-8) Kramer Hickock, Bubba Watson

Third Round: 200 (-10) Kramer Hickock, Bubba Watson, 201 (-9) Cameron Smith, Russell Henley, Jason Day

Cut: 79 players at 2-under 138 from a field of 156 professionals.

WEATHER

Thursday: Early fog delayed the start of round one for 15 minutes. Sunny with a high of 79. Wind SW 5-10 mph.

Friday: Light rain and cloudy early before sunny in the afternoon. High of 77. Wind SE 6-12 mph.

Saturday: Mostly cloudy with occasional showers. High of 81. Wind SSW 15-20 mph.

Sunday: Partly cloudy. High of 87. Wind SW 10-15 mph, gusting to 25 mph.

OFFICIAL SCORECARD

Harris English

Hole	1	2	3	4	5	6	7	8	9	OUT	10	11	12	13	14	15	16	17	18	IN	TOT
Par	4	4	4	4	3	5	4	3	4	35	4	3	4	5	4	4	3	4	4	35	70
Rd 1	4	③	③	4	3	5	⑤	3	4	34	4	3	③	5	4	③	3	4	4	33	67
Rd 2	4	4	4	4	3	5	③	3	4	34	4	3	4	5	4	③	3	4	4	34	68
Rd 3	⑤	③	4	③	②	④	4	3	③	31	4	3	4	④	4	⑤	④	4	4	36	67
Rd 4	③	4	4	4	②	⑤	4	②	4	32	4	3	4	④	4	4	②	5	③	33	65

Scorecard: ○ Eagle ○ Birdie □ Bogey □ Double Bogey

2021 COURSE STATISTICS

	R1	R2	R3	R4	Total
Rounds Below Par	75	90	35	33	233
Rounds at Even Par	20	19	10	14	63
Rounds Over Par	61	47	34	32	174

TPC RIVER HIGHLANDS COURSE STATISTICS HOLE NOS. 1-9

Hole	Par	Avg Scr	Eagle	Birdie	Par	Bogey	Dbl Bogey	Other	Rank	Avg Over/Under
1	4	4.015	0	76	315	76	2	1	8	0.015
2	4	3.906	3	114	286	59	7	1	13	-0.094
3	4	3.981	0	75	334	56	5	0	10	-0.019
4	4	4.196	0	47	292	124	6	1	1	0.196
5	3	3.157	0	27	343	99	1	0	2	0.157
6	5	4.728	2	163	267	37	1	0	18	-0.272
7	4	4.015	1	62	339	66	1	1	8	0.015
8	3	3.03	2	71	320	65	12	0	7	0.03
9	4	3.889	0	93	338	38	0	1	14	-0.111
Front 9 Totals										
Average	35	34.917	8	728	2834	620	35	5		-0.083
Average		3.88	0.89	80.89	314.89	68.89	3.89	0.56		-0.009

TPC RIVER HIGHLANDS COURSE STATISTICS HOLE NOS. 10-18

Hole	Par	Avg Scr	Eagle	Birdie	Par	Bogey	Dbl Bogey	Other	Rank	Avg Over/Under
10	4	4.126	0	47	326	88	9	0	3	0.126
11	3	2.883	0	102	322	45	1	0	15	-0.117
12	4	4.085	0	78	296	79	12	5	5	0.085
13	5	4.828	8	179	187	81	12	3	16	-0.172
14	4	3.97	0	81	329	53	7	0	11	-0.03
15	4	3.768	8	176	211	68	6	1	17	-0.232
16	3	3.051	1	53	348	57	11	0	6	0.051
17	4	4.126	0	73	284	95	17	1	3	0.126
18	4	3.919	1	91	324	53	1	0	12	-0.081
Back 9 Totals										
Average	35	34.756	18	880	2627	619	76	10		-0.244
Average		3.86	2	97.78	291.89	68.78	8.44	1.11		-0.027

Player	1R	2R	3R	4R	Total	Money
1 Harris English	67	68	67	65	267	\$ 1,332,000.00
2 Kramer Hickock	63	69	68	67	267	\$ 806,600.00
3 Marc Leishman	69	66	69	64	268	\$ 510,600.00
4 Abraham Ancer	72	66	66	65	269	\$ 362,600.00
T5 Kevin Kisner	70	63	74	63	270	\$ 253,820.00
T5 Brooks Koepka	69	67	69	65	270	\$ 253,820.00
T5 Hank Lebioda	69	68	67	66	270	\$ 253,820.00
T5 Brian Harman	68	68	67	67	270	\$ 253,820.00
T5 Brice Garnett	65	68	69	68	270	\$ 253,820.00
T10 Beau Hossler	65	70	72	64	271	\$ 186,850.00
T10 Sepp Straka	66	70	69	66	271	\$ 186,850.00
T10 Jason Day	69	62	70	70	271	\$ 186,850.00
T13 Andrew Putnam	70	67	69	66	272	\$ 132,583.34
T13 Guido Migliozi	69	65	71	67	272	\$ 132,583.34
T13 Adam Scott	69	69	67	67	272	\$ 132,583.33
T13 Patrick Cantlay	68	66	70	68	272	\$ 132,583.33
T13 Sam Burns	66	71	67	68	272	\$ 132,583.33
T13 Mark Hubbard	69	65	69	69	272	\$ 132,583.33
T19 Seamus Power	66	67	71	69	273	\$ 87,690.00
T19 Lucas Herbert	70	67	67	69	273	\$ 87,690.00
T19 Bryson DeChambeau	69	66	68	70	273	\$ 87,690.00
T19 Robert Streb	68	68	67	70	273	\$ 87,690.00
T19 Russell Henley	67	66	68	72	273	\$ 87,690.00
T19 Bubba Watson	66	66	68	73	273	\$ 87,690.00
T25 Chez Reavie	70	67	69	68	274	\$ 58,090.00
T25 Patrick Reed	69	66	70	69	274	\$ 58,090.00
T25 Zach Johnson	66	70	69	69	274	\$ 58,090.00
T25 Jim Herman	68	69	67	70	274	\$ 58,090.00
T25 Dustin Johnson	70	68	65	71	274	\$ 58,090.00
T30 Stewart Cink	68	67	74	66	275	\$ 45,325.00
T30 Brian Stuard	69	66	70	70	275	\$ 45,325.00
T30 Maverick McNealy	65	70	70	70	275	\$ 45,325.00
T30 Charley Hoffman	72	63	70	70	275	\$ 45,325.00
T30 Brendon Todd	68	69	67	71	275	\$ 45,325.00
T30 Cameron Smith	67	68	66	74	275	\$ 45,325.00
T36 Joaquin Niemann	68	67	73	68	276	\$ 30,743.64
T36 Jonas Blixt	68	68	72	68	276	\$ 30,743.64
T36 Justin Rose	70	63	74	69	276	\$ 30,743.64
T36 Kevin Chappell	68	67	72	69	276	\$ 30,743.64
T36 Talor Gooch	64	70	73	69	276	\$ 30,743.64
T36 Paul Casey	71	67	69	69	276	\$ 30,743.64
T36 J.B. Holmes	70	68	67	71	276	\$ 30,743.64
T36 Ian Poulter	68	66	70	72	276	\$ 30,743.63
T36 Troy Merritt	68	65	70	73	276	\$ 30,743.63
T36 Satoshi Kodaira	63	72	68	73	276	\$ 30,743.63
T36 Matt Jones	70	66	67	73	276	\$ 30,743.63
T47 Tom Lewis	67	67	74	69	277	\$ 19,377.43
T47 J.J. Spaun	71	67	69	70	277	\$ 19,377.43
T47 Austin Eckroat	72	66	69	70	277	\$ 19,377.43
T47 Carlos Ortiz	70	65	71	71	277	\$ 19,377.43
T47 Harold Varner III	70	68	68	71	277	\$ 19,377.43
T47 Scottie Scheffler	69	65	71	72	277	\$ 19,377.43
T47 Kevin Na	69	68	68	72	277	\$ 19,377.42
T54 Ryan Moore	72	65	72	69	278	\$ 17,094.00
T54 Tyler Duncan	69	67	72	70	278	\$ 17,094.00
T54 Cameron Percy	70	66	72	70	278	\$ 17,094.00
T54 Sam Ryder	69	69	70	70	278	\$ 17,094.00
T54 Kyle Stanley	70	68	69	71	278	\$ 17,094.00
T54 Peter Malnati	68	70	69	71	278	\$ 17,094.00
T54 Doug Ghim	68	66	72	72	278	\$ 17,094.00
T61 Phil Mickelson	69	69	72	69	279	\$ 16,206.00
T61 Andrew Svoboda	69	69	72	69	279	\$ 16,206.00
T61 Doc Redman	69	66	73	71	279	\$ 16,206.00
T61 Henrik Norlander	65	71	71	72	279	\$ 16,206.00
T61 Ryan Armour	70	64	72	73	279	\$ 16,206.00
T66 Tom Hoge	67	71	72	70	280	\$ 15,540.00
T66 Kevin Tway	70	66	73	71	280	\$ 15,540.00
T66 Aaron Wise	73	65	71	71	280	\$ 15,540.00
T66 Robby Shelton	73	64	70	73	280	\$ 15,540.00
T70 William McGirt	71	67	73	70	281	\$ 15,022.00
T70 Kris Ventura	69	69	71	72	281	\$ 15,022.00
T70 Lanto Griffin	71	67	71	72	281	\$ 15,022.00
T73 David Hearn	70	68	73	71	282	\$ 14,578.00
T73 Denny McCarthy	72	66	71	73	282	\$ 14,578.00
T73 K.H. Lee	69	64	69	80	282	\$ 14,578.00
T76 Patrick Rodgers	65	71	74	73	283	\$ 14,134.00
T76 Nate Lashley	69	67	73	74	283	\$ 14,134.00
T76 Mackenzie Hughes	67	71	71	74	283	\$ 14,134.00
T79 Will Gordon	71	67	76	75	289	\$ 13,838.00



TOURNAMENT RESULTS

2020 TRAVELERS CHAMPIONSHIP

June 18-24, 2020

\$7,400,000 Purse

Champion: Dustin Johnson



LEADERS:

First Round: 60 (-10) Mackenzie Hughes, 63 (-7) Viktor Hovland, Rory McIlroy, Xander Schauffele

Second Round: 127 (-13) Phil Mickelson, 128 (-12) Will Gordon, Mackenzie Hughes, 131 (-9) Marc Leishman, Rory McIlroy, Xander Schauffele, Brendan Steele, Brendon Todd

Third Round: 192 (-18) Brendon Todd, 194 (-16) Dustin Johnson, 195 (-15) Kevin Streelman, 196 (-14) Mackenzie Hughes,

197 (-13) Bryson DeChambeau, Kevin Na

Cut: 68 players at 4-under 136 from a field of 156 professionals.

Player	1R	2R	3R	4R	Total	Money
1 Dustin Johnson	69	64	61	67	261	\$1,332,000.00
2 Kevin Streelman	66	66	63	67	262	\$806,600.00
T3 Will Gordon	66	6	2	71	64	\$436,600.00
T3 Mackenzie Hughes	60	68	68	67	263	\$436,600.00
5 Kevin Na	66	66	65	67	264	\$303,400.00
T6 Ryan Armour	67	66	68	64	265	\$233,470.00
T6 Bryson DeChambeau	65	67	65	68	265	\$233,470.00
T6 Patton Kizzire	66	66	66	67	265	\$233,470.00
T6 Scott Stallings	66	68	64	67	265	\$233,470.00
T6 Brendan Steele	69	62	68	66	265	\$233,470.00
T11 Patrick Cantlay	66	67	69	65	267	\$139,983.34
T11 Si Woo Kim	68	66	68	65	267	\$139,983.34
T11 Doc Redman	68	67	69	63	267	\$139,983.34
T11 Abraham Ancer	67	65	66	69	267	\$139,983.34
T11 Viktor Hovland	63	69	67	68	267	\$139,983.34
T11 Zach Johnson	68	64	67	68	267	\$139,983.34
T11 Rory McIlroy	63	68	69	67	267	\$139,983.34
T11 Seung-Yul Noh	64	68	66	69	267	\$139,983.34
T11 Brendon Todd	66	65	66	75	267	\$139,983.34
T20 Joel Dahmen	67	68	68	65	268	\$87,320.00
T20 Lucas Glover	66	68	71	63	268	\$87,320.00
T20 Xander Schauffele	63	68	70	67	268	\$87,320.00
T20 Brian Stuard	65	67	68	68	268	\$87,320.00
T24 Wesley Bryan	67	66	67	69	269	\$57,627.50
T24 Sam Burns	68	66	68	67	269	\$57,627.50
T24 Lanto Griffin	66	67	68	68	269	\$57,627.50
T24 Adam Long	67	69	65	68	269	\$57,627.50
T24 Phil Mickelson	64	63	71	71	269	\$57,627.50
T24 Patrick Reed	70	66	69	64	269	\$57,627.50
T24 Kyle Stanley	69	65	65	70	269	\$57,627.50
T24 Jhonattan Vegas	71	65	67	66	269	\$57,627.50
T32 Paul Casey	69	66	67	68	270	\$42,254.00
T32 Tyler Duncan	64	70	69	67	270	\$42,254.00
T32 Sergio Garcia	64	70	70	66	270	\$42,254.00
T32 Russell Henley	65	69	72	64	270	\$42,254.00
T32 Harold Varner III	66	69	69	66	270	\$42,254.00
T37 Rafa Cabrera Bello	65	70	72	64	271	\$34,410.00
T37 Tom Hoge	67	68	66	70	271	\$34,410.00
T37 Mark Hubbard	68	66	70	67	271	\$34,410.00
T37 Jon Rahm	66	68	66	71	271	\$34,410.00
T41 Joseph Bramlett	69	65	71	67	272	\$27,750.00
T41 Charley Hoffman	67	67	65	73	272	\$27,750.00
T41 Hank Lebioda	69	67	66	70	272	\$27,750.00
T41 Henrik Norlander	68	68	68	68	272	\$27,750.00
T41 Brandt Snedeker	67	69	66	70	272	\$27,750.00
T46 Byeong Hun An	68	68	69	68	273	\$19,869.00
T46 Jason Day	67	69	69	68	273	\$19,869.00
T46 Sung Kang	65	67	70	71	273	\$19,869.00
T46 Louis Oosthuizen	64	70	71	68	273	\$19,869.00
T46 Chez Reavie	70	66	68	69	273	\$19,869.00
T46 Michael Thompson	64	71	70	68	273	\$19,869.00
T46 Richy Werenski	67	68	71	67	273	\$19,869.00
T46 Aaron Wise	68	67	69	69	273	\$19,869.00
T54 Kevin Chappell	68	68	69	69	274	\$17,316.00
T54 Austin Cook	71	65	69	69	274	\$17,316.00
T54 Jim Furyk	69	65	70	70	274	\$17,316.00
T54 Jordan Spieth	67	69	69	69	274	\$17,316.00
T58 Sungjae Im	68	68	71	68	275	\$16,872.00
T58 Marc Leishman	66	65	72	72	275	\$16,872.00
T60 Emiliano Grillo	67	66	71	72	276	\$16,502.00
T60 Shane Lowry	66	69	74	67	276	\$16,502.00
T60 Troy Merritt	68	64	72	72	276	\$16,502.00
63 Joaquin Niemann	68	66	68	75	277	\$16,206.00
64 Ian Poulter	67	69	73	69	278	\$16,058.00
65 Scott Brown	69	66	72	72	279	\$15,910.00
66 Roger Sloan	67	69	71	73	280	\$15,762.00
67 Greg Chalmers	69	67	75	73	284	\$15,614.00
68 Luke Donald	69	65	73	79	286	\$15,466.00

2019 TRAVELERS CHAMPIONSHIP

June 17-23, 2019

\$7,400,000 Purse

Champion: Chez Reavie



LEADERS:

First Round: 64 (-6) Abraham Ancer, Ryan Armour, Bronson Burgoon, Mackenzie Hughes, Kyoung-Hoon Lee, Zack Sucher; 65 (-5) Chez Reavie

Second Round: 129 (-11) Zack Sucher; 131 (-9) Keegan Bradley, Chez Reavie; 132 (-8) Bronson Burgoon, Ryan Moore

Third Round: 194 (-16) Chez Reavie; 200 (-10) Keegan Bradley, Zack Sucher; 201 (-9) Jason Day, Roberto Diaz

Cut: 82 players at 2-under-par 138 from a field of 156. A second cut was made following the third round to 70 players at 1-under-par 209.

Player	1R	2R	3R	4R	Total	Money
1 Chez Reavie	65	66	63	69	263	\$1,296,000.00
T2 Keegan Bradley	65	66	69	67	267	\$633,600.00
T2 Zack Sucher	64	65	71	67	267	\$633,600.00
4 Vaughn Taylor	68	66	69	65	268	\$345,600.00
T5 Joaquin Niemann	69	65	69	66	269	\$262,800.00
T5 Kevin Tway	68	68	66	67	269	\$262,800.00
T5 Paul Casey	65	68	71	65	269	\$262,800.00
T8 Abraham Ancer	64	73	70	63	270	\$194,400.00
T8 Brian Harman	72	66	66	66	270	\$194,400.00
T8 Bryson DeChambeau	68	70	64	68	270	\$194,400.00
T8 Jason Day	70	63	68	69	270	\$194,400.00
T8 Roberto Diaz	69	65	67	69	270	\$194,400.00
T13 Kyoung-Hoon Lee	64	72	67	68	271	\$144,000.00
T13 Tommy Fleetwood	66	69	67	69	271	\$144,000.00
T15 Kevin Kisner	69	65	71	67	272	\$115,200.00
T15 Kevin Streelman	67	67	69	69	272	\$115,200.00
T15 Patrick Cantlay	66	72	65	69	272	\$115,200.00
T15 Ryan Moore	68	64	72	68	272	\$115,200.00
T15 Wyndham Clark	68	67	68	69	272	\$115,200.00
20 Alex Prugh	68	68	68	69	273	\$93,600.00
T21 Adam Long	66	67	70	71	274	\$65,760.00
T21 Brendan Steele	71	67	68	68	274	\$65,760.00
T21 Cody Gribble	69	69	67	69	274	\$65,760.00
T21 Harold Varner III	69	66	72	67	274	\$65,760.00
T21 Marc Leishman	66	70	70	68	274	\$65,760.00
T21 Martin Laird	67	67	68	72	274	\$65,760.00
T21 Robert Streb	65	68	71	70	274	\$65,760.00
T21 Russell Knox	69	69	71	65	274	\$65,760.00
T21 Sungjae Im	68	69	71	66	274	\$65,760.00
T30 Freddie Jacobson	70	65	72	68	275	\$43,740.00
T30 J.J. Spaun	68	69	66	72	275	\$43,740.00
T30 Nick Watney	66	69	69	71	275	\$43,740.00
T30 Patrick Reed	68	66	70	71	275	\$43,740.00
T30 Peter Malnati	66	70	69	70	275	\$43,740.00
T30 Stephan Jaeger	70	68	70	67	275	\$43,740.00
T36 C.T. Pan	67	70	71	68	276	\$32,451.43
T36 Collin Morikawa	66	67	75	68	276	\$32,451.43
T36 Josh Teater	68	68	69	71	276	\$32,451.43
T36 Justin Thomas	68	68	70	70	276	\$32,451.43
T36 Kyle Stanley	67	68	73	68	276	\$32,451.43
T36 Louis Oosthuizen	66	68	74	68	276	\$32,451.43
T36 Ryan Blaum	67	67	69	73	276	\$32,451.43
T43 Andrew Landry	67	71	65	74	277	\$21,924.00
T43 Brandt Snedeker	68	69	71	69	277	\$21,924.00
T43 Cameron Davis	70	68	69	70	277	\$21,924.00
T43 Chip McDaniel	69	68	68	72	277	\$21,924.00
T43 Joel Dahmen	70	68	69	70	277	\$21,924.00
T43 Sam Burns	67	69	72	69	277	\$21,924.00
T43 Sangmoon Bae	68	70	69	70	277	\$21,924.00
T43 Tyler Duncan	67	70	71	69	277	\$21,924.00
T51 Hank Lebioda	69	65	74	70	278	\$17,328.00
T51 Mackenzie Hughes	64	74	69	71	278	\$17,328.00
T51 Sam Ryder	67	67	74	70	278	\$17,328.00
T54 Bubba Watson	69	66	73	71	279	\$16,560.00
T54 Ryan Armour	64	71	71	73	279	\$16,560.00
T54 Viktor Hovland	67	71	68	73	279	\$16,560.00
T57 Andrew Putnam	66	67	71	76	280	\$16,128.00
T57 Brooks Koepka	71	66	72	71	280	\$16,128.00
T57 Francesco Molinari	69	69	71	71	280	\$16,128.00
T60 Brandon Harkins	66	72	70	73	281	\$15,480.00
T60 Bronson Burgoon	64	68	75	74	281	\$15,480.00
T60 Emiliano Grillo	67	71	71	72	281	\$15,480.00
T60 Kramer Hickok	70	68	69	74	281	\$15,480.00
T60 Richy Werenski	67	69	72	73	281	\$15,480.00
T60 Scott Brown	67	67	70	77	281	\$15,480.00
T66 Scott Langley	65	73	68	76	282	\$14,904.00
T66 Seamus Power	66	70	71	75	282	\$14,904.00
68 Brady Schnell	65	68	75	75	283	\$14,688.00
69 Seth Reeves	68	70	77	285	\$14,544.00	
70 Sam Saunders	67	67	72	80	286	\$14,400.00
T71 Cameron Tringale	66	69	75	210	\$13,824.00	
T71 Harris English	72	66	72	210	\$13,824.00	
T71 Jim Herman	67	70	73	210	\$13,824.00	
T71 Matt Jones	69	69	72	210	\$13,824.00	
T71 Nick Taylor	69	69	72	210	\$13,824.00	
T71 Shawn Stefani	68	69	73	210	\$13,824.00	
T71 Troy Merritt	70	65	75	210	\$13,824.00	
T78 Beau Hossler	69	69	73	211	\$13,176.00	
T78 Sung Kang	68	70	73	211	\$13,176.00	
T80 Matthew Wolff	70	68	74	212	\$12,888.00	
T80 Tom Hoge	67	69	76	212	\$12,888.00	
82 Alex Cejka	69	69	75	213	\$12,672.00	

2018 TRAVELERS CHAMPIONSHIP

June 18-24, 2018

\$7,200,000 Purse

Champion: Bubba Watson



LEADERS:

First Round: 63 (-7) Zach Johnson, Jordan Spieth; 64 (-6) Brian Harman, Peter Malnati, Rory McIlroy

Second Round: 130 (-10) Brian Harman; 131 (-9) Russell Henley, Zach Johnson, Matt Jones

Third Round: 194 (-16) Paul Casey; 198 (-12) Russell Henley; 199 (-11) Brian Harman, J.B. Holmes, Anirban Lahiri

Cut: 74 players at 2-under-par 138 from a field of 156.

Player	1R	2R	3R	4R	Total	Money
1 Bubba Watson	70	63	67	63	263	\$1,260,000.00
T2 Paul Casey	65	67	62	72	266	\$462,000.00
T2 Stewart Cink	68	68	68	62	266	\$462,000.00
T2 J.B. Holmes	66	68	65	67	266	\$462,000.00
T2 Beau Hossler	65	67	68	66	266	\$462,000.00
T6 Brian Harman	64	66	69	68	267	\$234,500.00
T6 Russell Henley	66	65	67	69	267	\$234,500.00
T6 Kevin Tway</						

TOURNAMENT RESULTS

2016 TRAVELERS CHAMPIONSHIP

August 1-7, 2016

\$6,800,000 Purse

Champion: Russell Knox

LEADERS:

First Round: 64 (-6) Jerry Kelly, Andrew Loupe, Vaughn Taylor; 65 (-5) Marc Leishman, Ben Martin, Jon Rahm

Second Round: 133 (-7) Daniel Berger, Russell Henley, Marc Leishman, Tyrone Van Aswegen; 134 (-6) Robert Garrigus, Jerry Kelly, Russell Knox, Patrick Rodgers

Third Round: 195 (-15) Daniel Berger; 198 (-12) Russell Henley, Russell Knox, Tyrone Van Aswegen

Cut: 73 players at 1-under-par 139 from a field of 156.



Player	1R	2R	3R	4R	Total	Money
1 Russell Knox	67	67	64	68	266	\$1,188,000.00
2 Jerry Kelly	64	70	69	64	267	\$712,800.00
T3 Justin Thomas	68	69	69	62	268	\$382,800.00
T3 Patrick Rodgers	68	66	66	68	268	\$382,800.00
T5 Jim Furyk	73	66	72	58	269	\$231,825.00
T5 Robert Garrigus	67	67	68	67	269	\$231,825.00
T5 Tyrone Van Aswegen	67	66	65	71	269	\$231,825.00
T5 Daniel Berger	66	67	62	74	269	\$231,825.00
T9 Marc Leishman	65	68	71	66	270	\$184,800.00
T9 Brooks Koepka	67	70	64	69	270	\$184,800.00
T11 Shawn Stefani	71	68	67	65	271	\$135,300.00
T11 Alex Cejka	68	69	69	65	271	\$135,300.00
T11 Patrick Reed	70	67	68	66	271	\$135,300.00
T11 Spencer Levin	69	67	68	67	271	\$135,300.00
T11 Daniel Summerhays	68	69	65	69	271	\$135,300.00
T11 Russell Henley	68	65	65	73	271	\$135,300.00
T17 Brendon Steele	70	69	69	64	272	\$83,490.00
T17 Matt Kuchar	69	67	71	65	272	\$83,490.00
T17 Louis Oosthuizen	68	71	67	66	272	\$83,490.00
T17 Tyrrell Hatton	71	65	70	66	272	\$83,490.00
T17 Carlos Ortiz	66	71	69	66	272	\$83,490.00
T17 Andres Gonzales	70	68	65	69	272	\$83,490.00
T17 Ryan Moore	70	66	66	70	272	\$83,490.00
T17 Paul Casey	68	67	66	71	272	\$83,490.00
T25 Henrik Norlander	71	68	70	64	273	\$47,226.67
T25 Si Woo Kim	69	70	67	67	273	\$47,226.67
T25 Keegan Bradley	67	72	67	67	273	\$47,226.67
T25 Charley Hoffman	69	68	69	67	273	\$47,226.67
T25 Tony Finau	69	68	69	67	273	\$47,226.67
T25 Blayne Barber	71	64	70	68	273	\$47,226.67
T25 Bubba Watson	67	70	68	68	273	\$47,226.66
T25 Scott Brown	68	70	67	68	273	\$47,226.66
T25 Jon Rahm	65	70	69	69	273	\$47,226.66
T34 Jason Kokrak	70	66	73	65	274	\$34,815.00
T34 Webb Simpson	70	67	69	68	274	\$34,815.00
T34 Aaron Baddeley	73	65	67	69	274	\$34,815.00
T34 Cameron Smith	69	67	67	71	274	\$34,815.00
T38 Lucas Lee	68	69	72	66	275	\$25,740.00
T38 Rod Pampling	69	68	72	66	275	\$25,740.00
T38 Seung-Yul Noh	69	70	68	68	275	\$25,740.00
T38 Derek Ernst	68	69	70	68	275	\$25,740.00
T38 Hudson Swafford	67	71	68	69	275	\$25,740.00
T38 Chris Stroud	70	69	66	70	275	\$25,740.00
T38 Vaughn Taylor	64	71	70	70	275	\$25,740.00
T38 Brian Stuard	70	65	69	71	275	\$25,740.00
T38 Gary Woodland	67	70	67	71	275	\$25,740.00
T47 Ernie Els	72	67	70	67	276	\$16,573.34
T47 Greg Chalmers	69	69	72	66	276	\$16,573.34
T47 Retief Goosen	69	69	69	69	276	\$16,573.34
T47 Chez Reavie	70	67	70	69	276	\$16,573.33
T47 Bryson DeChambeau	72	66	68	70	276	\$16,573.33
T47 Zach Johnson	67	71	68	70	276	\$16,573.33
T47 Stuart Appleby	68	68	69	71	276	\$16,573.33
T47 Cameron Percy	69	69	67	71	276	\$16,573.33
T47 Francesco Molinari	71	67	65	73	276	\$16,573.33
T56 Rory Sabbatini	67	72	73	65	277	\$14,718.00
T56 Miguel Angel Carballo	73	66	71	67	277	\$14,718.00
T56 John Senden	69	68	72	68	277	\$14,718.00
T56 Vijay Singh	67	68	71	71	277	\$14,718.00
T56 Bryce Molder	69	70	66	72	277	\$14,718.00
T56 Abraham Ancer	68	68	68	73	277	\$14,718.00
T62 Zac Blair	70	68	69	71	278	\$14,190.00
T62 Martin Laird	68	69	68	73	278	\$14,190.00
T64 Matt Jones	69	69	71	70	279	\$13,794.00
T64 Nick Taylor	68	71	68	72	279	\$13,794.00
T64 Soren Kjeldsen	68	69	69	73	279	\$13,794.00
T64 Padraig Harrington	70	69	65	75	279	\$13,794.00
68 Ricky Barnes	68	71	69	72	280	\$13,464.00
69 Scott Pinckney	68	67	74	72	281	\$13,332.00
T70 Hunter Mahan	68	71	76	67	282	\$13,068.00
T70 Sung Kang	70	67	75	70	282	\$13,068.00
T70 Bud Cauley	68	71	69	74	282	\$13,068.00
73 David Toms	67	71	70	75	283	\$12,804.00

2015 TRAVELERS CHAMPIONSHIP

June 22 - 28, 2015

\$6,400,000 Purse

Champion: Bubba Watson | Sudden Death Playoff

LEADERS:

First Round: 62 (-8) Bubba Watson, 64 (-6) Seung-Yul Noh, Keegan Bradley, Brian Stuard, Harris English, Jason Gore

Second Round: 129 (-11) Bubba Watson, 131 (-9) Brian Harman, Brian Stuard, Carl Pettersson

Third Round: 196 (-14) Brian Harman, 197 (-13) Graham DeLaet, Bubba Watson, 199 (-11) Brandt Snedeker, Paul Casey, Zach Johnson

Cut: 71 players at two-under-par from a field of 156.



Player	1R	2R	3R	4R	Total	Money
1 Bubba Watson	62	67	68	67	264	\$1,152,000.00
2 Paul Casey	67	68	64	65	264	\$691,200.00
3 Brian Harman	66	65	65	69	265	\$435,200.00
4 Graham DeLaet	67	66	64	69	266	\$307,200.00
5 Carl Pettersson	65	66	70	66	267	\$256,000.00
6 Zach Johnson	65	70	64	69	268	\$230,400.00
T7 Luke Donald	68	68	67	66	269	\$199,466.67
T7 Bo Van Pelt	70	68	65	66	269	\$199,466.67
T7 Mark Wilson	66	68	67	68	269	\$199,466.66
T10 Ken Duke	69	68	67	66	270	\$147,200.00
T10 Jason Gore	64	68	69	69	270	\$147,200.00
T10 Jon Curran	67	67	67	69	270	\$147,200.00
T10 Chris Stroud	65	67	68	70	270	\$147,200.00
T10 Brandt Snedeker	68	68	63	71	270	\$147,200.00
T15 Martin Laird	70	67	67	67	271	\$102,400.00
T15 Brendon Todd	67	70	67	67	271	\$102,400.00
T15 Nicholas Thompson	66	67	70	68	271	\$102,400.00
T15 Mark Anderson	67	71	65	68	271	\$102,400.00
T15 Steven Bowditch	68	68	69	66	271	\$102,400.00
T20 Seung-Yul Noh	64	69	71	68	272	\$71,936.00
T20 Gary Woodland	66	69	68	69	272	\$71,936.00
T20 Kyle Stanley	67	68	68	69	272	\$71,936.00
T20 David Toms	69	67	66	70	272	\$71,936.00
T20 Brice Garnett	66	69	66	71	272	\$71,936.00
T25 Scott Pinckney	67	71	67	68	273	\$41,234.29
T25 Tony Finau	68	69	66	70	273	\$41,234.29
T25 Danny Lee	66	67	69	71	273	\$41,234.29
T25 Brian Stuard	64	67	71	71	273	\$41,234.29
T25 Harris English	64	71	67	71	273	\$41,234.29
T25 Francesco Molinari	67	66	69	71	273	\$41,234.29
T25 Brendon Steele	67	71	68	67	273	\$41,234.29
T25 William McGirt	67	69	66	71	273	\$41,234.29
T25 Billy Horschel	67	69	66	71	273	\$41,234.28
T25 Cheng Tsung Pan	67	68	71	67	273	\$41,234.28
T25 Chez Reavie	70	65	71	67	273	\$41,234.28
T25 Scott Langley	65	68	73	67	273	\$41,234.28
T25 Chad Campbell	68	70	69	66	273	\$41,234.28
T25 Sergio Garcia	67	68	66	72	273	\$41,234.28
T39 Keegan Bradley	64	69	71	70	274	\$23,680.00
T39 Nick Watney	69	64	70	71	274	\$23,680.00
T39 Morgan Hoffmann	67	71	67	69	274	\$23,680.00
T39 Marc Leishman	70	67	68	69	274	\$23,680.00
T39 Cameron Smith	73	65	68	68	274	\$23,680.00
T39 Chad Collins	70	67	69	68	274	\$23,680.00
T39 Colt Knost	67	70	69	68	274	\$23,680.00
T39 Robert Garrigus	65	72	70	67	274	\$23,680.00
T39 Patrick Rodgers	68	70	63	73	274	\$23,680.00
T48 Jason Kokrak	69	66	69	71	275	\$16,085.34
T48 Spencer Levin	68	68	67	72	275	\$16,085.34
T48 John Peterson	70	66	69	70	275	\$16,085.33
T48 Jim Renner	67	68	70	70	275	\$16,085.33
T48 Aaron Baddeley	68	66	68	73	275	\$16,085.33
T48 Jeff Overton	69	69	71	66	275	\$16,085.33
T54 Alexandre Rocha	66	70	69	71	276	\$14,528.00
T54 Byron Smith	69	67	69	71	276	\$14,528.00
T54 Scott Brown	65	67	73	71	276	\$14,528.00
T54 Cameron Percy	69	69	68	70	276	\$14,528.00
T54 Derek Ernst	68	67	67	74	276	\$14,528.00
T54 Jhonattan Vegas	66	69	67	74	276	\$14,528.00
T60 Steven Alker	70	68	68	71	277	\$13,888.00
T60 Tyrone Van Aswegen	68	69	69	71	277	\$13,888.00
T60 Jonathan Randolph	67	69	71	70	277	\$13,888.00
T60 J.J. Henry	68	67	72	70	277	\$13,888.00
T64 Jon Rahm (a)	68	69	69	72	278	\$13,440.00
T64 Bryce Molder	66	71	70	71	278	\$13,440.00
T64 David Lingmerth	68	68	72	70	278	\$13,440.00
T64 Tom Hoge	68	70	73	67	278	\$13,440.00
T68 Will MacKenzie	65	69	72	74	280	\$13,056.00
T68 Jim Herman	67	71	70	72	280	\$13,056.00
T68 Tom Gillis	65	71	74	70	280	\$13,056.00
T71 Mark Hubbard	68	68	70	75	281	\$12,736.00
T71 Eric Axley	68	70	70	73	281	\$12,736.00

2014 TRAVELERS CHAMPIONSHIP

June 16-22, 2014

\$6,200,000 Purse

Champion: Kevin Streelman

LEADERS:

First Round: 62 (-8) Brendan Steele, 63 (-7) Bud Cauley, Ryan Moore

Second Round: 129 (-11) Scott Langley, 130 (-10) K.J. Choi, Harris English, Michael Putnam

Third Round: 197 (-13) Ryan Moore, 198 (-12) Aaron Baddeley, 199 (-11) Scott Langley, K.J. Choi, Sergio Garcia, Michael Putnam

Cut: 72 players at one over par from a field of 156.




Player	1R	2R	3R	4R	Total	Money
1 Kevin Streelman	69	68	64	64	265	\$1,116,000.00
T2 Sergio Garcia	65	69	65	67	266	\$545,600.00
T2 K.J. Choi	65	65	69	67	266	\$545,600.00
4 Aaron Baddeley	67	66	65	69	267	\$297,600.00
T5 Brendan Steele	62	69	71	66	268	\$235,600.00
T5 Ryan Moore	63	68	66	71	268	\$235,600.00
T7 Harris English	66	64	72	67	269	\$186,775.00
T7 Jeff Maggert	64	70	68	67	269	\$186,775.00
T7 Chad Campbell	64	70	67	68	269	\$186,775.00
T7 Carl Pettersson	68	67	66	68	269	\$186,775.00
T11 Brandt Snedeker	65	69	72	64	270	\$123,114.29
T11 Marc Leishman	70	68	65	67	270	\$123,114.29
T11 Angel Cabrera	68					

TOURNAMENT RESULTS

2012 TRAVELERS CHAMPIONSHIP

June 18-24, 2012
\$6,000,000 Purse
Champion: Marc Leishman



LEADERS:
First Round: David Mathis shot an opening round 64 (-6), one stroke ahead of three players.
Second Round: Fredrik Jacobson shot a 66 (-4) to take a one shot lead.
Third Round: Brian Davis fired a third round 64 (-6), and Roland Thatcher shot a 65 (-5) to tie atop the leaderboard entering the final round.
Cut: 88 players at even-par 140 from a field of 156. A second cut was made following the third round to 70 players at 1-under-par 209.

Player	1R	2R	3R	4R	Total	Money
1 Marc Leishman	68	66	70	62	266	\$1,080,000
T2 Bubba Watson	66	71	65	65	267	\$528,000
T2 Charley Hoffman	67	67	67	66	267	\$528,000
T4 Tim Clark	66	69	66	67	268	\$236,250
T4 John Rollins	68	67	65	68	268	\$236,250
T4 Roland Thatcher	66	67	65	70	268	\$236,250
T4 Brian Davis	67	67	64	70	268	\$236,250
T8 Brendon de Jonge	72	65	66	66	269	\$174,000
T8 Fredrik Jacobson	65	66	70	68	269	\$174,000
T8 Matt Kuchar	67	68	66	68	269	\$174,000
T11 Hunter Mahan	70	69	70	61	270	\$132,000
T11 Vaughn Taylor	70	70	65	65	270	\$132,000
T11 Chez Reavie	66	71	65	68	270	\$132,000
T11 Padraig Harrington	69	67	65	69	270	\$132,000
T15 Cameron Tringale	69	70	68	64	271	\$102,000
T15 Heath Slocum	70	66	69	66	271	\$102,000
T15 Will Claxton	65	67	69	70	271	\$102,000
T18 Gary Christian	66	68	72	66	272	\$75,600
T18 Rory Sabbatini	71	66	68	67	272	\$75,600
T18 Tommy Gainey	66	68	70	68	272	\$75,600
T18 Seung-yul Noh	68	68	68	68	272	\$75,600
T18 Stuart Appleby	68	65	67	72	272	\$75,600
T18 James Driscoll	68	66	66	72	272	\$75,600
T24 Charlie Wi	70	65	70	68	273	\$49,800
T24 Billy Horschel	71	67	67	68	273	\$49,800
T24 Nathan Green	65	69	70	69	273	\$49,800
T24 Brian Harman	70	65	69	69	273	\$49,800
T24 Bo Van Pelt	70	67	67	69	273	\$49,800
T29 Charlie Beljan	73	67	68	66	274	\$36,525
T29 Keegan Bradley	68	68	70	68	274	\$36,525
T29 Garth Mulroy	68	69	69	68	274	\$36,525
T29 Billy Mayfair	68	66	71	69	274	\$36,525
T29 Blake Adams	69	64	70	71	274	\$36,525
T29 Webb Simpson	66	69	68	71	274	\$36,525
T29 Camilo Villegas	68	64	70	72	274	\$36,525
T29 Robert Karlsson	68	68	66	72	274	\$36,525
T37 Chris Stroud	71	68	69	67	275	\$24,000
T37 J.B. Holmes	70	62	75	68	275	\$24,000
T37 Vijay Singh	71	69	67	68	275	\$24,000
T37 Tim Herron	72	68	67	68	275	\$24,000
T37 Derek Lamely	68	71	68	68	275	\$24,000
T37 Jerry Kelly	66	72	68	69	275	\$24,000
T37 Chris Couch	72	67	66	70	275	\$24,000
T37 Greg Chalmers	67	69	69	70	275	\$24,000
T37 Aaron Baddeley	67	68	69	71	275	\$24,000
T37 Brandt Jobe	67	72	64	72	275	\$24,000
T47 Ken Duke	67	69	73	67	276	\$14,585
T47 Johnson Wagner	69	70	69	68	276	\$14,585
T47 Billy Hurler III	69	67	72	68	276	\$14,585
T47 Ryan Moore	72	67	69	68	276	\$14,585
T47 Louis Oosthuizen	69	69	70	68	276	\$14,585
T47 Roberto Castro	67	70	71	68	276	\$14,585
T47 Chris DiMarco	67	70	71	68	276	\$14,585
T47 Patrick Reed	73	66	68	69	276	\$14,585
T47 Jeff Maggert	69	66	72	69	276	\$14,585
T47 Lucas Glover	70	66	71	69	276	\$14,585
T47 J.J. Henry	73	67	65	71	276	\$14,585
T47 Rocco Mediate	66	70	69	71	276	\$14,585
T47 Kevin Streelman	68	69	67	72	276	\$14,585
T60 Gavin Coles	73	65	70	69	277	\$13,140
T60 Kyle Stanley	70	67	70	70	277	\$13,140
T62 Richard Lee	72	67	69	70	278	\$12,900
T62 Ian Poulter	68	71	68	71	278	\$12,900
T64 Harris English	69	71	67	72	279	\$12,600
T64 Zach Johnson	72	65	70	72	279	\$12,600
T64 Bryce Molder	71	67	67	74	279	\$12,600
T67 Sean O'Hair	70	68	69	73	280	\$12,360
T68 Graham Delaet	68	68	70	75	281	\$12,240
T69 Arjun Atwal	71	68	70	74	283	\$12,060
T69 Jamie Lovemark	70	70	68	75	283	\$12,060

2011 TRAVELERS CHAMPIONSHIP

June 20-26, 2011
\$6,000,000 Purse
Champion: Fredrik Jacobson



LEADERS:
First Round: Jim Renner shot an opening round of 63 (-7), one stroke ahead of Ryan Moore and Andres Romero.
Second Round: Amateur, Patrick Cantlay shoots a course record 60 (-10) to take a one shot lead over Jonathan Wagner.
Third Round: Fredrik Jacobson shoots a third round 63 (-7) and leads Bryce Molder by one.
Cut: 74 players at 4-under-par from a field of 156.

Player	1R	2R	3R	4R	Total	Money
1 Fredrik Jacobson	65	66	63	66	260	\$1,080,000.00
T2 John Rollins	65	68	65	63	261	\$528,000.00
T2 Ryan Moore	64	70	64	63	261	\$528,000.00
4 Michael Thompson	69	64	64	67	264	\$288,000.00
5 James Driscoll	64	71	69	64	268	\$240,400.00
T6 Kevin Streelman	66	70	63	66	265	\$201,000.00
T6 Andres Romero	64	67	67	67	265	\$201,000.00
T6 Bryce Molder	65	66	64	70	265	\$201,000.00
T9 John Merrick	67	66	66	67	266	\$156,000.00
T9 Brian Davis	65	67	68	66	266	\$156,000.00
T9 Blake Adams	66	66	66	68	266	\$156,000.00
T9 Tom Gillis	66	69	66	65	266	\$156,000.00
T13 Brendan Steele	68	64	67	68	267	\$112,500.00
T13 Bo Van Pelt	66	65	69	67	267	\$112,500.00
T13 Nick Watney	65	65	68	69	267	\$112,500.00
T13 Webb Simpson	66	65	67	69	267	\$112,500.00
T17 David Mathis	67	65	68	68	268	\$78,514.29
T17 Heath Slocum	70	63	68	67	268	\$78,514.29
T17 Chris Stroud	66	69	67	66	268	\$78,514.29
T17 David Toms	69	66	69	64	268	\$78,514.29
T17 Tommy Gainey	66	69	65	68	268	\$78,514.29
T17 D.J. Trahan	69	62	68	69	268	\$78,514.29
T17 Johnson Wagner	65	63	71	69	268	\$78,514.29
T24 Patrick Cantlay (a)	67	60	72	70	269	\$46,425.00
T24 Aaron Baddeley	67	67	66	69	269	\$46,425.00
T24 Bud Cauley	68	67	69	65	269	\$46,425.00
T24 Steve Flesch	68	68	70	63	269	\$46,425.00
T24 J.J. Henry	68	67	65	69	269	\$46,425.00
T24 Zach Johnson	65	68	70	66	269	\$46,425.00
T24 Carl Pettersson	68	68	65	68	269	\$46,425.00
T24 Ian Poulter	68	68	66	67	269	\$46,425.00
T24 Brandt Snedeker	70	63	67	69	269	\$46,425.00
T33 Chris DiMarco	66	66	70	68	270	\$33,960.00
T33 Martin Laird	68	67	66	69	270	\$33,960.00
T33 Alexandre Rocha	65	66	69	70	270	\$33,960.00
T33 Vaughn Taylor	65	66	69	70	270	\$33,960.00
T33 Jhonattan Vegas	69	67	68	66	270	\$33,960.00
T38 David Hearn	66	67	70	68	271	\$27,000.00
T38 Jerry Kelly	69	66	67	69	271	\$27,000.00
T38 Spencer Levin	67	68	66	70	271	\$27,000.00
T38 Tim Petrovic	66	69	68	68	271	\$27,000.00
T38 Bubba Watson	66	69	69	67	271	\$27,000.00
T43 Ricky Barnes	68	65	68	71	272	\$18,840.00
T43 Shane Bertsch	67	63	75	67	272	\$18,840.00
T43 D.J. Brigrman	68	67	68	69	272	\$18,840.00
T43 Charley Hoffman	67	67	68	70	272	\$18,840.00
T43 Morgan Hoffmann	68	67	68	69	272	\$18,840.00
T43 Colt Knost	67	68	65	72	272	\$18,840.00
T43 Hunter Mahan	71	63	66	72	272	\$18,840.00
T43 Tag Ridings	65	68	69	70	272	\$18,840.00
T43 Vijay Singh	67	68	69	68	272	\$18,840.00
T52 Joseph Bramlett	68	67	69	69	273	\$14,310.00
T52 Joe Durant	67	68	68	70	273	\$14,310.00
T52 Aron Price	69	66	68	70	273	\$14,310.00
T52 Scott Verplank	67	69	69	68	273	\$14,310.00
T56 Chris Couch	65	69	68	72	274	\$13,680.00
T56 Brandt Jobe	65	69	67	73	274	\$13,680.00
T56 Paul Stankowski	67	68	66	73	274	\$13,680.00
T59 Ben Crane	66	70	69	70	275	\$13,260.00
T59 J.B. Holmes	68	67	71	69	275	\$13,260.00
T59 Carl Paulson	69	66	71	69	275	\$13,260.00
T59 Fran Quinn	71	63	69	72	275	\$13,260.00
T63 Keegan Bradley	71	65	68	72	276	\$12,780.00
T63 Michael Bradley	65	69	72	70	276	\$12,780.00
T63 Padraig Harrington	69	67	71	69	276	\$12,780.00
T63 Sean O'Hair	66	67	68	75	276	\$12,780.00
T67 Briny Baird	70	66	68	73	277	\$12,240.00
T67 Lee Janzen	66	67	75	69	277	\$12,240.00
T67 Michael Putnam	65	70	69	73	277	\$12,240.00
T67 Nate Smith	71	65	70	71	277	\$12,240.00
T67 Dean Wilson	68	68	70	71	277	\$12,240.00
T72 John Daly	69	67	71	74	281	\$11,880.00
T73 Zack Miller	70	66	76	72	284	\$11,760.00
T74 Daniel Summerhays	69	67	75	74	285	\$11,640.00

2010 TRAVELERS CHAMPIONSHIP

June 21-27, 2010
\$6,000,000 Purse
Champion: Bubba Watson I Sudden Death Playoff



LEADERS:
First Round: Justin Rose, Padraig Harrington, Charlie Wi and Mathew Goggin all fire 64 (-6).
Second Round: Justin Rose holds onto lead at 126 (-14), four strokes ahead of Kevin Sutherland.
Third Round: Justin Rose maintains the lead at 194 (-16), three strokes clear of Ben Curtis.
Cut: 78 players at 2-under-par from a field of 156.

Player	1R	2R	3R	4R	Total	Money
1 Watson, Bubba	65	68	67	66	266	\$1,080,000.00
T2 Verplank, Scott	67	69	66	64	266	\$528,000.00
T2 Pavin, Corey	65	66	69	66	266	\$528,000.00
4 Riley, Chris	68	65	69	65	267	\$288,000.00
T5 Harrington, Padraig	64	71	69	64	268	\$210,750.00
T5 Campbell, Chad	67	70	65	66	268	\$210,750.00
T5 Goosen, Retief	68	69	64	67	268	\$210,750.00
T5 Barnes, Ricky	69	67	64	68	268	\$210,750.00
T9 Blanks, Kris	68	67	67	67	269	\$156,000.00
T9 de Jonge, Brendon	70	63	67	69	269	\$156,000.00
T9 Taylor, Vaughn	67	65	67	70	269	\$156,000.00
T9 Rose, Justin	64	62	68	75	269	\$156,000.00
T13 Singh, Vijay	65	66	73	66	270	\$99,750.00
T13 Moore, Ryan	68	67	69	66	270	\$99,750.00
T13 Fowler, Rickie	71	65	68	66	270	\$99,750.00
T13 Thompson, Nicholas	68	70	66	66	270	\$99,750.00
T13 Sutherland, Kevin	65	65	71	69	270	\$99,750.00
T13 Jones, Matt	65	67	68	70	270	\$99,750.00
T13 McCarron, Scott	68	66	66	70	270	\$99,750.00
T13 Curtis, Ben	65	68	64	73	270	\$99,750.00
T21 Kresge, Cliff	70	64	71	66	271	\$60,000.00
T21 Wi, Charlie	64	67	71	69	271	\$60,000.00
T21 Bohn, Jason	66	69	67	69	271	\$60,000.00
T21 Sim, Michael	68	67	67	69	271	\$60,000.00
T21 Petrovic, Tim	67	69	66	69	271	\$60,000.00
T21 Lunde, Bill	68	63	69	71	271	\$60,000.00
T27 Hoffman, Charley	70	67	71	64	272	

TOURNAMENT RESULTS

2008 TRAVELERS CHAMPIONSHIP

June 16-22, 2008
\$6,000,000 Purse
Champion: Stewart Cink




LEADERS:
First Round: Brad Adamonis, Brian Davis, Steve Lowery, Johnson Wagner
Second Round: Stewart Cink took the lead at 10-under, one ahead of Adamonis, Ken Duke, Lucas Glover, Hunter Mahan, Kevin Sutherland and Michael Thompson.
Third Round: Cink held the lead at 15-under, two strokes ahead of Heath Slocum.
Cut: 72 players at 3-under-par 137 from a field of 156.

Player	1R	2R	3R	4R	Total	Money
1 Cink, Stewart	66	64	65	67	262	\$1,080,000.00
T2 Mahan, Hunter	68	63	67	65	263	528,000.00
T2 Armour III, Tommy	69	64	65	65	263	528,000.00
4 Slocum, Heath	67	66	64	67	264	288,000.00
5 Singh, Vijay	66	68	64	68	266	240,000.00
T6 Allen, Michael	69	66	68	64	267	194,250.00
T6 Watson, Bubba	66	68	67	66	267	194,250.00
T6 Adamonis, Brad	64	68	68	67	267	194,250.00
T6 Perry, Kenny	66	67	65	69	267	194,250.00
T10 Pavin, Corey	68	66	70	64	268	150,000.00
T10 Letzig, Michael	68	68	63	69	268	150,000.00
T10 Streelman, Kevin	73	63	62	70	268	150,000.00
T13 Curtis, Ben	68	66	69	66	269	106,000.00
T13 Davis, Brian	64	70	69	66	269	106,000.00
T13 Ridings, Tag	66	70	66	67	269	106,000.00
T13 Pernice Jr., Tom	65	68	68	68	269	106,000.00
T13 Huston, John	65	69	67	68	269	106,000.00
T13 DiMarco, Chris	66	69	64	70	269	106,000.00
T19 Rose, Justin	65	72	66	67	270	65,250.00
T19 Baird, Briny	67	70	66	67	270	65,250.00
T19 Herron, Tim	66	69	67	68	270	65,250.00
T19 Glover, Lucas	65	66	71	68	270	65,250.00
T19 Haas, Bill	68	67	69	66	270	65,250.00
T19 O'Hern, Nick	68	69	65	68	270	65,250.00
T19 Mills, Jon	70	64	65	71	270	65,250.00
T19 Trahan, D.J.	67	70	62	71	270	65,250.00
T27 Sutherland, Kevin	67	65	72	67	271	40,800.00
T27 Duke, Ken	65	66	70	70	271	40,800.00
T27 McCarron, Scott	68	69	68	66	271	40,800.00
T27 Day, Jason	67	67	66	71	271	40,800.00
T27 Elkington, Steve	70	64	66	71	271	40,800.00
T27 Toms, David	67	69	64	71	271	40,800.00
T27 Campbell, Chad	67	70	62	72	271	40,800.00
T34 Johnson, Dustin	66	70	67	69	272	32,400.00
T34 Thompson, Nicholas	67	69	68	68	272	32,400.00
T34 Estes, Bob	69	68	64	71	272	32,400.00
T37 Simpson, Webb	67	70	67	69	273	25,800.00
T37 Kraft, Greg	69	67	66	71	273	25,800.00
T37 Ogilvie, Joe	70	67	68	68	273	25,800.00
T37 Kanada, Craig	67	68	70	68	273	25,800.00
T37 Petterson, Carl	70	65	70	68	273	25,800.00
T37 Lonard, Peter	66	70	70	67	273	25,800.00
T37 Funk, Fred	66	68	65	74	273	25,800.00
44 Mize, Larry	67	70	67	70	274	21,000.00
T45 Sowards, Bob	67	70	66	72	275	16,817.15
T45 Wagner, Johnson	64	71	67	73	275	16,817.15
T45 Gore, Jason	71	66	69	69	275	16,817.15
T45 Lowery, Steve	64	73	69	69	275	16,817.15
T45 Pappas, Brenden	69	65	65	76	275	16,817.15
T45 Appleby, Stuart	68	66	72	69	275	16,817.15
T45 Jones, Kent	66	70	73	66	275	16,817.15
T52 Alfred, Jason	68	67	68	73	276	13,851.43
T52 Kuchar, Matt	67	70	66	73	276	13,851.43
T52 Rollins, John	70	64	68	74	276	13,851.43
T52 Na, Kevin	69	66	69	72	276	13,851.43
T52 Browne, Olin	68	69	69	70	276	13,851.43
T52 Buckle, Andrew	68	68	72	68	276	13,851.43
T52 Mallinger, John	67	67	74	68	276	13,851.43
T59 Henry, J.J.	66	70	68	73	277	13,320.00
T59 Thompson, Michael H. (a)	65	67	72	73	277	13,320.00
61 Rumpf, Brett	68	66	72	72	278	12,900.00
T62 Begay III, Notah	66	71	70	72	279	12,900.00
T62 Mayfair, Billy	66	70	71	72	279	12,900.00
T62 Frazar, Harrison	69	68	71	71	279	12,900.00
T62 Marino, Steve	67	70	72	70	279	12,900.00
T66 Andrade, Billy	69	68	69	74	280	12,480.00
T66 Wi, Charlie	68	68	72	72	280	12,480.00
T66 Hart, Dudley	68	68	72	72	280	12,480.00
69 Taylor, Vaughn	67	68	78	69	282	12,240.00
70 Stroud, Chris	67	69	75	72	283	12,120.00
T71 Karmis, Peter	65	70	72	77	284	11,940.00
T71 McGovern, Jim	67	69	75	73	284	11,940.00

2007 TRAVELERS CHAMPIONSHIP

June 20-24, 2007
\$6,000,000 Purse
Champion: Hunter Mahan | Sudden Death Playoff



LEADERS:
First Round: Hunter Mahan, Chris DiMarco, Michael Sim, Kenny Perry, Carl Petterson, Bob Heintz, Brad Faxon
Second Round: Williamson and David Toms moved to 8-under 132, one ahead of Mahan and two up on Olin Browne, Charles Warren, and DiMarco.
Third Round: Williamson held the lead at -11, one shot ahead of Mahan, and two strokes better than Toms. Fred Funk followed at three shots behind.
Cut: 79 players at 1-over par 141 from a field of 156.

Player	1R	2R	3R	4R	Total	Money
1 Mahan, Hunter	62	71	67	65	265	\$1,080,000.00
2 Williamson, Jay	66	66	67	66	265	648,000.00
3 O'Hern, Nick	67	70	66	66	269	408,000.00
4 Singh, Vijay	68	71	66	65	270	288,000.00
5 Funk, Fred	70	65	67	69	271	240,000.00
T6 Van Pelt, Bo	73	68	67	64	272	201,000.00
T6 Lehman, Tom	67	68	70	67	272	201,000.00
T6 Toms, David	67	65	69	71	272	201,000.00
T9 Staten, B.J.	67	71	69	66	273	156,000.00
T9 Na, Kevin	70	67	69	67	273	156,000.00
T9 Rose, Justin	69	68	68	68	273	156,000.00
T9 Mayfair, Billy	67	72	66	68	273	156,000.00
T13 Henry, J.J.	68	73	69	64	274	120,000.00
T13 Marino, Steve	68	67	71	68	274	120,000.00
T15 Petterson, Carl	65	72	72	66	275	90,000.00
T15 Maruyama, Shigeki	67	69	73	66	275	90,000.00
T15 Campbell, Chad	69	70	70	66	275	90,000.00
T15 Allan, Steve	66	75	67	67	275	90,000.00
T15 Goggin, Mathew	69	71	67	68	275	90,000.00
T15 Perry, Kenny	65	71	70	69	275	90,000.00
T15 Kelly, Jerry	69	68	68	70	275	90,000.00
T22 Ogilvie, Joe	71	68	69	68	276	54,085.72
T22 Andrade, Billy	66	71	71	68	276	54,085.72
T22 Warren, Charles	67	67	73	69	276	54,085.72
T22 Browne, Olin	67	67	72	70	276	54,085.72
T22 Axley, Eric	67	70	69	70	276	54,085.72
T22 Slocum, Heath	68	68	70	70	276	54,085.72
T22 Pernice Jr., Tom	68	70	68	70	276	54,085.72
T29 Atwal, Arjun	68	71	74	64	277	39,900.00
T29 Sutherland, Kevin	68	71	73	65	277	39,900.00
T29 Lonard, Peter	68	69	73	67	277	39,900.00
T29 Hass, Bill	72	68	68	69	277	39,900.00
T33 Faxon, Brad	65	74	70	69	278	33,900.00
T33 Petrovic, Tim	71	68	68	71	278	33,900.00
T33 Moore, Ryan	66	71	69	72	278	33,900.00
T36 Sim, Michael	65	70	78	66	279	27,042.86
T36 Pavin, Corey	70	66	77	66	279	27,042.86
T36 Bowden, Craig	71	69	71	68	279	27,042.86
T36 Tway, Bob	71	70	69	69	279	27,042.86
T36 Pampling, Rod	66	71	72	70	279	27,042.86
T36 Sindelar, Joey	66	70	72	71	279	27,042.86
T36 Perez, Pat	69	68	66	76	279	27,042.86
T43 Davis, Brian	71	69	74	66	280	21,000.00
T43 LaBelle II, Doug	68	73	71	68	280	21,000.00
T43 Austin, Woody	66	73	71	70	280	21,000.00
T46 Wheatcroft, Steve	68	71	74	68	281	15,810.00
T46 Buckle, Andrew	71	70	72	68	281	15,810.00
T46 Holmes, J.B.	72	69	71	69	281	15,810.00
T46 Allen, Michael	66	69	76	70	281	15,810.00
T46 Geiberger, Brent	73	68	70	70	281	15,810.00
T46 Gore, Jason	68	70	72	71	281	15,810.00
T46 Kresge, Cliff	71	70	69	71	281	15,810.00
T46 DiMarco, Chris	64	70	74	73	281	15,810.00
T54 Herron, Tim	71	70	74	67	282	13,560.00
T54 Stadler, Kevin	68	70	75	69	282	13,560.00
T54 Curtis, Ben	69	71	73	69	282	13,560.00
T54 Harrington, Padraig	71	68	74	69	282	13,560.00
T54 Overton, Jeff	69	71	72	70	282	13,560.00
T54 Calcavecchia, Mark	71	70	71	70	282	13,560.00
T54 Armour, Ryan	67	74	68	73	282	13,560.00
T61 Licklitter II, Frank	69	71	75	68	283	12,900.00
T61 Maruyama, Daisuke	68	72	75	68	283	12,900.00
T61 Beckman, Cameron	75	65	74	69	283	12,900.00
T61 Heintz, Bob	65	72	76	70	283	12,900.00
T65 Parnevik, Jesper	72	69	78	65	284	12,540.00
T65 Branshaw, David	70	71	69	74	284	12,540.00
T67 Wetterich, Brett	70	70	80	65	285	12,180.00
T67 Gamez, Robert	70	69	73	73	285	12,180.00
T67 Flesch, Steve	71	69	72	73	285	12,180.00
T67 Dufner, Jason	71	70	70	74	285	12,180.00
71 Cejka, Alex	68	71	77	70	286	11,880.00
T72 Day, Glen	69	70	76	73	286	11,640.00
T72 MacKenzie, Will	67	74	75	72	288	11,640.00
T72 Mallinger, John	71	69	75	73	288	11,640.00
T75 Kanada, Craig	68	71	75	75	289	11,340.00
T75 Cink, Stewart	68	70	75	76	289	11,340.00
77 Isenhour, Tripp	72	68	73	77	290	11,160.00
78 Brooks, Mark	70	70	78	73	291	11,040.00
79 Gutschewski, Scott	72	69	77	78	296	10,920.00

2006 BUICK CHAMPIONSHIP

June 29-July 2, 2006
\$4,400,000 Purse
Champion: J.J. Henry



LEADERS:
First Round: Heath Slocum, Peter Lonard, Harrison Frazar and Scott Verplank were tied at 5-under 65, one ahead of Corey Pavin, Carl Petterson, Darron Stiles, Camilo Villegas, Todd Fischer and Ron Whittaker.
Second Round: Stiles moved to 8-under 132, one ahead of Lonard and two up on Fischer, Verplank, Stewart Cink and Notah Begay III.
Third Round: J.J. Henry sat at 11-under 199, two ahead of Frazar, Villegas and Ryan Moore trailed by three.
Cut: 73 players at even-par 140 from a field of 156.

Player	1R	2R	3R	4R	Total	Money
1 Henry, J.J.	68	68	63	67	266	\$792,000.00
T2 Mahan, Hunter	69	67	68	65	269	387,200.00
T2 Moore, Ryan	69	66	67	67	269	387,200.00
4 Green, Nathan	71	65	69	66	271	211,200.00
T5 Austin, Woody	67	70	68	68	273	154,550.00
T5 Maruyama, Shigeki	74	65	68	66	273	154,550.00
T5 Cink, Stewart	69	65	72	67	273	154,550.00
T5 Dickerson, Bubba	69	67	70	67	273	154,550.00
T9 Kendall, Skip	68	67	74	65	274	101,828.57
T9 Flesch, Steve	69	70	64	71	274	101,828.57
T9 Begay III, Notah	68	66	71	69	274	101,828.57
T9 McKenzie, David	69	69	67	69	274	101,828.57
T9 Lonard, Peter	65	68	70	71	274	101,828.57
T9 Ogilvie, Joe	72	63	69	70	274	101,828.57
T9 Watney, Nick	69</					

TOURNAMENT RESULTS

2004 BUICK CHAMPIONSHIP

August 26-29, 2004

\$4,200,000 Purse

Champion: Woody Austin | Sudden Death Playoff

LEADERS:

First Round: Corey Pavin fired a 62 to take a three-shot lead over Bob Burns and Matt Weibring.

Second Round: Fred Funk and Zach Johnson were tied at 8-under 132, one stroke ahead of Hank Kuehne and two ahead of Jose Coceres and Pavin.

Third Round: Funk shot a 1-under 69 and took a one-stroke advantage over Tom Byrum and Pavin. Hunter Mahan and Joey Sindelar were two back.

Cut: 80 players at 1-over-par 141 from a field of 156.



	Player	1R	2R	3R	4R	Total	Money
1	Woody Austin	68	70	66	66	270	\$756,000.00
2	Herron, Tim	70	69	65	66	270	453,600.00
T3	Funk, Fred	66	66	69	70	271	218,400.00
T3	Johnson, Zach	67	65	73	66	271	218,400.00
T3	Pernice, Jr, Tom	70	66	68	67	271	218,400.00
T6	Bohn, Jason	71	67	69	65	271	140,700.00
T6	Gogel, Matt	67	69	69	67	272	140,700.00
T6	Pavin, Corey	62	72	68	70	272	140,700.00
T9	Byrum, Tom	69	66	67	71	273	109,200.00
T9	Fischer, Todd	71	69	69	67	273	109,200.00
T9	Sluman, Jeff	72	69	70	62	273	109,200.00
T9	Sutherland, Kevin	70	70	67	66	273	109,200.00
T13	Atwal, Arjun	68	72	70	64	274	69,825.00
T13	Damron, Robert	71	68	68	67	274	69,825.00
T13	Faxon, Brad	69	68	70	67	274	69,825.00
T13	Kelly, Jerry	66	71	70	67	274	69,825.00
T13	Kuehne, Hank	68	65	71	70	274	69,825.00
T13	Tanaka, Hidemichi	68	65	71	70	274	69,825.00
T13	Triplett, Kirk	68	70	67	69	274	69,825.00
T13	Uresti, Omar	68	70	67	69	274	69,825.00
T21	Barlow, Craig	73	66	69	67	275	42,000.00
T21	Coceres, Jose	68	66	70	71	275	42,000.00
T21	Lickliter II, Frank	73	68	67	67	275	42,000.00
T21	Mahan, Hunter	71	67	65	72	275	42,000.00
T21	Roberts, Loren	67	72	69	67	275	42,000.00
T21	Van Pelt, Bo	69	68	68	70	275	42,000.00
T27	Browne, Olin	69	68	71	68	276	29,820.00
T27	Geiberger, Brent	71	67	68	70	276	29,820.00
T27	Peoples, David	66	70	73	67	276	29,820.00
T27	Wilkinson, Tim	67	71	74	64	276	29,820.00
T27	Willis, Garrett	72	66	71	67	276	29,820.00
T32	Beckman, Cameron	71	69	67	70	277	20,440.00
T32	Bowden, Craig	66	73	71	67	277	20,440.00
T32	Chopra, Daniel	71	68	65	73	277	20,440.00
T32	Durant, Joe	69	69	68	71	277	20,440.00
T32	Lewis, J. L.	71	70	67	69	277	20,440.00
T32	Na, Kevin	72	67	69	69	277	20,440.00
T32	Petrovic, Tim	68	70	74	65	277	20,440.00
T32	Purdy, Ted	73	66	68	70	277	20,440.00
T32	Senden, John	69	70	70	68	277	20,440.00
T32	Sindelar, Joey	68	67	68	74	277	20,440.00
T32	Slocum, Heath	70	71	68	67	277	20,440.00
T32	Williamson, Jay	68	71	67	71	277	20,440.00
T44	Andrade, Billy	72	67	71	68	278	13,053.00
T44	Byrd, Jonathan	72	67	70	69	278	13,053.00
T44	Dufner, Jason	66	70	70	72	278	13,053.00
T44	Kortan, Brian	70	71	69	68	278	13,053.00
T44	Mayfair, Billy	68	71	69	70	278	13,053.00
T49	Barber, Aaron	70	69	70	70	279	10,365.00
T49	Bates, Pat	70	70	71	68	279	10,365.00
T49	Duke, Ken	68	69	70	72	279	10,365.00
T49	Kendall, Skip	69	69	66	75	279	10,365.00
T49	Nallen, Chris	69	70	74	66	279	10,365.00
T54	Bryant, Bart	70	69	69	72	280	9,618.00
T54	Heinen, Mike	70	69	72	69	280	9,618.00
T54	Henry, J. J.	69	72	71	68	280	9,618.00
T54	Taylor, Vaughn	71	69	70	70	280	9,618.00
T58	Burns, Bob	65	70	70	76	281	9,324.00
T58	Haas, Bill	70	69	69	73	281	9,324.00
T58	Weibring, Matt	65	72	74	70	281	9,324.00
T61	Allen, Michael	69	72	74	70	282	8,946.00
T61	Baddeley, Aaron	68	70	71	73	282	8,946.00
T61	Palmer, Ryan	68	73	71	70	282	8,946.00
T61	Perez, Pat	69	69	70	74	282	8,946.00
T61	Perks, Craig	69	71	75	67	282	8,946.00
T61	Toledo, Esteban	69	66	74	73	282	8,946.00
T67	Cochran, Russ	68	73	71	71	283	8,526.00
T67	Gamez, Robert	69	66	70	78	283	8,526.00
T67	Miyase, Hirofumi	72	68	73	70	283	8,526.00
T67	Pate, Steve	71	70	69	73	283	8,526.00
T71	Rose, Justin	71	70	71	72	284	8,232.00
T71	Simpson, Scott	67	69	76	72	284	8,232.00
T71	Thatcher, Roland	70	69	75	70	284	8,232.00
T71	Harman, Brian (a)	73	67	71	73	284	8,232.00
T75	Ridings, Tag	67	71	77	70	285	8,022.00
T75	Sheehan, Patrick	70	71	73	71	285	8,022.00
T77	Pappas, Deane	68	73	73	72	286	7,854.00
T77	Pride, Dicky	71	70	78	67	286	7,854.00
T79	Hend, Scott	71	70	71	80	292	7,728.00

2003 GREATER HARTFORD OPEN

July 24-27, 2003

\$4,000,000 Purse

Champion: Peter Jacobsen

LEADERS:

First Round: Peter Jacobsen and Jay Haas shared the lead after rounds of 7-under-par 63. Dennis Paulson was one back while Craig Barlow was two behind.

Second Round: Jacobsen moved to 10-under-par to lead Haas by one stroke. Darron Stiles, Paul Goydos and Willie Wood were two back. Four players were three behind.

Third Round: Jacobsen at 11-under-par led Wood and Chris Riley by one stroke. Barlow and Kenny Perry were two behind.

Cut: 76 players at even-par 140 from a field of 156.



	Player	1R	2R	3R	4R	Total	Money
1	Jacobsen, Peter	63	67	69	67	266	\$720,000.00
2	Riley, Chris	72	65	63	68	268	432,000.00
3	Fischer, Todd	66	69	69	65	269	272,000.00
T4	Pate, Steve	67	68	68	67	270	165,333.00
T4	Perry, Kenny	66	68	67	69	270	165,333.00
T4	Barlow, Craig	65	68	68	69	270	165,333.00
T7	Durant, Joe	68	69	66	68	271	124,667.00
T7	Damron, Robert	69	64	69	69	271	124,667.00
T7	Baird, Briny	72	65	68	66	271	124,667.00
T10	Micheel, Shaun	71	68	68	65	272	108,000.00
T11	Delsing, Jay	69	68	68	68	273	79,429.00
T11	Glasson, Bill	70	68	69	66	273	79,429.00
T11	Sutherland, Kevin	68	68	68	69	273	79,429.00
T11	Heinen, Mike	67	67	70	69	273	79,429.00
T11	Hnatiuk, Glen	70	69	67	67	273	79,429.00
T11	Pampling, Rod	70	64	69	70	273	79,429.00
T11	Stiles, Darron	69	63	70	71	273	79,429.00
T18	Wood, Willie	66	66	68	74	274	56,000.00
T18	Slocum, Heath	69	66	68	71	274	56,000.00
T18	Choi, K.J.	66	72	65	71	274	56,000.00
T21	Brooks, Mark	67	68	70	70	275	41,600.00
T21	Sindelar, Joey	68	67	71	69	275	41,600.00
T21	Lickliter II, Frank	71	67	69	68	275	41,600.00
T21	Cink, Stewart	72	67	71	65	275	41,600.00
T21	Henry, J.J.	66	67	69	73	275	41,600.00
T26	Freeman, Robin	69	69	67	71	276	28,400.00
T26	Haas, Jay	63	68	75	70	276	28,400.00
T26	Lowery, Steve	69	68	70	69	276	28,400.00
T26	Utley, Stan	71	67	68	70	276	28,400.00
T26	Goggin, Mathew	67	71	67	71	276	28,400.00
T26	Sheehan, Patrick	71	67	68	70	276	28,400.00
T26	Byrd, Jonathan	67	71	69	69	276	28,400.00
T33	Williamson, Jay	72	66	65	74	277	22,600.00
T33	Begay III, Notah	73	66	69	69	277	22,600.00
T33	Gow, Paul	71	69	68	69	277	22,600.00
T36	Faxon, Brad	67	73	72	66	278	18,433.00
T36	Paulson, Dennis	64	70	72	72	278	18,433.00
T36	Petrovic, Tim	68	70	72	68	278	18,433.00
T36	Gillis, Tom	71	67	72	68	278	18,433.00
T36	Sposa, Mike	68	71	67	72	278	18,433.00
T36	Kaye, Jonathan	66	72	67	73	278	18,433.00
T42	Lancaster, Neal	67	72	73	67	279	14,000.00
T42	Bateman, Brian	67	71	71	70	279	14,000.00
T42	Johansson, Per-Ulrik	69	68	68	74	279	14,000.00
T42	Ellis, Danny	68	70	68	73	279	14,000.00
T42	Paulson, Carl	72	66	71	70	279	14,000.00
T47	Don Blake, Jay	72	68	69	71	280	10,576.00
T47	Pernice, Jr., Tom	70	65	71	74	280	10,576.00
T47	Goydos, Paul	67	65	74	74	280	10,576.00
T47	Grob, Mike	68	70	70	72	280	10,576.00
T47	Anderson, Chris	73	67	70	70	280	10,576.00
T52	Andrade, Billy	68	69	74	70	281	9,280.00
T52	Calcavecchia, Mark	70	69	71	71	281	9,280.00
T52	Henninger, Brian	69	64	70	78	281	9,280.00
T52	Gogel, Matt	67	71	74	69	281	9,280.00
T52	Gay, Brian	68	69	73	71	281	9,280.00
T52	Willis, Garrett	67	72	75	67	281	9,280.00
T58	Browne, Olin	69	70	74	69	282	8,800.00
T58	Gamez, Robert	70	69	70	73	282	8,800.00
T58	Mickelson, Phil	67	73	70	72	282	8,800.00
T58	Tanaka, Hidemichi	72	67	73	70	282	8,800.00
T58	Sadakata, Akio	68	69	68	77	282	8,800.00
T63	Edwards, Joel	69	70	71	73	283	8,400.00
T63	Pappas, Deane	69	70	75	69	283	8,400.00
T63	Scherrer, Tom	70	70	72	71	283	8,400.00
T63	Pappas, Brenden	71	68	72	72	283	8,400.00
T63	Kuehne, Hank	72	67	75	69	283	8,400.00
T68	Coles, Gavin	70	67	73	74	284	8,080.00
T68	Baddeley, Aaron	67	72	70	75	284	8,080.00
T68	Morgan, John E.	69	71	71	73	284	8,080.00
T71	Quigley, Brett	68	69	73	75	285	7,880.00
T71	Trahan, D.J.	73	67	74	71	285	7,880.00
T73	Standly, Mike	67	73	74	72	286	7,680.00
T73	Allan, Steve	71	68	72	75	286	7,680.00
T73	Caron, Jason	69	70	70	77	286	7,680.00
T76	Johnson, Richard S.	69	70	69	79	287	7,520.00

</

TOURNAMENT RESULTS

2000 CANON GREATER HARTFORD OPEN

June 29-July 2, 2000

\$2,800,000 Purse

Champion: Notah Begay III

LEADERS:

First Round: Robert Gamez, Kirk Triplett, Notah Begay and Dan Forsman shot 6-under-par 64 to take a one-stroke lead over nine golfers.

Second Round: Mark Calcavecchia, Begay and Edward Fryatt moved to 9-under-par 131. Dave Stockton, Jr., Hal Sutton and Jim Furyk were one stroke back, while Brad Faxon, Brent Geiberger, Ben Bates, Robert Allenby, P.H. Horgan and Paul Gow were two behind.

Third Round: A 64 by Calcavecchia moved him to 17-under-par 193, three strokes ahead of Begay. Triplett and Fryatt trailed by four strokes.

Cut: 83 players at 1-under-par 139 from a field of 156.



Player	1R	2R	3R	4R	Total	Money
1 Begay III, Notah	64	65	67	64	260	\$504,000.00
2 Calcavecchia, Mark	65	64	64	68	261	302,400.00
3 Triplett, Kirk	64	72	61	67	264	190,400.00
4 Furyk, Jim	66	66	67	67	266	134,400.00
T5 Barron, Doug	65	69	67	67	268	98,350.00
T5 DiMarco, Chris	69	66	67	66	268	98,350.00
T5 Flesch, Steve	67	67	67	67	268	98,350.00
T5 Fryatt, Edward	67	64	66	71	268	98,350.00
T9 Dunlap, Scott	68	68	66	67	269	75,600.00
T9 Huston, John	67	70	66	66	269	75,600.00
T9 Sutherland, Kevin	68	70	66	65	269	75,600.00
T12 Stockton, Jr., Dave	66	66	70	68	270	61,600.00
T12 Tway, Bob	68	70	64	68	270	61,600.00
T14 Allenby, Robert	69	64	69	69	271	49,000.00
T14 Cink, Stewart	68	69	66	68	271	49,000.00
T14 Gamez, Robert	64	70	70	67	271	49,000.00
T14 Hjertstedt, Gabriel	68	69	66	68	271	49,000.00
T18 Herron, Tim	67	69	67	69	272	34,080.00
T18 Blake, Jay Don	66	71	71	64	272	34,080.00
T18 Buha, Jason	69	67	68	68	272	34,080.00
T18 Durant, Joe	67	67	68	70	272	34,080.00
T18 Geiberger, Brent	67	66	69	70	272	34,080.00
T18 Kaye, Jonathan	72	66	66	68	272	34,080.00
T18 Riley, Chris	69	66	69	68	272	34,080.00
T25 Armour III, Tommy	66	69	68	70	273	20,290.00
T25 Forsman, Dan	64	71	71	67	273	20,290.00
T25 Horgan III, P.H.	67	66	69	71	273	20,290.00
T25 Ogilvie, Joe	67	69	70	67	273	20,290.00
T25 Sluman, Jeff	70	67	65	71	273	20,290.00
T25 Springer, Mike	69	69	70	65	273	20,290.00
T25 Weibring, D.A.	67	68	71	67	273	20,290.00
T32 Appleby, Stuart	67	68	68	71	274	13,627.00
T32 Browne, Olin	71	67	66	70	274	13,627.00
T32 Faxon, Brad	65	68	71	70	274	13,627.00
T32 Gow, Paul	69	70	67	68	274	13,627.00
T32 Goydos, Paul	66	67	68	73	274	13,627.00
T32 Gump, Scott	67	68	70	69	274	13,627.00
T32 Howell III, Charles	71	67	68	68	274	13,627.00
T32 Kendall, Skip	67	70	67	70	274	13,627.00
T32 Lowery, Steve	65	69	69	71	274	13,627.00
T32 Mattiace, Len	70	69	68	67	274	13,627.00
T32 Peoples, Steve	69	70	68	67	274	13,627.00
T32 Reid, Mike	66	73	69	66	274	13,627.00
T44 Cook, John	68	71	68	68	275	8,960.00
T44 Elkington, Steve	71	67	64	73	275	8,960.00
T44 Kraft, Greg	66	70	71	68	275	8,960.00
T44 Lewis, J.L.	65	72	69	69	275	8,960.00
T48 Brooks, Mark	65	70	68	73	276	7,123.00
T48 Burns, Bob	68	70	70	68	276	7,123.00
T48 Caron, Jason	65	69	70	72	276	7,123.00
T48 Henninger, Brian	68	70	67	71	276	7,123.00
T48 Nobile, Frank	69	68	69	70	276	7,123.00
T53 Friend, Bob	68	71	73	65	277	6,451.00
T53 Sindelar, Joey	69	70	69	69	277	6,451.00
T53 Sutton, Hal	67	65	72	73	277	6,451.00
T53 Van De Velde, J.	69	68	69	71	277	6,451.00
T53 Williamson, Jay	71	68	70	68	277	6,451.00
T58 Bryant, Bart	65	70	75	68	278	6,076.00
T58 Chalmers, Greg	67	70	72	69	278	6,076.00
T58 Edwards, Joel	71	67	70	70	278	6,076.00
T58 Funk, Fred	68	71	71	68	278	6,076.00
T58 Grady, Wayne	68	69	72	69	278	6,076.00
T58 Jordan, Pete	71	67	72	68	278	6,076.00
T58 Nicklaus, Gary	69	70	69	70	278	6,076.00
T58 Parry, Craig	69	69	69	71	278	6,076.00
T66 Henke, Nolan	67	72	68	72	279	5,656.00
T66 Briggs, Danny	68	71	71	69	279	5,656.00
T66 Fabel, Brad	67	70	71	71	279	5,656.00
T66 Lickliter, Frank	67	68	72	72	279	5,656.00
T66 May, Bob	70	69	75	65	279	5,656.00
T66 Waite, Grant	68	70	67	74	279	5,656.00
T73 Beckman, Cameron	70	69	70	71	280	5,376.00
T73 Cochran, Bobby	65	72	70	73	280	5,376.00
T73 Gotsche, Steve	67	72	69	72	280	5,376.00
T76 Choi, K.J.	69	70	71	71	281	5,208.00
T76 Quigley, Brett	71	68	72	70	281	5,208.00
T76 Uresti, Omar	69	70	70	72	281	5,208.00
T79 Bates, Ben	66	67	76	73	282	5,096.00
80 Dodds, Trevor	71	66	77	69	283	5,040.00
T81 Hughes, Bradley	67	69	76	72	285	4,956.00
T81 Levi, Wayne	68	71	75	70	285	4,956.00

1999 CANON GREATER HARTFORD OPEN

July 2-5, 1999

\$2,500,000 Purse

Champion: Brent Geiberger



LEADERS:

First Round: Mike Springer, Tom Scherrer, Kevin Sutherland and Skip Kendall each shot 7-under-par 63 to lead seven other players by one stroke.

Second Round: Brent Geiberger and Pete Jordan tied the tournament record for 36 holes with 11-under-par 129 totals. They led by one stroke over Mark O'Meara.

Third Round: Geiberger set the 54-hole tournament record with his 15-under-par 195 total. He led by three strokes over Ted Tryba, who stood at 12-under-par 198 after tying the course record with an 8-under-par 62.

Cut: 73 players at 1-under-par 139 from a field of 156.

Player	1R	2R	3R	4R	Total	Money
1 Geiberger, Brent	66	63	66	67	262	\$450,000.00
2 Kendall, Skip	63	68	68	66	265	270,000.00
T3 Calcavecchia, Mark	67	67	68	64	266	130,000.00
T3 Leonard, Justin	64	67	68	67	266	130,000.00
T3 Tryba, Ted	72	64	62	68	266	130,000.00
T6 Jordan, Pete	64	65	71	67	267	86,875.00
T6 Stockton, Jr., Dave	68	68	64	67	267	86,875.00
T8 Cink, Stewart	64	68	68	68	268	72,500.00
T8 Herron, Tim	66	73	67	62	268	72,500.00
T8 Springer, Mike	63	73	65	67	268	72,500.00
T11 Duval, David	68	66	72	63	269	57,500.00
T11 O'Meara, Mark	66	64	71	68	269	57,500.00
T11 Triplett, Kirk	65	66	69	69	269	57,500.00
T14 Begay III, Notah	69	68	69	64	270	45,000.00
T14 Delsing, Jay	64	68	67	71	270	45,000.00
T14 Love III, Davis	67	70	66	67	270	45,000.00
T17 Kite, Tom	67	69	65	70	271	37,500.00
T17 Lickliter, Frank	65	70	67	69	271	37,500.00
T17 Sutherland, Kevin	63	71	71	66	271	37,500.00
T20 Funk, Fred	67	68	69	68	272	27,083.00
T20 Pernice, Jr., Tom	68	68	69	67	272	27,083.00
T20 Azinger, Paul	72	67	65	68	272	27,083.00
T20 Blake, Jay Don	67	68	67	70	272	27,083.00
T20 Burns, Bob	67	69	66	70	272	27,083.00
T20 DiMarco, Chris	68	70	65	69	272	27,083.00
T26 Browne, Olin	71	66	69	67	273	17,375.00
T26 Byrum, Tom	69	69	69	66	273	17,375.00
T26 Frazar, Harrison	68	70	69	66	273	17,375.00
T26 Hjertstedt, Gabriel	67	70	69	67	273	17,375.00
T26 Kaye, Jonathan	69	66	66	72	273	17,375.00
T26 Langham, Franklin	71	68	67	67	273	17,375.00
T26 Scherrer, Tom	63	70	68	72	273	17,375.00
T26 Waite, Grant	69	65	70	69	273	17,375.00
T34 Dennis, Clark	70	66	70	68	274	12,357.00
T34 Raulerson, Charles	64	68	73	69	274	12,357.00
T34 Durant, Joe	68	67	69	70	274	12,357.00
T34 Martin, Doug	67	69	69	69	274	12,357.00
T34 Porter, Lee	71	67	69	67	274	12,357.00
T34 Reid, Mike	69	68	68	69	274	12,357.00
T34 Zoeller, Fuzzy	68	68	68	70	274	12,357.00
T41 Armstrong, Ty	69	69	67	70	275	9,250.00
T41 Austin, Woody	70	69	69	67	275	9,250.00
T41 Cochran, Russ	70	69	66	70	275	9,250.00
T41 Fabel, Brad	69	67	71	68	275	9,250.00
T41 Uresti, Omar	66	69	71	69	275	9,250.00
T46 Allem, Fulton	69	69	70	68	276	6,588.00
T46 Brooks, Mark	68	69	68	71	276	6,588.00
T46 Forsman, Dan	69	68	68	71	276	6,588.00
T46 Maginnes, John	68	68	72	68	276	6,588.00
T46 McCarron, Scott	70	67	69	70	276	6,588.00
T46 Mize, Larry	69	69	67	71	276	6,588.00
T46 Riley, Chris	68	70	69	69	276	6,588.00
T46 Sisk, Geoffrey	64	72	71	69	276	6,588.00
T54 Bates, Ben	69	70	66	72	277	5,750.00
T54 Frost, David	70	69	68	70	277	5,750.00
T54 McCallister, Blaine	68	70	69	70	277	5,750.00
57 Sposa, Mike	69	70	70	69	278	5,650.00
T58 Armour III, Tommy	67	67	75	70	279	5,550.00
T58 Estes, Bob	69	69	70	71	279	5,550.00
T58 Goydos, Paul	68	67	71	73	279	5,550.00
61 Bratton, Alan	64	72	74	70	280	5,450.00
T62 Allenby, Robert	69	70	69	73	281	5,275.00
T62 Andrade, Billy	68	71	69	73	281	5,275.00
T62 Beckman, Cameron	71	67	73	70	281	5,275.00
T62 Briggs, Danny	70	69	70	72	281	5,275.00
T62 Lehman, Tom	67	69	71	74	281	5,275.00
T62 Wood, Willie	67	71	71	72	281	5,275.00
68 Waldorf, Duffy	67	72	71	72	282	5,100.00
69 Moss, Perry	68	71	73	71	283	5,050.00
T70 Dunakey, Doug	66	69	73	77	285	4,975.00
T70 Pappas, Deane	68	69	75	73	285	4,975.00
72 Green, Jimmy	70	68	73	76	287	4,900.00
73 Friend, Bob	68	71	77	72	288	4,850.00

1998 CANON GREATER HARTFORD OPEN

July 2-5, 1998

\$2,000,000 Purse

Champion: Olin Browne | Sudden Death Playoff

LEADERS:

First Round: Monday qualifier Pete Morgan shot a 6-under-par 64 to take a one-stroke lead over Kenny Perry and Scott Hoch. Kevin Sutherland, Brad Fabel, Spike McRoy, Harrison Frazar, Paul Azinger and Doug Tewell were two strokes back.

Second Round: Scott Gump, after a course-record-tying 8-under-par 62, stood at 10-under-par 130 and held a one-stroke lead over Omar Uresti and Larry Mize.

Third Round: Hoch, Mize and Grant Waite were at 13-under-par 197 good for a two-stroke lead over Olin Browne, David Duval and defending champion Stewart Cink. (NOTE: Vijay Singh established a TPC River Highlands nine-hole record with a 7-under-par 28 on the back nine of his final round, which yielded yet another course-record-tying 62.)

Cut: 76 players at 1-under-par 139 from a field of 156.

Player	1R	2R	3R	4R	Total	Money
1 Browne, Olin	67	66	66	67	266	\$360,000.00
T2 Cink, Stewart	67	65	67			

TOURNAMENT RESULTS

1996 CANON GREATER HARTFORD OPEN

June 27-30, 1996

\$1,500,000 Purse

Champion: D.A. Weibring



LEADERS:

First Round: Joe Daley and Greg Norman opened at 7-under-par 64. Bob Gilder trailed by two strokes. Norman subsequently was disqualified following Round 2.

Second Round: Kevin Sutherland, at 8-under 132, led D.A. Weibring by one stroke. Daley was two strokes back.

Third Round: Weibring, at 7-under 203, led Sutherland by one stroke. Robert Gamez trailed by two, while Mike Brisky, Tom Kite and Mark Calcavecchia were three back.

Cut: 78 players at 3-over-par 143 from a starting field of 155.

Player	1R	2R	3R	4R	Total	Money
1 Weibring, D.A.	68	65	70	67	270	\$270,000.00
2 Kite, Tom	72	68	66	68	274	162,000.00
T3 Calcavecchia, Mark	71	67	68	69	275	78,000.00
T3 Pride, Dicky	70	70	68	67	275	78,000.00
T3 Zoeller, Fuzzy	75	66	66	68	275	78,000.00
T6 Brisky, Mike	71	72	63	70	276	52,125.00
T6 Edwards, Joel	70	70	68	68	276	52,125.00
8 Faxon, Brad	68	70	71	68	277	46,500.00
T9 Jones, Steve	72	68	71	67	278	40,500.00
T9 Maltbie, Roger	67	71	72	68	278	40,500.00
T9 Sutherland, Kevin	67	65	72	74	278	40,500.00
T12 Blake, Jay Don	71	71	67	70	279	28,500.00
T12 Chamblee, Brandel	72	68	67	72	279	28,500.00
T12 Daley, Joe	64	70	73	72	279	28,500.00
T12 Gilder, Bob	66	69	72	71	279	28,500.00
T12 Tyner, Tray	70	70	68	71	279	28,500.00
T12 Wrenn, Robert	68	71	71	69	279	28,500.00
T18 Bryant, Bart	73	70	71	66	280	18,257.00
T18 Janzen, Lee	73	66	72	69	280	18,257.00
T18 Beck, Chip	69	71	70	70	280	18,257.00
T18 Burke, Patrick	70	67	72	71	280	18,257.00
T18 Freeman, Robin	68	72	71	69	280	18,257.00
T18 Gamez, Robert	71	68	66	75	280	18,257.00
T18 Levi, Wayne	69	69	72	70	280	18,257.00
T25 Browne, Olin	71	69	68	73	281	11,700.00
T25 Fleisher, Bruce	68	70	71	72	281	11,700.00
T25 Mediate, Rocco	70	71	71	69	281	11,700.00
T25 Morse, John	71	69	69	72	281	11,700.00
T25 Nelson, Larry	70	70	69	72	281	11,700.00
T30 Bertsch, Shane	67	72	76	67	282	8,914.00
T30 Jacobsen, Peter	72	70	71	69	282	8,914.00
T30 Rinker, Lee	69	70	74	69	282	8,914.00
T30 Stricker, Steve	73	69	76	64	282	8,914.00
T30 Appleby, Stuart	73	70	69	70	282	8,914.00
T30 Fehr, Rick	69	73	69	71	282	8,914.00
T30 Maginnes, John	71	69	69	73	282	8,914.00
T37 Daly, John	68	74	70	71	283	6,300.00
T37 Estes, Bob	71	70	69	73	283	6,300.00
T37 Henninger, Brian	70	69	69	75	283	6,300.00
T37 Hulbert, Mike	72	70	69	72	283	6,300.00
T37 Lancaster, Neal	67	72	72	72	283	6,300.00
T37 Lowery, Steve	67	73	72	71	283	6,300.00
T37 Pooley, Don	69	70	73	71	283	6,300.00
T37 Rintoul, Steve	70	70	71	72	283	6,300.00
T45 Claar, Brian	71	71	70	72	284	4,515.00
T45 Jurgensen, Steve	70	70	74	70	284	4,515.00
T45 Parnevik, Jesper	74	69	73	70	284	4,515.00
T45 Sindelar, Joey	74	66	72	72	284	4,515.00
T49 Azinger, Paul	69	74	72	70	285	3,634.00
T49 John Inman	71	71	71	72	285	3,634.00
T49 Morse, Andy	75	67	71	72	285	3,634.00
T49 Stankowski, Paul	71	71	73	70	285	3,634.00
T49 Day, Glen	69	72	70	74	285	3,634.00
T49 Sullivan, Mike	67	71	72	75	285	3,634.00
T49 Triplett, Kirk	71	70	70	74	285	3,634.00
T56 Austin, Woody	68	74	74	70	286	3,360.00
T56 Funk, Fred	71	71	70	74	286	3,360.00
T56 Gibson, Kelly	71	71	70	74	286	3,360.00
T56 Hart, Dudley	68	72	72	74	286	3,360.00
T56 Pfiel, Mark	72	71	68	75	286	3,360.00
T61 Byrum, Tom	69	70	74	74	287	3,195.00
T61 Forsman, Dan	71	72	73	71	287	3,195.00
T61 Kraft, Greg	70	71	72	74	287	3,195.00
T61 Lickliter, Frank	73	70	68	76	287	3,195.00
T61 Rymer, Charlie	68	75	68	76	287	3,195.00
T61 Williamson, Jay	71	70	73	73	287	3,195.00
T67 Bean, Andy	70	72	74	73	289	3,030.00
T67 Boros, Guy	73	70	75	71	289	3,030.00
T67 Kratzert, Bill	73	68	74	74	289	3,030.00
T67 Rusnak, Gary	70	73	75	71	289	3,030.00
T67 Stockton, Jr., Dave	69	72	74	74	289	3,030.00
T72 Armour III, Tommy	71	70	79	70	290	2,925.00
T72 Pohl, Dan	70	70	79	71	290	2,925.00
T74 Dunlap, Scott	72	71	70	78	291	2,850.00
T74 Fergus, Keith	73	70	75	73	291	2,850.00
T74 Peoples, David	69	73	75	74	291	2,850.00
T77 Rinker, Larry	71	71	75	75	292	2,775.00
T77 Tryba, Ted	75	68	77	72	292	2,775.00

1995 CANON GREATER HARTFORD OPEN

June 22-25, 1995

\$1,200,000 Purse

Champion: Greg Norman



LEADERS:

First Round: Kirk Triplett and Bob Estes, at 6-under-par 64, led by one over Dave Stockton, Jr.

Second Round: Triplett and Greg Norman, at 9-under-par 131, led by two over Grant Waite, Fuzzy Zoeller, Lee Rinker, Michael Bradley, Stockton, Brian Henninger, Ronnie Black and Jerry Haas.

Third Round: Norman, at 14-under-par 196, led by three over Zoeller.

Cut: 78 players at 1-over-par 141.

Player	1R	2R	3R	4R	Total	Money
1 Norman, Greg	67	64	65	71	267	\$216,000.00
T2 Stockton, Jr., Dave	65	68	68	68	269	89,600.00
T2 Triplett, Kirk	64	67	69	69	269	89,600.00
T2 Waite, Grant	66	67	67	69	269	89,600.00
T5 Henninger, Brian	66	67	72	65	270	43,800.00
T5 Pooley, Don	67	72	66	65	270	43,800.00
T5 Zoeller, Fuzzy	70	63	66	71	270	43,800.00
T8 Andrade, Billy	74	65	62	70	271	34,800.00
T8 Bradley, Michael	67	66	69	69	271	34,800.00
T8 Estes, Bob	64	72	68	67	271	34,800.00
T11 Barr, Dave	68	71	68	65	272	26,400.00
T11 Boros, Guy	68	70	64	70	272	26,400.00
T11 Edwards, David	69	67	67	69	272	26,400.00
T11 Pavin, Corey	70	67	66	69	272	26,400.00
T15 Azinger, Paul	67	70	66	70	273	20,400.00
T15 Hart, Dudley	72	67	68	66	273	20,400.00
T15 Singh, Vijay	68	66	68	71	273	20,400.00
T18 Aubrey, Emyln	66	72	68	68	274	15,120.00
T18 Bates, Pat	70	66	67	71	274	15,120.00
T18 Cink, Stewart	71	67	67	69	274	15,120.00
T18 Haas, Jerry	68	65	71	70	274	15,120.00
T18 Pohl, Dan	69	69	70	66	274	15,120.00
T18 Sills, Tony	67	70	67	70	274	15,120.00
T24 Jones, Steve	68	68	68	71	275	10,230.00
T24 Jordan, Pete	71	68	66	70	275	10,230.00
T24 Perry, Craig	70	69	68	68	275	10,230.00
T24 Peoples, David	73	68	67	67	275	10,230.00
T28 Beck, Chip	67	68	71	70	276	8,160.00
T28 Black, Ronnie	67	66	70	76	276	8,160.00
T28 Hallberg, Gary	71	69	65	71	276	8,160.00
T28 Magee, Andrew	69	66	72	69	276	8,160.00
T28 O'Meara, Mark	68	70	67	71	276	8,160.00
T33 Claar, Brian	70	71	65	71	277	6,480.00
T33 Fleisher, Bruce	71	67	66	73	277	6,480.00
T33 Gotsche, Steve	70	68	69	70	277	6,480.00
T33 Reese, Don	71	68	71	67	277	6,480.00
T33 Rinker, Lee	68	65	73	71	277	6,480.00
T38 Armour III, Tommy	71	68	69	70	278	4,920.00
T38 Green, Ken	73	66	68	71	278	4,920.00
T38 Gump, Scott	70	71	68	69	278	4,920.00
T38 Henke, Nolan	73	68	67	70	278	4,920.00
T38 Howison, Ryan	73	67	67	71	278	4,920.00
T38 Martin, Doug	70	71	69	68	278	4,920.00
T44 Brisky, Mike	72	69	65	73	279	3,432.00
T44 Cook, John	66	72	71	70	279	3,432.00
T44 Fiori, Ed	70	68	67	74	279	3,432.00
T44 Hammond, Donnie	68	73	71	67	279	3,432.00
T44 McCallister, Blaine	72	67	71	69	279	3,432.00
T44 Sindelar, Joey	70	71	70	68	279	3,432.00
T50 Brown, Billy Ray	71	70	67	72	280	2,824.00
T50 Heinen, Mike	70	69	73	68	280	2,824.00
T50 Mayfair, Billy	73	68	72	67	280	2,824.00
T50 Rintoul, Steve	68	68	71	73	280	2,824.00
T50 Wadkins, Bobby	70	71	71	68	280	2,824.00
T50 Wurtz, Mark	71	66	71	72	280	2,824.00
T56 Clements, Lenny	76	65	69	71	281	2,700.00
T56 Stricker, Steve	69	71	70	71	281	2,700.00
T58 Allem, Fulton	69	69	74	70	282	2,592.00
T58 Carnevale, Mark	68	73	68	73	282	2,592.00
T58 Kendall, Skip	70	71	68	73	282	2,592.00
T58 Kraft, Greg	67	72	70	73	282	2,592.00
T58 Porter, Bill	74	67	69	72	282	2,592.00
T58 Smith, Mike	70	71	73	68	282	2,592.00
T58 Standly, Mike	71	69	72	70	282	2,592.00
T65 Faxon, Brad	74	67	71	71	283	2,448.00
T65 McCarron, Scott	70	67	72	74	283	2,448.00
T65 Paulson, Carl	72	68	69	74	283	2,448.00
T65 Pride, Dicky	71	69	72	71	283	2,448.00
T65 Wood, Willie	71	70	68	74	283	2,448.00
T70 Ford, Scott	69	70	75	70	284	2,364.00
T70 Williamson, Jay	71	70	74	69	284	2,364.00
T72 Mast, Dick	72	68	72	73	285	2,328.00
T73 Rummels, Dave	67	72	72	75	286	2,292.00
T73 Tryba, Ted	72	69	72	73	286	2,292.00
T75 Taylor, Harry	70	71	71	75	287	2,256.00
T76 Maltbie, Roger	73	68	78	70	289	2,232.00
T77 Sullivan, Tom	69	71	74	77	291	2,208.00

1994 CANON GREATER HARTFORD OPEN

June 23-26, 1994

\$1,200,000 Purse

Champion: David Frost



LEADERS:

First Round: Clark Dennis, Phil Mickelson, David Frost and Corey Pavin, all at 5-under-par 65, were one stroke in front of six other players.

Second Round: Dave Stockton, Jr., after a second consecutive 4-under-par 66, was at 8-under-par 132. He led by one over Frost.

Third Round: Stockton and Frost were tied at 11-under-par 199, one stroke in front of Greg Norman.

Cut: 71 players at 1-over-par 141.

Player	1R	2R	3R	4R	Total	Money
1 Frost, David	65	68	66	69	268	\$216,000.00
2 Norman, Greg	69	65	66	69	269	129,600.00
T3 Barr, Dave	68	70	68	65	271	57,600.00
T3 Pavin, Corey	65	73				

TOURNAMENT RESULTS

1992 CANON GREATER HARTFORD OPEN

July 30-August 2, 1992
\$1,000,000 Purse

Champion: Lanny Wadkins



LEADERS:

First Round: Ed Humenik and Kenny Knox at 6-under-par 64, held a one-shot lead over Ted Schulz and Sonny Skinner.
Second Round: Gil Morgan, at 6-under-par 134 following a 68, had a one-stroke advantage over seven golfers: Knox, Skinner, Roger Maltbie, Lee Janzen, Billy Mayfair, Bob Eastwood and Nick Price.
Third Round: Donnie Hammond carded a two-birdie, bogey-free round, good for 68 and 204 total, plus a one-shot edge over Morgan (71) and Bob Estes (68).
Cut: 79 players at 2-over-par 142.

Player	1R	2R	3R	4R	Total	Money
1 Wadkins, Lanny	68	70	71	65	274	\$180,000.00
T2 Forsman, Dan	69	69	68	70	276	74,666.67
T2 Hammond, Donnie	66	70	68	72	276	74,666.66
T2 Price, Nick	68	67	72	69	276	74,666.67
T5 Estes, Bob	68	69	68	72	277	36,500.00
T5 Morgan, Gil	66	68	71	72	277	36,500.00
T5 Sluman, Jeff	67	70	70	70	277	36,500.00
T8 Blackmar, Phil	69	72	70	67	278	29,000.00
T8 Green, Ken	68	72	70	68	278	29,000.00
T8 Mayfair, Billy	69	66	71	72	278	29,000.00
T11 Janzen, Lee	68	67	73	71	279	22,000.00
T11 Kite, Tom	72	67	72	68	279	22,000.00
T11 Pooley, Don	68	70	70	71	279	22,000.00
T11 Smith, Mike	73	67	70	69	279	22,000.00
T15 Barr, Dave	71	71	71	67	280	14,525.00
T15 Brown, Billy Ray	67	69	74	70	280	14,525.00
T15 Clair, Brian	68	70	71	71	280	14,525.00
T15 Fehr, Rick	66	72	69	73	280	14,525.00
T15 Haas, Jay	69	73	70	68	280	14,525.00
T15 Maltbie, Roger	66	69	72	73	280	14,525.00
T15 Weibring, D.A.	70	66	71	73	280	14,525.00
T15 Whisman, Greg	69	71	68	72	280	14,525.00
T23 Wrenn, Robert	73	69	67	72	281	9,600.00
T23 Skinner, Sonny	65	70	75	71	281	9,600.00
T23 Hart, Dudley	68	70	68	75	281	9,600.00
T26 Bryant, Brad	71	68	70	73	282	6,665.00
T26 Calcavecchia, Mark	67	71	71	73	282	6,665.00
T26 Fleisher, Bruce	69	71	74	68	282	6,665.00
T26 Friend, Bob	71	71	70	70	282	6,665.00
T26 Parry, Craig	73	68	70	71	282	6,665.00
T26 Reid, Mike	68	71	72	71	282	6,665.00
T26 Schulz, Ted	65	71	76	70	282	6,665.00
T26 Toms, David	69	72	75	66	282	6,665.00
T26 Young, Kim	71	71	70	70	282	6,665.00
T26 Carnevale, Mark	71	69	70	72	282	6,665.00
T36 Huston, John	70	69	75	69	283	4,608.33
T36 McCallister, Blaine	68	72	72	71	283	4,608.33
T36 McCumber, Mark	69	73	72	69	283	4,608.34
T36 Mudd, Jodie	68	68	74	73	283	4,608.33
T36 Hallet, Jim	72	70	72	69	283	4,608.34
T36 Leshner, Greg	68	68	74	73	283	4,608.33
T42 Clampett, Bobby	71	69	74	70	284	3,600.00
T42 Henke, Nolan	68	72	72	72	284	3,600.00
T42 Hoch, Scott	67	72	71	74	284	3,600.00
T42 Gump, Scott	67	72	75	70	284	3,600.00
T46 Crenshaw, Ben	73	69	74	69	285	2,674.29
T46 Eastwood, Bob	66	69	73	77	285	2,674.28
T46 Gibson, Kelly	69	71	69	76	285	2,674.28
T46 Hallberg, Gary	66	74	78	67	285	2,674.29
T46 Rinker, Larry	68	73	72	72	285	2,674.29
T46 Triplett, Kirk	68	68	71	78	285	2,674.28
T46 Adcock, Mitch	71	68	71	72	285	2,674.29
T53 Brooks, Mark	71	71	71	73	286	2,304.00
T53 Byrum, Tom	70	69	78	69	286	2,304.00
T53 Fiori, Ed	69	73	69	75	286	2,304.00
T53 Humenik, Ed	64	74	78	70	286	2,304.00
T53 Inman, John	71	68	73	74	286	2,304.00
T58 Anderson, Jerry	69	72	71	75	287	2,170.00
T58 Armour III, Tommy	70	70	78	69	287	2,170.00
T58 Funk, Fred	72	68	72	75	287	2,170.00
T58 Gamez, Robert	71	68	76	72	287	2,170.00
T58 Hart, Steve	73	69	75	70	287	2,170.00
T58 Hinkle, Lon	71	69	77	70	287	2,170.00
T58 Standly, Mike	69	70	73	75	287	2,170.00
T58 Ross, John	68	72	75	72	287	2,170.00
T66 Irwin, Hale	69	72	72	75	288	2,040.00
T66 Jacobsen, Peter	68	69	76	75	288	2,040.00
T66 Knox, Kenny	64	71	77	76	288	2,040.00
T66 O'Meara, Mark	71	67	81	69	288	2,040.00
T66 Burke, Patrick	68	74	72	74	288	2,040.00
T71 Sutton, Hal	69	69	73	78	289	1,970.00
T71 Ten Broeck, Lance	71	71	77	70	289	1,970.00
T73 Fabel, Brad	70	71	74	75	290	1,910.00
T73 Freeman, Robin	67	73	75	75	290	1,910.00
T73 Pruitt, Dillard	66	72	79	73	290	1,910.00
T73 Zabriski, Bruce	71	69	77	73	290	1,910.00
T77 Bryant, Bart	69	71	78	74	292	1,850.00
T77 Lamontagne, Steve	75	66	73	78	292	1,850.00
T79 Browne, Olin	69	73	77	75	294	1,820.00

1991 CANON GREATER HARTFORD OPEN

July 25-28, 1991
\$1,000,000 Purse

Champion: Billy Ray Brown | **Sudden Death Playoff**



LEADERS:

First Round: Jim Hallet fired a 6-under-par 64, and led by one over Dillard Pruitt, Corey Pavin, Mark Calcavecchia and Scott Hoch.
Second Round: Pavin at 8-under-par 132, led a stroke over Billy Mayfair, Jim Gallagher and Hoch.
Third Round: Rick Fehr at 9-under-par 201 led by one over Pavin.
Cut: 74 players at 1-over-par 141.

Player	1R	2R	3R	4R	Total	Money
1 Brown, Billy Ray	67	72	65	67	271	\$180,000.00
T2 Fehr, Rick	68	67	66	70	271	88,000.00
T2 Pavin, Corey	65	67	70	69	271	88,000.00
T4 Andrade, Billy	72	66	66	68	272	41,333.33
T4 Gallagher, Jr., Jim	68	65	70	69	272	41,333.33
T4 Roberts, Loren	68	69	68	67	272	41,333.34
T7 Pohl, Dan	70	69	67	67	273	31,166.67
T7 Reid, Mike	71	69	68	65	273	31,166.67
T7 Rinker, Larry	71	66	66	70	273	31,166.66
T10 Barr, Dave	67	69	71	67	274	24,000.00
T10 Forsman, Dan	67	67	71	69	274	24,000.00
T10 Green, Ken	67	69	71	67	274	24,000.00
T10 Perry, Kenny	67	67	70	70	274	24,000.00
T14 Edwards, David	67	69	71	68	275	16,500.00
T14 Mayfair, Billy	68	65	70	72	275	16,500.00
T14 McCumber, Mark	70	69	68	68	275	16,500.00
T14 Peoples, David	67	71	68	69	275	16,500.00
T14 McGovern, Jim	69	71	67	68	275	16,500.00
T14 Hallet, Jim	64	71	68	72	275	16,500.00
T20 Hulbert, Mike	67	72	67	70	276	11,650.00
T20 Sindelar, Joey	68	70	68	70	276	11,650.00
T20 Stewart, Ray	69	69	70	68	276	11,650.00
T20 Twitty, Howard	69	72	66	69	276	11,650.00
T24 Benepe, Jim	70	69	69	69	277	8,300.00
T24 Brooks, Mark	71	69	69	68	277	8,300.00
T24 Faxon, Brad	69	70	70	68	277	8,300.00
T24 Sullivan, Mike	67	68	69	73	277	8,300.00
T24 Hart, Dudley	70	69	70	68	277	8,300.00
T29 Adams, John	71	65	72	70	278	5,955.56
T29 Beck, Chip	72	66	69	71	278	5,955.55
T29 Black, Ronnie	72	69	68	69	278	5,955.56
T29 Byrum, Tom	72	67	70	69	278	5,955.56
T29 Hoch, Scott	65	68	70	75	278	5,955.55
T29 Inman, John	70	69	67	72	278	5,955.55
T29 Sutton, Hal	70	70	70	68	278	5,955.56
T29 Weibring, D.A.	71	70	69	68	278	5,955.56
T29 Thompson, Dicky	73	68	65	72	278	5,955.55
T38 Humenik, Ed	69	70	69	71	279	4,400.00
T38 Maggett, Jeff	70	70	68	71	279	4,400.00
T38 Mediate, Rocco	70	67	69	73	279	4,400.00
T38 Sluman, Jeff	69	69	70	71	279	4,400.00
T42 Booros, Jim	72	67	72	69	280	3,072.00
T42 Burroughs, Clark	69	70	70	71	280	3,072.00
T42 Calcavecchia, Mark	65	71	73	71	280	3,072.00
T42 Cook, John	71	70	70	69	280	3,072.00
T42 Edwards, Joel	69	70	71	70	280	3,072.00
T42 Jones, Steve	70	71	68	71	280	3,072.00
T42 Sander, Bill	69	71	73	67	280	3,072.00
T42 Springer, Mike	71	69	71	69	280	3,072.00
T42 Ten Broeck, Lance	69	69	71	71	280	3,072.00
T42 Wrenn, Robert	70	70	69	71	280	3,072.00
T52 Rummells, Dave	75	66	70	70	281	2,345.00
T52 Woodward, Jim	68	72	70	71	281	2,345.00
T52 Allen, Michael	69	68	74	70	281	2,345.00
T52 Lancaster, Neal	71	70	71	69	281	2,345.00
T56 Britton, Neal	67	69	73	73	282	2,230.00
T56 Haas, Jay	69	69	71	73	282	2,230.00
T56 Hammond, Donnie	71	67	72	72	282	2,230.00
T56 McGowan, Pat	70	71	70	71	282	2,230.00
T56 Pruitt, Dillard	65	72	72	73	282	2,230.00
T56 Smith, Mike	70	71	70	71	282	2,230.00
T62 Fiori, Ed	71	70	70	72	283	2,120.00
T62 Hatalsky, Morris	72	66	72	73	283	2,120.00
T62 McCallister, Blaine	68	69	75	71	283	2,120.00
T62 Wiebe, Mark	70	68	73	72	283	2,120.00
T62 Norton, Bryan	68	69	72	74	283	2,120.00
T67 Wolcott, Bob	71	69	71	73	284	2,060.00
T68 Thorpe, Jim	72	69	77	67	285	2,030.00
T68 Watson, Denis	68	69	76	72	285	2,030.00
T70 Ladehoff, Greg	68	70	72	76	286	2,000.00
T71 Clair, Brian	70	71	74	72	287	1,980.00
T72 Dodds, Trevor	72	68	78	70	288	1,960.00
T73 Baker-Finch, Ian	70	70	77	73	290	1,930.00
T73 Triplett, Kirk	70	70	75	75	290	1,930.00

1990 CANON GREATER HARTFORD OPEN

June 28-July 1, 1990
\$1,000,000 Purse

Champion: Wayne Levi



LEADERS:

First Round: Chris Perry shot a 7-under par 63 to lead Steve Jones by one shot.
Second Round: Bob Eastwood recorded a 6-under par 64 for a two day total 131 to lead five players by one stroke.
Third Round: Nolan Henke and Brad Fabel both added 67's for a 54 hole total of 199 and a one shot lead over Wayne Levi, John Cook and Chris Perry.
Cut: 75 players at 1-under-par 139.

Player	1R	2R	3R	4R	Total	Money
1 Levi, Wayne	67	66	67	67	267	\$180,000.00
T2 Calcavecchia, Mark	67	67	68	67	269	66,000.00
T2 Fabel, Brad	67	65	67	70	269	66,000.00
T2 Mediate, Rocco	65	69	70	65	269	66,000.00
T2 Perry, Chris	63	69	68	69	269	66,000.00
T6 Henke, Nolan	65	67	67	71	270	32,375.00
T6 Lohr, Bob	70	68	68	64	270	32,375.00
T6 Roberts, Loren	67	66	68	69	270	32,375.00
T6 Tennyson, Brian	69	69	65	67	270	32,375.00
T10 Canipe, David	67	68	72	64	271	25,000.00
T10 Cook, John	70	63	67	71	271	25,000.00
T10 Wrenn, Robert	70	66	70	65	271	

TOURNAMENT RESULTS

1988 CANON SAMMY DAVIS JR. GREATER HARTFORD OPEN

July 21-24, 1988

\$700,000 Purse

Champion: Mark Brooks | **Sudden Death Playoff**



LEADERS:

First Round: Roger Maltbie shot a 7-under par 64 to take a one shot lead over Brad Faxon, Donnie Hammond and Joey Sindelar.
Second Round: Mark Brooks shot a 65 for a two round total 131 and a single stroke advantage over Maltbie and Clark Burroughs.
Third Round: Ronnie Black enjoyed the low round of the day with a 65 for a 54-hole total 200 and a first place tie with Mark Calcavecchia and Brooks.
Cut: 73 players at 2-under par 140.

	Player	1R	2R	3R	4R	Total	Money
1	Brooks, Mark	66	65	69	69	269	\$126,000.00
T2	Barr, Dave	69	67	70	63	269	61,600.00
T2	Sindelar, Joey	65	72	67	65	269	61,600.00
T4	Black, Ronnie	66	69	65	70	270	30,800.00
T4	Calcavecchia, Mark	67	66	67	70	270	30,800.00
T6	Maltbie, Roger	64	68	72	67	271	24,325.00
T6	Upper, Brett	67	66	69	69	271	24,325.00
T8	Archer, George	70	66	67	69	272	19,600.00
T8	Clements, Lennie	68	70	68	66	272	19,600.00
T8	Faxon, Brad	65	69	69	69	272	19,600.00
T8	McCallister, Blaine	68	66	69	69	272	19,600.00
T12	Hayes, Mark	67	69	69	68	273	15,400.00
T12	Perry, Kenny	67	68	68	70	273	15,400.00
T14	Allem, Fulton	67	68	67	72	274	11,900.00
T14	Lohr, Bob	67	71	69	67	274	11,900.00
T14	Lowery, Steve	66	72	70	66	274	11,900.00
T14	Mediate, Rocco	69	70	67	68	274	11,900.00
T14	Sauers, Gene	68	68	69	69	274	11,900.00
T19	Burroughs, Clark	66	66	74	69	275	7,365.55
T19	Byrum, Curt	69	70	69	67	275	7,365.56
T19	Byrum, Tom	70	69	70	66	275	7,365.56
T19	Delsing, Jay	66	73	70	66	275	7,365.56
T19	Pearson, Rick	69	69	70	67	275	7,365.56
T19	Rummells, Dave	69	69	69	68	275	7,365.56
T19	Sills, Tony	70	67	67	71	275	7,365.55
T19	Thomas, Steve	69	69	68	69	275	7,365.55
T19	Trevino, Lee	67	69	74	65	275	7,365.55
T28	Armour III, Tommy	69	66	68	73	276	4,865.00
T28	Azinger, Paul	69	71	67	69	276	4,865.00
T28	Edwards, Danny	69	67	69	71	276	4,865.00
T28	Levi, Wayne	67	67	74	68	276	4,865.00
T32	Andrade, Billy	71	66	69	71	277	4,051.50
T32	Gallagher, Jr., Jim	68	71	69	69	277	4,051.50
T32	Green, Ken	66	70	71	70	277	4,051.50
T32	Norris, Tim	70	66	70	71	277	4,051.50
T36	Bryant, Brad	69	71	71	67	278	3,013.78
T36	Cook, John	70	69	68	71	278	3,013.78
T36	Green, Hubert	70	65	73	70	278	3,013.77
T36	Inman, John	69	66	72	71	278	3,013.77
T36	Morgan, Gil	67	70	69	72	278	3,013.78
T36	Pruitt, Dillard	69	71	66	72	278	3,013.78
T36	Taylor, Harry	68	72	69	69	278	3,013.78
T36	Tennyson, Brian	69	71	69	69	278	3,013.78
T36	Tewell, Doug	68	71	69	70	278	3,013.78
T45	Adams, John	68	71	69	71	279	2,002.00
T45	Bender, Mike	70	70	68	71	279	2,002.00
T45	Biancalana, Roy	71	69	70	69	279	2,002.00
T45	Gilder, Bob	71	69	72	67	279	2,002.00
T45	McCord, Gary	68	68	74	69	279	2,002.00
T45	Rose, Clarence	69	71	69	70	279	2,002.00
T51	Eichelberger, Dave	73	66	67	74	280	1,657.60
T51	Jaeckel, Barry	68	70	69	73	280	1,657.60
T51	Kratzert, Billy	67	72	73	68	280	1,657.60
T51	Snead, J.C.	70	67	67	76	280	1,657.60
T51	Stewart, Ray	71	67	70	72	280	1,657.60
T56	Booros, Jim	68	71	68	74	281	1,575.00
T56	Cerda, Antonio O.	67	73	70	71	281	1,575.00
T56	Hammond, Donnie	65	68	78	70	281	1,575.00
T56	Hallett, Jim	67	72	71	71	281	1,575.00
T60	Blackburn, Mike	69	70	72	71	282	1,519.00
T60	Curl, Rod	69	68	70	75	282	1,519.00
T60	Donald, Mike	67	70	75	70	282	1,519.00
T60	Grady, Wayne	70	68	70	74	282	1,519.00
T64	Hulbert, Mike	68	72	73	70	283	1,470.00
T64	Twitty, Howard	70	70	69	74	283	1,470.00
T64	Zabriski, Bruce	70	67	74	72	283	1,470.00
T67	Haas, Jay	68	72	72	72	284	1,442.00
T68	Conner, Frank	72	67	73	73	285	1,414.00
T68	Forsman, Dan	73	67	74	71	285	1,414.00
T68	Streck, Ron	67	73	73	72	285	1,414.00
T71	Dent, Jim	71	68	75	72	286	1,379.00
T71	McCullough, Mike	67	69	72	78	286	1,379.00

1987 CANON SAMMY DAVIS JR. GREATER HARTFORD OPEN

June 25-28, 1987

\$700,000 Purse

Champion: Paul Azinger



LEADERS:

First Round: Wayne Levi, with a seven-under par 64 led by one over Dan Forsman, Bernhard Langer, Jim Thorpe and Denis Watson.
Second Round: Langer, at 12-under par 130, led by two over Levi.
Third Round: Paul Azinger with an eight-under par 63 was at 16-under par 197 and led by three shots.
Cut: 86 players at even par 142 or better.

	Player	1R	2R	3R	4R	Total	Money
1	Azinger, Paul	69	65	63	72	269	\$126,000.00
T2	Forsman, Dan	65	69	69	67	270	61,600.00
T2	Levi, Wayne	64	68	68	70	270	61,600.00
T4	Sauers, Gene	66	68	68	70	272	30,800.00
T4	Trevino, Lee	67	69	70	66	272	30,800.00
T6	Inman, John	70	66	67	70	273	24,325.00
T6	Tewell, Doug	68	68	68	69	273	24,325.00
T8	Langer, Bernhard	65	65	72	72	274	20,300.00
T8	Lohr, Bob	68	68	67	71	274	20,300.00
T8	Watson, Denis	65	72	69	68	274	20,300.00
T11	Morgan, Gil	70	67	67	71	275	15,400.00
T11	Rummells, Dave	72	67	68	68	275	15,400.00
T11	Watson, Tom	67	68	70	70	275	15,400.00
T11	Zoeller, Fuzzy	67	73	67	68	275	15,400.00
T15	Beck, Chip	69	68	69	70	276	11,200.00
T15	Cochran, Russ	69	71	65	71	276	11,200.00
T15	Pohl, Dan	69	68	70	69	276	11,200.00
T15	Rose, Clarence	68	68	70	70	276	11,200.00
T15	Sills, Tony	71	68	67	70	276	11,200.00
T20	Haas, Jay	69	71	70	67	277	8,155.00
T20	Love III, Davis	71	67	69	70	277	8,155.00
T20	McCumber, Mark	71	68	69	69	277	8,155.00
T20	Sieckmann, Tom	71	70	67	69	277	8,155.00
T24	Canipe, David	70	69	68	71	278	5,810.00
T24	Carter, Jim	71	70	64	73	278	5,810.00
T24	Heafner, Vance	68	67	71	72	278	5,810.00
T24	Simpson, Tim	68	69	67	74	278	5,810.00
T24	Thorpe, Jim	65	70	73	70	278	5,810.00
T29	Burns, George	72	67	69	71	279	4,550.00
T29	Fiori, Ed	72	68	69	70	279	4,550.00
T29	Irwin, Hale	72	68	70	69	279	4,550.00
T29	Snead, J.C.	68	70	70	71	279	4,550.00
T29	Streck, Ron	68	72	70	69	279	4,550.00
T34	Hulbert, Mike	68	70	70	72	280	3,692.50
T34	Jacobsen, Peter	70	71	70	69	280	3,692.50
T34	Pate, Steve	67	71	70	72	280	3,692.50
T34	Twitty, Howard	68	72	68	72	280	3,692.50
T38	O'Meara, Mark	70	70	73	68	281	3,010.00
T38	Smith, Mike	71	70	69	71	281	3,010.00
T38	Sullivan, Mike	68	72	73	68	281	3,010.00
T38	Wood, Willie	73	68	70	70	281	3,010.00
T38	Wrenn, Robert	71	70	70	70	281	3,010.00
T43	Black, Ronnie	69	67	73	73	282	2,184.00
T43	Britton, Bill	71	71	70	70	282	2,184.00
T43	Dillard, Andy	70	70	69	73	282	2,184.00
T43	Donald, Mike	70	72	72	68	282	2,184.00
T43	Faxon, Brad	70	72	69	71	282	2,184.00
T43	Gilder, Bob	70	72	66	74	282	2,184.00
T43	Waldorf, Duffy	70	71	69	72	282	2,184.00
T50	Clair, Brian	69	69	69	76	283	1,653.75
T50	Clements, Lennie	69	71	72	71	283	1,653.75
T50	Cole, Bobby	71	71	70	71	283	1,653.75
T50	Hoch, Scott	72	69	69	73	283	1,653.75
T50	Maltbie, Roger	71	71	68	73	283	1,653.75
T50	Taylor, Harry	68	67	73	75	283	1,653.75
T50	Thompson, Robert	71	71	69	72	283	1,653.75
T50	Zokol, Richard	72	69	71	71	283	1,653.75
T58	Barr, Jr., Ray	72	70	71	71	284	1,533.00
T58	Gallagher, Jr., Jim	68	74	69	73	284	1,533.00
T58	Graham, Lou	72	70	70	72	284	1,533.00
T58	Greer, Brad	69	72	70	73	284	1,533.00
T58	Jaeckel, Barry	71	69	70	74	284	1,533.00
T58	Mast, Dick	70	71	72	71	284	1,533.00
T64	Clampett, Bobby	70	72	71	72	285	1,484.00
T65	Calcavecchia, Mark	68	71	68	79	286	1,435.00
T65	Gonzalez, Ernie	67	75	72	72	286	1,435.00
T65	McGowan, Pat	73	69	72	72	286	1,435.00
T65	Roberts, Loren	71	70	73	72	286	1,435.00
T65	Thompson, Leonard	75	67	72	72	286	1,435.00
T65	Verplank, Scott	71	69	73	73	286	1,435.00
T71	Arnette, Dewey	70	71	73	73	287	1,330.00
T71	Blackmar, Phil	73	67	73	74	287	1,330.00
T71	Delsing, Jay	72	70	71	74	287	1,330.00
T71	Green, Ken	69	73	68	77	287	1,330.00
T71	Jonas, Philip	72	69	74	72	287	1,330.00
T71	McComish, John	70	72	75	70	287	1,330.00
T71	Mediate, Rocco	70	71	74	72	287	1,330.00
T71	Pfeil, Mark	69	72	71	75	287	1,330.00
T71	Stockton, Dave	72	67	75	73	287	1,330.00
80	Jones, Steve	74	68	74	72	288	1,260.00
81	Byrum, Curt	68	71	74	76	289	1,246.00
82	Dougherty, Ed	70	71	75	74	290	1,232.00
83	Arthur, Perry	71	69	75	76	291	1,218.00
T84	Conner, Frank	70	72	73	77	292	1,197.00
T84	Lye, Mark	71	69	76	76	292	1,197.00

1986 CANON SAMMY DAVIS JR. GREATER HARTFORD OPEN

July 3-6, 1986

\$700,000 Purse

TOURNAMENT RESULTS

1984 SAMMY DAVIS JR. GREATER HARTFORD OPEN

July 26-29, 1984
\$400,000 Purse

Champion: Peter Jacobsen

LEADERS:

First Round: Ben Crenshaw and George Burns shot 65, six under, to lead by one over Bill Sander.

Second Round: Mike Nicolette and Peter Jacobsen shared the lead at 136, six under and one ahead of Mark O'Meara and Lance Ten Broek.

Third Round: Jacobsen shot 63 to finish at 14 under par 199, one ahead of O'Meara.

Cut: 79 players at 145, three over par.



Player	1R	2R	3R	4R	Total	Money
1 Jacobsen, Peter	67	69	63	70	269	\$72,000.00
2 O'Meara, Mark	70	67	63	71	271	43,200.00
T3 Hallberg, Gary	70	72	67	64	273	23,200.00
T3 Kratzert, Billy	70	68	64	71	273	23,200.00
T5 Burns, George	65	73	68	70	276	15,200.00
T5 Strange, Curtis	69	72	69	66	276	15,200.00
T7 Lye, Mark	70	69	68	70	277	12,900.00
T7 Reid, Mike	69	69	70	69	277	12,900.00
T9 Rodriguez, Chi Chi	70	69	69	70	278	11,200.00
T9 Ten Broeck, Lance	67	70	72	69	278	11,200.00
T11 Blackburn, Woody	71	72	68	68	279	8,480.00
T11 Calfee, Bill	73	70	68	68	279	8,480.00
T11 Haas, Jay	69	72	70	68	279	8,480.00
T11 Nicolette, Mike	68	68	72	71	279	8,480.00
T11 Rinker, Larry	69	72	69	69	279	8,480.00
T16 Clampett, Bobby	69	71	67	73	280	6,200.00
T16 Fought, John	67	74	71	68	280	6,200.00
T16 Green, Hubert	70	71	71	68	280	6,200.00
T16 McGowan, Pat	72	72	69	67	280	6,200.00
T20 Booros, Jim	68	74	72	67	281	4,333.33
T20 Crenshaw, Ben	65	73	72	71	281	4,333.33
T20 Mitchell, Jeff	70	69	68	74	281	4,333.34
T20 Player, Gary	69	74	69	69	281	4,333.34
T20 Simpson, Scott	73	72	68	68	281	4,333.33
T20 Stadler, Craig	70	71	70	70	281	4,333.33
T26 Nelson, Larry	73	70	67	72	282	3,140.00
T26 Rose, Clarence	69	71	71	71	282	3,140.00
T28 Floyd, Raymond	72	70	67	74	283	2,720.00
T28 Hayes, Mark	69	71	71	72	283	2,720.00
T28 Inman, Joe	70	74	68	71	283	2,720.00
T28 Sauers, Gene	68	73	73	69	283	2,720.00
T28 Zokol, Richard	70	74	68	71	283	2,720.00
T33 Adams, John	70	72	72	70	284	2,210.00
T33 Danielian, Lee	72	73	70	69	284	2,210.00
T33 Eastwood, Bob	71	74	67	72	284	2,210.00
T33 Gallagher, Jr., Jim	71	72	69	72	284	2,210.00
T37 Bean, Andy	68	73	74	70	285	1,680.00
T37 Brooks, Mark	71	73	70	71	285	1,680.00
T37 Hammond, Donnie	70	74	66	75	285	1,680.00
T37 Mize, Larry	69	74	69	73	285	1,680.00
T37 Moody, Griff	67	72	74	72	285	1,680.00
T37 Rinker, Lee	67	76	71	71	285	1,680.00
T37 Sindelar, Joey	71	70	72	72	285	1,680.00
T37 Soli, Mick	70	71	72	72	285	1,680.00
T45 Chaffee, Jon	68	75	71	72	286	1,083.56
T45 Curl, Rod	74	71	71	70	286	1,083.55
T45 Edwards, Danny	73	71	71	71	286	1,083.55
T45 Fergus, Keith	69	76	70	71	286	1,083.56
T45 Jenkins, Tom	71	72	72	71	286	1,083.56
T45 Pavin, Corey	71	70	70	75	286	1,083.56
T45 Pfeil, Mark	73	72	74	67	286	1,083.56
T45 Twitty, Howard	67	77	74	68	286	1,083.55
T45 Watkins, Randy	74	71	72	69	286	1,083.55
T54 Beck, Chip	74	71	73	69	287	896.00
T54 Conner, Frank	70	71	73	73	287	896.00
T54 Mudd, Jodie	71	72	73	71	287	896.00
T54 North, Andy	70	73	71	73	287	896.00
T54 Peck, Mike	73	72	72	70	287	896.00
T54 Regalado, Victor	70	75	74	68	287	896.00
T54 Sander, Bill	66	74	73	74	287	896.00
T54 Shearer, Bob	71	74	70	72	287	896.00
T54 Watson, Denis	69	73	68	77	287	896.00
T63 Byrum, Curt	72	73	75	68	288	844.00
T63 Faxon, Brad	70	70	73	75	288	844.00
T63 Ziegler, Larry	71	72	71	74	288	844.00
T63 Hallet, Jim	73	72	71	72	288	844.00
T67 Clements, Lennie	70	74	70	75	289	816.00
T67 Gray, Thomas	73	71	73	72	289	816.00
T67 Maltbie, Roger	70	75	70	74	289	816.00
T70 Bies, Don	71	74	71	74	290	792.00
T70 McCord, Gary	69	72	73	76	290	792.00
T70 Nuckolls, Rod	70	75	74	71	290	792.00
T73 Krueger, Gary	72	72	74	73	291	772.00
T73 Powers, Greg	69	76	74	72	291	772.00
T75 Zoeller, Fuzzy	72	73	75	72	292	760.00
T76 Chen, T.C.	73	72	74	74	293	748.00
T76 Landrum, Ralph	72	72	74	75	293	748.00
T78 Fuhrer, Frank	71	73	79	71	294	736.00
T79 Valentine, Tommy	70	74	75	77	296	728.00

1983 SAMMY DAVIS JR. GREATER HARTFORD OPEN

August 18-21, 1983
\$300,000 Purse

Champion: Curtis Strange

LEADERS:

First Round: Fred Couples, Victor Regalado, Payne Stewart and DeWitt Weaver were tied at seven-under par 64. There were six players tied at 65.

Second Round: Curtis Strange, after a nine-under par 62, was at 11-under par 131. Tom Kite was at 132.

Third Round: Jack Renner birdied the last three holes for a 64 and a 15-under par 198. Bob Murphy, also with a 64, was at 199 and Strange was at 200.

Cut: 71 players at three-under par 159.



Player	1R	2R	3R	4R	Total	Money
1 Strange, Curtis	69	62	69	68	268	\$54,000.00
T2 Haas, Jay	69	66	69	65	269	26,400.00
T2 Renner, Jack	66	68	64	71	269	26,400.00
4 Pooley, Don	70	67	64	69	270	14,400.00
T5 Adams, John	72	66	65	68	271	10,950.00
T5 Irwin, Hale	65	68	68	70	271	10,950.00
T5 Jenkins, Tom	67	71	67	66	271	10,950.00
8 Aoki, Isao	66	67	71	68	272	9,300.00
T9 Caldwell, Rex	66	68	70	69	273	7,800.00
T9 Diehl, Terry	69	69	70	65	273	7,800.00
T9 Edwards, Danny	68	70	68	67	273	7,800.00
T9 Murphy, Bob	67	68	64	74	273	7,800.00
T13 Barr, Dave	70	69	68	67	274	5,625.00
T13 Kite, Tom	66	66	72	70	274	5,625.00
T13 Levi, Wayne	69	70	68	67	274	5,625.00
T13 Simons, Jim	68	66	70	70	274	5,625.00
T17 Bryant, Brad	65	70	72	68	275	4,060.00
T17 Gove, Mike	71	67	74	63	275	4,060.00
T17 Levenson, Gavan	70	66	70	69	275	4,060.00
T17 McNulty, Mark	69	66	72	68	275	4,060.00
T17 Stewart, Ray	69	67	69	70	275	4,060.00
T17 Sutton, Hal	70	69	68	68	275	4,060.00
T23 Clements, Lennie	66	69	70	71	276	2,528.57
T23 Floyd, Raymond	68	71	68	69	276	2,528.57
T23 Fought, John	68	71	69	68	276	2,528.57
T23 Hammond, Donnie	68	68	73	67	276	2,528.57
T23 Hayes, Mark	68	70	67	71	276	2,528.57
T23 McCullough, Mike	69	69	69	69	276	2,528.57
T23 Melnyk, Steve	65	68	70	73	276	2,528.57
T30 Archer, George	65	71	73	68	277	1,706.66
T30 Byrum, Curt	67	67	72	71	277	1,706.66
T30 Conner, Frank	69	69	67	72	277	1,706.66
T30 Couples, Fred	64	72	70	71	277	1,706.66
T30 Murchison, Bill	67	67	71	72	277	1,706.66
T30 Nielsen, Lonnie	71	65	72	69	277	1,706.66
T30 O'Grady, Mac	66	68	72	71	277	1,706.66
T30 Regalado, Victor	64	74	67	72	277	1,706.66
T30 Zoeller, Fuzzy	67	66	69	75	277	1,706.66
T39 Graham, Lou	71	67	67	73	278	1,260.00
T39 Mahaffey, John	66	69	72	71	278	1,260.00
T39 Maltbie, Roger	72	67	69	70	278	1,260.00
T39 Thorpe, Jim	71	68	68	71	278	1,260.00
T43 Beck, Chip	69	70	70	70	279	876.60
T43 Douglass, Dale	69	68	71	71	279	876.60
T43 Green, Hubert	67	69	73	70	279	876.60
T43 Hatafsky, Morris	65	74	70	70	279	876.60
T43 Nakajima, Tommy	69	67	73	70	279	876.60
T43 Roy, Jimmy	66	70	74	69	279	876.60
T43 Snead, J.C.	68	68	72	71	279	876.60
T43 Stewart, Payne	64	69	74	72	279	876.60
T43 Streck, Ron	72	64	70	73	279	876.60
T43 Weibring, D.A.	70	67	70	72	279	876.60
T53 Cadle, George	71	68	71	70	280	698.00
T53 Valentine, Tommy	67	68	71	74	280	698.00
T53 Watson, Denis	71	66	74	69	280	698.00
T56 Eastwood, Bob	68	67	76	70	281	678.00
T56 Ogrin, David	69	70	72	70	281	678.00
T56 Rose, Clarence	70	68	72	71	281	678.00
T59 Fezler, Forrest	69	69	74	70	282	660.00
T59 Inman, Joe	66	70	72	74	282	660.00
T59 Stuman, Jeff	70	67	75	70	282	660.00
62 Boyd, Bob	70	69	71	74	284	648.00
T63 Cerda, Antonio O.	69	68	76	72	285	633.00
T63 Cudd, Jay	70	69	74	72	285	633.00
T63 Green, Ken	70	69	72	74	285	633.00
T63 Weaver, DeWitt	64	71	74	76	285	633.00
67 Gardner, Buddy	69	68	76	73	286	618.00
T68 Miller, Lindy	65	73	75	75	286	609.00
T68 Peck, Mike	70	68	74	76	288	609.00
70 Liebler, Steven	70	68	76	76	290	600.00

1982 SAMMY DAVIS JR. GREATER HARTFORD OPEN

August 12-15, 1982
\$300,000 Purse

Champion: Tim Norris

LEADERS:

First Round: Tim Norris shot an eight-under par 63 and led by one over Bill Britton and Mark Calcavecchia.

Second Round: Norris, with a 64, was at 15-under par 127 and led by three over Raymond Floyd and Gavon Levenson.

Third Round: Norris increased his lead to four strokes over Floyd and Calcavecchia. Norris was at 20-under 193.

Cut: 81 players at three-under par 139.

Player	1R	2R	3R	4R	Total	Money
1 Norris, Tim	63	64	66	66	259	\$54,000.00
T2 Floyd, Raymond	65	65	67	68	265	26,400.00
T2 Green, Hubert	66	66	66	67	265	26,400.00
T4 Jacobsen, Peter	65	67	67	67	266	11,310.00
T4 Levenson, Gavan	66	64	69	67	266	11,310.00
T4 McNulty, Mark	66	65	68	67	266	11,310.00
T4 Strange, Curtis	68	66	69	63	266	11,310.00
T4 Weibring, D.A.	66	65	68	67	266	11,310.00
T9 Edwards, David	68	64	67	68	267	8,400.00
T9 Quigley, Dana	70	69	61	67	267	8,400.00
T11 Baugh, Beau	70	67	66	65	268	6,600.00
T11 Bean, Andy	68	67	67	66	268	6,600.00
T11 Diehl, Terry	69	69	66	64	268	6,600.00
T11 Rose, Clarence	70	63	67	68	268	6,600.00
T15 Aoki, Isao						

TOURNAMENT RESULTS

1980 SAMMY DAVIS JR. GREATER HARTFORD OPEN

July 24-17, 1980

\$300,000 Purse

Champion: Howard Twitty | **Sudden Death Playoff**



LEADERS:

First Round: Jim Simons shot a 9-under par 62 to lead by two shots over Jamie Gonzales and by three over Jim Thorpe, George Cadle, Lee Trevino and Skip Dunaway.

Second Round: Simons, with a 70, still led by one with a 36-hole total of 10-under 132. Tied for second at 133 were John Fought, Bob Murphy, Calvin Peete, and Lee Trevino.

Third Round: Howard Twitty, with a 63, took a two-shot lead over Simons. Twitty was at 16-under 197, Simons at 14-under 199.

Cut: 71 players at 2-under par 140.

	Player	1R	2R	3R	4R	Total	Money
1	Twitty, Howard	68	66	63	69	266	\$54,000.00
2	Simons, Jim	62	70	67	67	266	32,400.00
3	Haas, Jay	68	70	66	65	269	20,400.00
4	Miller, Lindy	67	67	66	70	270	14,400.00
T5	Baird, Butch	69	68	67	67	271	10,170.00
T5	Fought, John	67	66	68	70	271	10,170.00
T5	Gonzalez, Jaime	64	70	67	70	271	10,170.00
T5	Hallberg, Gary	68	70	63	70	271	10,170.00
T5	Trevino, Lee	65	68	68	70	271	10,170.00
T10	Strange, Curtis	70	66	67	69	272	7,200.00
T10	Thompson, Leonard	68	68	69	67	272	7,200.00
T10	Thorpe, Jim	65	72	67	68	272	7,200.00
T10	Hollifield, Tony	69	67	70	66	272	7,200.00
T14	Green, Hubert	72	67	65	69	273	5,400.00
T14	Jaeckel, Barry	70	68	67	68	273	5,400.00
T14	Nichols, Bobby	73	64	64	72	273	5,400.00
T17	Cadle, George	65	69	68	72	274	4,060.00
T17	Cerda, Antonio O.	69	66	66	73	274	4,060.00
T17	Fergus, Keith	70	69	65	70	274	4,060.00
T17	Murphy, Bob	67	66	73	68	274	4,060.00
T17	Stockton, Dave	71	66	70	67	274	4,060.00
T17	Zoeller, Fuzzy	68	69	67	70	274	4,060.00
T23	Caldwell, Rex	69	67	68	71	275	2,528.57
T23	Curl, Rod	67	69	68	71	275	2,528.57
T23	Douglass, Bruce	74	66	63	72	275	2,528.57
T23	Miller, Allen	69	70	69	67	275	2,528.58
T23	Peete, Calvin	66	67	70	72	275	2,528.57
T23	Powers, Greg	68	69	65	73	275	2,528.57
T23	Rohde, Mark	68	70	66	71	275	2,528.57
T30	Clampett, Bobby	67	67	71	71	276	1,863.00
T30	Cook, John	68	67	69	72	276	1,863.00
T30	Eastwood, Bob	68	71	67	70	276	1,863.00
T30	Levi, Wayne	67	69	67	73	276	1,863.00
T30	Snead, J.C.	70	68	67	71	276	1,863.00
T35	Diehl, Terry	70	70	71	66	277	1,511.25
T35	Hancock, Phillip	70	68	66	73	277	1,511.25
T35	Regalado, Victor	71	69	69	68	277	1,511.25
T35	Dunaway, Skip	65	73	66	73	277	1,511.25
T39	Barber, Miller	72	65	71	70	278	1,170.00
T39	Brannan, Michael	70	67	71	70	278	1,170.00
T39	Conner, Frank	69	71	71	67	278	1,170.00
T39	Douglass, Dale	71	67	69	71	278	1,170.00
T39	Heard, Jerry	73	67	69	69	278	1,170.00
T39	Loeffler, Bill	71	69	69	69	278	1,170.00
T39	Watkins, Scott	70	67	68	73	278	1,170.00
T46	Chaffee, Jon	69	67	67	76	279	790.50
T46	Gardner, Buddy	67	71	67	74	279	790.50
T46	Gove, Mike	71	67	71	70	279	790.50
T46	Lott, Lyn	68	71	70	70	279	790.50
T46	McGee, Jerry	69	70	71	69	279	790.50
T46	McNickle, Artie	67	72	68	72	279	790.50
T46	Thore, David	69	69	72	69	279	790.50
T46	Milanovich, Ron	70	69	67	73	279	790.50
T54	Renner, Jack	71	69	67	73	280	690.00
T54	Soli, Mick	68	69	71	72	280	690.00
T54	Funseth, Rod	72	67	70	71	280	690.00
T57	Eger, David	72	67	70	72	281	663.00
T57	Floyd, Raymond	72	67	71	71	281	663.00
T57	Heath, Skeeter	68	72	69	72	281	663.00
T57	Quigley, Dana	69	69	70	73	281	663.00
T57	Walzel, Bobby	70	69	66	76	281	663.00
T57	Lee, Stan	70	68	72	71	281	663.00
T63	McConachie, Jack	71	66	72	73	282	642.00
T64	Jones, Tom	73	67	73	70	283	633.00
T64	Hamilton, Gar	71	68	72	72	283	633.00
T66	Ten Broeck, Lance	68	71	73	72	284	624.00
T67	Black, Doug	67	71	77	71	286	615.00
T67	Hatalsky, Morris	69	69	70	78	286	615.00
T69	Murchison, Bill	70	68	74	75	287	606.00
T70	Melnik, Steve	68	70	75	78	291	600.00
T71	Altgelt, Stanton	68	70	77	78	293	594.00

1979 SAMMY DAVIS JR. GREATER HARTFORD OPEN

August 9-12, 1979

\$300,000 Purse

Champion: Jerry McGee



LEADERS:

First Round: George Cadle with a nine-under 62 led by three over J.C. Snead and Jay Haas.

Second Round: Snead moved into a one-stroke lead with a 66 for 11-under 131. Mark Hayes was at 132.

Third Round: Cadle and Jack Renner, each with a 66, were at 12-under 201. Snead and Jerry McGee were at 202.

Cut: 78 players at even-par 142. There were 68 players at 141.

	Player	1R	2R	3R	4R	Total	Money
1	McGee, Jerry	68	67	67	65	267	\$54,000.00
2	Renner, Jack	68	67	66	67	268	32,400.00
T3	Cadle, George	62	73	66	69	270	17,400.00
T3	Strange, Curtis	70	66	69	65	270	17,400.00
T5	Graham, Lou	69	69	67	66	271	10,950.00
T5	Hayes, Mark	66	66	73	66	271	10,950.00
T5	Snead, J.C.	65	66	71	69	271	10,950.00
T8	Brannan, Michael	67	67	70	68	272	9,000.00
T8	Green, Hubert	67	71	68	66	272	9,000.00
T10	Eichelberger, Dave	69	71	67	66	273	7,200.00
T10	Floyd, Raymond	70	69	67	67	273	7,200.00
T10	Oosterhuis, Peter	67	68	69	69	273	7,200.00
T10	Regalado, Victor	69	70	67	67	273	7,200.00
T14	Fergus, Keith	66	69	71	68	274	5,250.00
T14	Fought, John	68	67	69	70	274	5,250.00
T14	Inman, Joe	67	68	68	71	274	5,250.00
T14	Murphy, Bob	68	68	72	66	274	5,250.00
T18	Bies, Don	70	70	69	66	275	4,350.00
T18	Hatalsky, Morris	73	67	66	69	275	4,350.00
T20	Curl, Rod	67	69	69	71	276	3,026.25
T20	Elder, Lee	69	71	68	68	276	3,026.25
T20	McGowan, Pat	66	71	71	68	276	3,026.25
T20	Putzer, Tom	70	69	68	69	276	3,026.25
T20	Stadler, Craig	68	68	70	70	276	3,026.25
T20	Tapie, Alan	67	72	69	68	276	3,026.25
T20	Weibring, D.A.	68	73	70	65	276	3,026.25
T20	Zarley, Kermit	71	69	68	68	276	3,026.25
T28	Baird, Butch	69	70	68	70	277	2,085.00
T28	Barr, Dave	68	71	72	66	277	2,085.00
T28	Fiori, Ed	69	71	68	69	277	2,085.00
T28	Streck, Ron	70	70	70	67	277	2,085.00
T32	Edwards, Danny	68	71	70	69	278	1,775.00
T32	McCullough, Mike	70	70	67	71	278	1,775.00
T32	Thompson, Leonard	69	69	71	69	278	1,775.00
T35	Archer, George	70	69	70	70	279	1,511.25
T35	Dent, Jim	68	70	65	76	279	1,511.25
T35	Fezler, Forrest	68	69	72	70	279	1,511.25
T35	Haas, Jay	65	71	73	70	279	1,511.25
T39	Aaron, Tommy	68	68	72	72	280	1,140.00
T39	Jacobsen, Peter	71	69	71	69	280	1,140.00
T39	Miller, Allen	70	69	70	71	280	1,140.00
T39	Paschal, Jim	72	69	70	69	280	1,140.00
T39	Simpson, Tim	69	71	72	68	280	1,140.00
T39	Thore, David	70	71	70	69	280	1,140.00
T39	Funseth, Rod	69	70	72	69	280	1,140.00
T39	Straub, Austin	70	68	74	68	280	1,140.00
T47	Eastwood, Bob	68	69	73	71	281	761.25
T47	Hancock, Phillip	67	73	69	72	281	761.25
T47	Marti, Fred	69	71	69	72	281	761.25
T47	Nichols, Bobby	71	70	70	70	281	761.25
T47	Sander, Bill	73	68	73	67	281	761.25
T47	Simons, Jim	69	71	74	67	281	761.25
T47	Simpson, Scott	68	72	71	70	281	761.25
T47	Zoeller, Fuzzy	70	66	76	69	281	761.25
T55	Hager, Joe	68	72	72	70	282	684.00
T55	Twitty, Howard	70	71	71	70	282	684.00
T55	Lee, Stan	68	72	70	72	282	684.00
T58	Diehl, Terry	73	68	73	69	283	663.00
T58	Gilbert, Gibby	67	73	73	70	283	663.00
T58	Powers, Greg	69	72	73	69	283	663.00
T58	Reid, Mike	72	68	73	70	283	663.00
T62	Nelson, Larry	69	71	72	72	284	645.00
T62	Sullivan, Mike	73	68	74	69	284	645.00
T64	Cerda, Antonio O.	72	68	70	75	285	627.00
T64	McCord, Gary	67	74	73	71	285	627.00
T64	Spradlin, Jack	68	72	71	74	285	627.00
T64	Webb, Larry	69	72	74	70	285	627.00
T68	Nelford, Jim	69	70	72	75	286	612.00
T69	Boros, Julius	70	72	0	0	142	579.00
T69	Byman, Bob	72	70	0	0	142	579.00
T69	Colbert, Jim	70	72	0	0	142	579.00
T69	Geiberger, Al	70	72	0	0	142	579.00
T69	Jaeckel, Barry	71	71	0	0	142	579.00
T69	Levi, Wayne	70	72	0	0	142	579.00
T69	Little, Gene	70	72	0	0	142	579.00
T69	McNickle, Artie	71	71	0	0	142	579.00
T69	Sabo, Ed	71	71	0	0	142	579.00
T69	Wall, Art	71	71	0	0	142	579.00

1978 SAMMY DAVIS JR. GREATER HARTFORD OPEN

July 27-30, 1978

\$210,000 Purse

Champion: Rod Funseth



LEADERS:

First Round: Phil Hancock and Larry Nelson turned in seven-under 64's to lead by one over Rod Funseth, Artie McNickle and Jim Colbert.

Second Round: Hancock, with another 64 for a 14-under 128 (new tournament record), led by two over Mark Hayes.

Third Round: Howard Twitty moved into a tie with Hancock at 14-under 199. Funseth was at 200.

Cut: 78 players at two-under 140.

TOURNAMENT RESULTS

1976 SAMMY DAVIS JR. GREATER HARTFORD OPEN

August 19-22, 1976

\$210,000 Purse

Champion: Rik Massengale



LEADERS:

First Round: Rik Massengale's six-under par 65 was good for a two-stroke lead over Billy Casper, Chi Chi Rodriguez, J.C. Snead and Art Wall.

Second Round: Massengale had another 65 for a 12-under par 130 and led Snead (67 - 64) by one.

Third Round: Massengale double bogeyed the 17th hole and fell back into a tie for the lead with Snead at 13-under par 200. Al Geiberger, Mac McLendon, Rodriguez, Lee Trevino and Bobby Wadkins were at nine-under 204.

Cut: 74 players at even-par 142 from a field of 151.

	Player	1R	2R	3R	4R	Total	Money
1	Massengale, Rik	65	65	70	66	266	\$42,000.00
T2	Geiberger, Al	70	66	68	64	268	19,425.00
T2	Snead, J.C.	67	64	69	68	268	19,425.00
4	Trevino, Lee	68	70	66	67	271	9,870.00
T5	Armstrong, Wally	71	69	66	66	272	7,271.25
T5	Floyd, Raymond	73	67	67	65	272	7,271.25
T5	Jaeckel, Barry	71	68	66	67	272	7,271.25
T5	Rodriguez, Chi Chi	67	69	68	68	272	7,271.25
T9	Casper, Billy	67	68	71	67	273	5,250.00
T9	Green, Hubert	70	68	67	68	273	5,250.00
T9	McLendon, Mac	68	67	69	69	273	5,250.00
T12	Brewer, Gay	69	66	70	69	274	4,060.00
T12	Colbert, Jim	68	71	68	67	274	4,060.00
T12	Kratzert, Billy	71	69	68	66	274	4,060.00
T15	Burns, George	72	67	68	68	275	3,360.00
T15	Schlee, John	70	66	69	70	275	3,360.00
T15	Wadkins, Bobby	68	69	67	71	275	3,360.00
T18	Aaron, Tommy	70	70	66	70	276	2,730.00
T18	Nelson, Larry	71	67	68	70	276	2,730.00
T18	Tapie, Alan	72	70	66	68	276	2,730.00
T21	Blancas, Homero	68	68	73	69	278	1,995.00
T21	Devlin, Bruce	69	73	66	70	278	1,995.00
T21	Murphy, Bob	69	69	71	69	278	1,995.00
T21	Palmer, Arnold	68	70	74	66	278	1,995.00
T21	Wynn, Bob	71	69	72	66	278	1,995.00
T26	Archer, George	70	67	68	74	279	1,491.00
T26	Dent, Jim	68	72	72	67	279	1,491.00
T26	Lott, Lyn	69	72	68	70	279	1,491.00
T26	Melnyk, Steve	71	70	73	65	279	1,491.00
T26	Shearer, Bob	69	69	71	70	279	1,491.00
T26	Thompson, Leonard	71	70	66	72	279	1,491.00
T26	Funseth, Rod	72	67	71	69	279	1,491.00
T33	Caldwell, Rex	71	68	69	72	280	1,063.12
T33	Elder, Lee	72	67	71	70	280	1,063.12
T33	Haas, Jay	72	70	72	66	280	1,063.12
T33	Jenkins, Tom	68	70	74	68	280	1,063.12
T33	Miller, Allen	70	70	68	72	280	1,063.12
T33	North, Andy	69	68	73	70	280	1,063.12
T33	Wall, Art	67	72	68	73	280	1,063.12
T33	Wiechers, Jim	68	71	71	70	280	1,063.12
T41	Curl, Rod	74	67	69	71	281	695.33
T41	Eastwood, Bob	73	68	73	67	281	695.33
T41	Kite, Tom	70	70	71	70	281	695.33
T41	Littler, Gene	71	67	73	70	281	695.33
T41	Masserio, Jim	69	71	69	72	281	695.33
T41	Nevil, Dwight	69	70	73	69	281	695.33
T41	Simons, Jim	72	70	67	72	281	695.33
T41	Molina, Florentino	72	68	72	69	281	695.33
T41	Mallon, Bill	72	66	72	71	281	695.33
T50	Stadler, Craig	70	72	67	73	282	519.50
T50	Moran, Paul	74	67	70	71	282	519.50
52	Rodgers, Phil	70	70	72	71	283	504.00
T53	Harris, Labron	72	67	72	73	284	477.75
T53	McCord, Gary	71	70	70	73	284	477.75
T53	Schroeder, John	70	68	75	71	284	477.75
T53	Veriato, Steven	70	71	72	71	284	477.75
T57	Altgelt, Stanton	72	68	74	71	285	430.60
T57	Beard, Frank	69	71	70	75	285	430.60
T57	Snead, Sam	68	73	68	76	285	430.60
T57	Farlow, Sam	74	68	69	74	285	430.60
T57	Ewing, Jack	69	73	70	73	285	430.60
62	Gilder, Bob	71	71	72	72	286	399.00
T63	Jamieson, Jim	70	69	72	76	287	357.00
T63	Regalado, Victor	72	68	74	73	287	357.00
T63	Shaw, Bob	73	68	72	74	287	357.00
T63	Walzel, Bobby	70	71	72	74	287	357.00
T63	Sikes, Dan	70	65	80	72	287	357.00
T63	Kaser, Monty	69	71	75	72	287	357.00
T63	Lee, Stan	72	69	72	74	287	357.00
T70	Bies, Don	72	69	74	73	288	157.50
T70	Diehl, Terry	70	70	76	72	288	157.50
72	Cerda, Antonio O.	73	67	72	77	289	0
73	Salinas, Arnold	73	69	75	73	290	0
74	Siderowf, Dick	69	72	77	73	291	0

1975 SAMMY DAVIS JR. GREATER HARTFORD OPEN

August 14-17, 1975

\$200,000 Purse

Champion: Don Bies | Sudden Death Playoff



LEADERS:

First Round: Dennis Meyer fired a 64 to lead Austin Straub and Don Bies by one shot.

Second Round: Bies and Hubert Green shared the lead with 131's.

Third Round: Bies took sole possession of the lead with a 67 for a total of 198 for a one-shot lead over Green.

Cut: 76 players at even par 142.

	Player	1R	2R	3R	4R	Total	Money
1	Bies, Don	65	66	67	69	267	\$40,000.00
2	Green, Hubert	66	65	68	68	267	22,800.00
3	Snead, J.C.	66	68	67	67	268	14,200.00
T4	Nelson, Larry	68	66	67	68	269	8,800.00
T4	Regalado, Victor	69	68	65	67	269	8,800.00
6	Blancas, Homero	67	69	68	66	270	7,200.00
T7	Miller, Johnny	69	67	68	67	271	6,150.00
T7	North, Andy	66	69	67	69	271	6,150.00
T9	Floyd, Raymond	67	69	71	65	272	5,200.00
T9	Player, Gary	69	68	69	66	272	5,200.00
T11	Hill, Mike	66	71	68	68	273	4,400.00
T11	Simons, Jim	71	69	70	63	273	4,400.00
T13	Geiberger, Al	69	69	64	72	274	3,400.00
T13	Heard, Jerry	67	69	73	65	274	3,400.00
T13	Inman, Joe	68	70	67	69	274	3,400.00
T13	Trevino, Lee	72	65	68	69	274	3,400.00
T13	Glenz, David	66	71	66	71	274	3,400.00
T18	Dill, Terry	70	66	67	72	275	2,400.00
T18	January, Don	68	68	69	70	275	2,400.00
T18	Menne, Bob	69	68	68	70	275	2,400.00
T18	Meyer, Dennis	64	73	72	66	275	2,400.00
T18	Wall, Art	71	69	72	63	275	2,400.00
T23	Adams, Sam	71	69	67	69	276	1,725.00
T23	Curl, Rod	70	70	69	67	276	1,725.00
T23	Stockton, Dave	69	67	70	70	276	1,725.00
T23	Straub, Austin	65	71	72	68	276	1,725.00
T27	McGee, Jerry	69	70	68	70	277	1,480.00
T27	Murphy, Bob	70	69	71	67	277	1,480.00
T27	Wadkins, Lanny	73	69	66	69	277	1,480.00
T30	Collins, Tim	69	71	69	69	278	1,270.00
T30	Still, Ken	69	71	70	68	278	1,270.00
T30	Thompson, Barney	70	69	69	70	278	1,270.00
T30	Zender, Bob	67	74	69	68	278	1,270.00
T34	Graham, Lou	67	67	71	74	279	988.57
T34	Melnyk, Steve	70	72	66	71	279	988.57
T34	Rodriguez, Chi Chi	72	69	68	70	279	988.57
T34	Shaw, Bob	70	71	71	67	279	988.57
T34	Shaw, Tom	68	67	69	75	279	988.57
T34	Wynn, Bob	72	69	68	70	279	988.57
T34	Feather, Randy	70	72	68	69	279	988.57
T41	Goalby, Bob	67	71	71	71	280	760.00
T41	Miller, Allen	71	68	73	68	280	760.00
T41	Oosterhuis, Peter	72	68	72	68	280	760.00
T41	Thompson, Leonard	73	69	69	69	280	760.00
T45	Cole, Bobby	70	69	71	71	281	540.00
T45	Eastwood, Bob	68	72	72	69	281	540.00
T45	Ford, Doug	69	70	70	72	281	540.00
T45	Knudson, George	70	71	72	68	281	540.00
T45	Rhoads, Rick	69	69	73	70	281	540.00
T45	Walzel, Bobby	69	69	70	73	281	540.00
T45	Ziegler, Larry	72	70	68	71	281	540.00
T45	Ziobro, Billy	70	69	69	73	281	540.00
T45	Greene, Bert	70	70	72	69	281	540.00
T54	Erickson, Bob	71	70	73	68	282	445.00
T54	Jacklin, Tony	73	69	69	71	282	445.00
T54	Horton, Jay	71	69	71	71	282	445.00
T54	Unger, Bob	71	68	74	69	282	445.00
58	Leslie, Perry	70	72	72	69	283	420.00
T59	Cerrudo, Ron	71	71	67	75	284	400.00
T59	Rachels, Sammy	68	71	72	73	284	400.00
T59	Starks, Nate	70	71	70	73	284	400.00
T62	Cadle, George	73	68	72	72	285	350.00
T62	Crawford, Richard	69	72	68	76	285	350.00
T62	Dougherty, Ed	69	70	69	77	285	350.00
T62	Hammer, Laurie	68	73	75	69	285	350.00
T62	Morley, Mike	70	69	74	72	285	350.00
T62	Wiechers, Jim	71	71	70	73	285	350.00
T62	Benson, Bob	70	70	74	71	285	350.00
T69	Archer, George	68	73	70	75	286	152.50
T69	Groh, Gary	71	70	73	72	286	152.50
T69	Heins, Bobby	69	73	67	77	286	152.50
T69	McNickle, Artie	71	70	73	72	286	152.50
73	Harris, Labron	70	71	70	77	288	0
74	Courtney, Charles	70	68	78	73	289	0
75	Long, Mike	68	73	75	74	290	0
76	Allen, Ras	71	71	76	76	294	0

1974 SAMMY DAVIS JR. GREATER HARTFORD OPEN

August 15-18, 1974

\$200,000 Purse

Champion: Dave Stockton



LEADERS:

First Round: Dave Stockton and Bob Murphy shared the lead with opening round 6-under-par 65's. Bruce Devlin and Eddie Pearce were one shot back.

Second Round: Stockton fired his second consecutive 65 and stood at 12-under-par 130 and held a two-stroke lead over Bob Wynn. Lee Trevino was three strokes back at nine-under-par 133.

Third Round: Second-round leader Stockton increases his lead to three strokes with a two-under-par 69 and was 14-under-par 199 through 54 holes. Trevino was alone in second at 11-under-par 202 and Wynn was four strokes back at 203.

Cut: 71 players at 1-under-par 141 from a field of 78.

	Player	1R</
--	--------	------

TOURNAMENT RESULTS

1972 GREATER HARTFORD OPEN

September 1-4, 1972

\$125,000 Purse

Champion: Lee Trevino | Sudden Death Playoff

LEADERS:

First Round: Bert Yancey at 8-under-par 63 led Lee Trevino and Lee Elder by one stroke and Joe Carr, Curtis Sifford and Larry Wood by two strokes.

Second Round: Deane Beman and Trevino at 10-under 132 led Elder, Paul Moran, Rick Rhoads, Tom Shaw and Dave Stockton by one stroke.

Third Round: Ralph Johnston and Curtis Sifford at 12-under 201 led Deane Beman and Elder by one stroke and Ken Still by two strokes.

Cut: 73 players at 1-under-par 141 from a field of 79



Player	1R	2R	3R	4R	Total	Money
1 Trevino, Lee	64	68	72	65	269	\$25,000.00
2 Elder, Lee	64	69	69	67	269	14,300.00
T3 Beman, Deane	66	66	70	68	270	7,350.00
T3 Johnston, Ralph	67	67	67	69	270	7,350.00
T5 Blancas, Homero	71	69	69	64	273	4,812.50
T5 Sifford, Curtis	65	69	67	72	273	4,812.50
T7 Rodriguez, Chi Chi	69	68	70	67	274	3,686.67
T7 Shaw, Tom	67	66	72	69	274	3,686.67
T7 Still, Ken	68	70	65	71	274	3,686.66
T10 Graham, Lou	70	67	69	69	275	3,125.00
T11 Cole, Bobby	68	68	71	69	276	2,625.00
T11 Graham, David	68	66	71	71	276	2,625.00
T11 Rhoads, Rick	67	66	71	72	276	2,625.00
T14 Green, Hubert	67	68	73	69	277	2,062.50
T14 Stockton, Dave	66	67	72	72	277	2,062.50
T14 Moran, Paul	67	66	71	73	277	2,062.50
T14 Wood, Larry	65	70	74	68	277	2,062.50
T18 Adams, Sam	72	67	68	71	278	1,351.87
T18 Goalby, Bob	67	71	71	69	278	1,351.88
T18 Heard, Jerry	67	71	70	70	278	1,351.87
T18 Knudson, George	70	69	70	69	278	1,351.88
T18 Sifford, Charles	70	69	69	70	278	1,351.87
T18 Yancey, Bert	63	71	74	70	278	1,351.87
T18 Ziegler, Larry	70	70	70	68	278	1,351.88
T18 Ewing, Jack	67	69	73	69	278	1,351.88
T26 Archer, George	68	72	71	68	279	906.50
T26 Baird, Butch	69	69	70	71	279	906.50
T26 Carr, Joe	65	70	70	74	279	906.50
T26 Pace, Roy	68	66	70	75	279	906.50
T26 Toscano, Harry	70	65	74	70	279	906.50
T26 Toepel, John	70	70	71	68	279	906.50
T32 Harney, Paul	67	72	70	71	280	750.00
T32 Miller, Allen	67	70	71	72	280	750.00
T32 Jewell, Jim	72	69	68	71	280	750.00
T35 Brown, Pete	68	71	71	71	281	635.17
T35 Courtney, Charles	69	69	75	68	281	635.17
T35 Ulozas, Tom	66	71	70	74	281	635.16
T35 Barbarossa, Bob	66	70	76	69	281	635.17
T35 Marad, Dave	70	68	70	73	281	635.16
T35 Wolff, Randy	70	71	70	70	281	635.17
T41 Barber, Dave	67	72	71	72	282	433.33
T41 Botts, Rafe	71	67	73	71	282	433.34
T41 Cerrudo, Ron	72	69	71	70	282	433.34
T41 Douglass, Dale	70	69	70	73	282	433.33
T41 Mahaffey, John	71	67	71	73	282	433.33
T41 Olson, Doug	72	68	70	72	282	433.33
T47 Iverson, Don	69	71	68	75	283	273.48
T47 Jamieson, Jim	69	71	70	73	283	273.48
T47 Reid, Steve	70	69	72	72	283	273.48
T47 Schroeder, John	70	70	74	69	283	273.48
T47 Stranahan, Dick	68	72	72	71	283	273.48
T52 Fezler, Forrest	71	68	72	73	284	217.39
T52 Nevil, Dwight	68	73	71	72	284	217.39
T52 Reasor, Mike	72	68	73	71	284	217.40
T52 Roesink, Martin	70	70	72	72	284	217.39
T52 Lewis Jr., Bob	70	70	73	71	284	217.40
T52 Ellisworth, Ken	71	68	73	72	284	217.39
T52 Lotz, John	69	68	72	75	284	217.39
T52 Spang, Mike	67	70	73	74	284	217.39
T60 Zender, Bob	72	68	74	71	285	217.39
T60 Kaser, Monty	71	70	70	74	285	217.39
T60 Thorpe, Chuck	67	73	71	74	285	217.39
63 Menne, Bob	68	72	72	74	286	217.39
T64 Wynn, Mike	75	66	69	77	287	217.39
T64 Hooper, Herb	71	68	77	71	287	217.39
T64 Smith, Earl	69	71	72	75	287	217.39
T67 Gentile, John	71	69	74	74	288	217.39
T67 Wall, Art	70	69	74	75	288	217.39
T67 Bourne, Bob	67	73	75	73	288	217.39
T67 Voss, Jeff	69	70	74	75	288	217.39
71 Eastwood, Bob	71	70	75	73	289	217.39
72 Finger, Sherman	70	71	72	77	290	217.39
73 Comstock, Byron	70	71	73	78	292	217.39

1971 GREATER HARTFORD OPEN

September 6-9, 1971

\$110,000 Purse

Champion: George Archer | Sudden Death Playoff

LEADERS:

First Round: Joel Goldstrand posted 8-under-par 63 for a two-stroke lead over Jack Ewing, Johnny Miller, J.C. Snead and Dave Stockton.

Second Round: Ewing moved to 10-under 132, two shots clear of George Archer, Al Geiberger, Hubert Green, Herb Hooper, Rick Rhoads, Snead and Stockton.

Third Round: Dave Hill and Snead shared the lead at 12-under-par 201, one shot ahead of Archer, Deane Beman, Ewing, Lou Graham, Fred Marti and Stockton.

Cut: 88 players at 1-under 141 from a field of 91.



Player	1R	2R	3R	4R	Total	Money
1 Archer, George	68	66	68	66	268	\$22,000.00
T2 Graham, Lou	68	67	67	66	268	10,175.00
T2 Snead, J.C.	65	69	67	67	268	10,175.00
T4 Beman, Deane	66	69	67	68	270	4,290.00
T4 Green, Hubert	66	68	70	66	270	4,290.00
T4 Stockton, Dave	65	69	68	68	270	4,290.00
T4 Ewing, Jack	65	67	70	68	270	4,290.00
T8 Brewer, Gay	71	67	65	68	271	2,988.33
T8 Sikes, R.H.	68	70	66	67	271	2,988.33
T8 Weiskopf, Tom	69	68	69	65	271	2,988.34
T11 Lotz, Dick	66	69	69	68	272	2,310.00
T11 Marti, Fred	66	69	67	70	272	2,310.00
T11 Rodgers, Phil	69	70	66	67	272	2,310.00
T14 Geiberger, Al	68	66	70	69	273	1,760.00
T14 Goalby, Bob	70	66	69	68	273	1,760.00
T14 Hill, Dave	70	65	66	72	273	1,760.00
T14 Nichols, Bobby	68	68	68	69	273	1,760.00
T14 Shaw, Tom	68	71	65	69	273	1,760.00
T19 Harris, Labron	71	69	67	67	274	1,285.00
T19 Jones, Grier	68	69	68	69	274	1,285.00
T19 Sifford, Curtis	67	70	68	69	274	1,285.00
T19 Hooper, Herb	68	66	70	70	274	1,285.00
23 Henry, Bunky	66	70	72	67	275	1,034.00
24 Vollmer, Wayne	69	69	68	70	276	968.00
T25 Cerrudo, Ron	67	70	71	69	277	830.50
T25 Harney, Paul	66	71	72	68	277	830.50
T25 Hiskey, Babe	74	67	67	69	277	830.50
T25 Marr, Dave	68	69	69	71	277	830.50
T25 Rhyann, Dick	69	67	71	70	277	830.50
T25 Lewis Jr., Bob	70	68	69	70	277	830.50
T31 Aaron, Tommy	71	70	68	68	277	592.00
T31 Iverson, Don	70	71	69	68	278	592.00
T31 Jones, Gordon	66	70	73	69	278	592.00
T31 McLendon, Mac	67	74	69	68	278	592.00
T31 Miller, Johnny	65	70	72	71	278	592.00
T31 Murphy, Bob	71	67	71	69	278	592.00
T31 Nevil, Dwight	67	70	72	69	278	592.00
T31 Rhoads, Rick	66	68	73	71	278	592.00
T31 Sanudo, Cesar	67	69	69	73	278	592.00
T31 Baker, Ralph	68	69	71	70	278	592.00
T31 Goldstrand, Joel	63	77	68	70	278	592.00
T42 Blancas, Homero	69	67	68	75	279	352.00
T42 Irwin, Hale	68	67	71	73	279	352.00
T42 Jamieson, Jim	72	65	69	73	279	352.00
T42 Mitchell, Bobby	73	68	70	68	279	352.00
T42 Sanders, Doug	71	69	69	70	279	352.00
T42 Still, Ken	70	69	71	69	279	352.00
T48 Brown, Pete	66	69	74	71	280	157.86
T48 Colbert, Jim	69	69	69	73	280	157.86
T48 Crawford, Richard	72	69	67	72	280	157.86
T48 Hill, Mike	68	72	68	72	280	157.86
T48 Refram, Dean	69	72	70	69	280	157.86
T48 Wiechers, Jim	69	71	70	70	280	157.86
T48 Ziegler, Larry	72	68	72	68	280	157.86
T48 Johnston, Ralph	68	71	71	70	280	157.00
T48 Yates, Wayne	71	67	71	71	280	157.00
T57 Wynn, Bob	67	71	70	73	281	115.79
T57 Reif, Ron	68	72	67	74	281	115.00
T57 Smith, Dick	73	68	69	71	281	115.00
T57 Lotz, John	69	70	72	70	281	115.00
T61 Bies, Don	69	70	70	73	282	115.79
T61 Cole, Bobby	71	69	69	73	282	115.79
T61 Smith, Bob E.	69	71	72	70	282	115.79
T61 Moran, Paul	69	67	71	75	282	115.79
T61 Boutell, George	70	68	75	69	282	115.79
T66 Douglass, Dale	69	68	72	74	283	115.79
T66 Massengale, Rik	67	71	73	72	283	115.79
T66 Schroeder, John	70	71	70	72	283	115.79
T66 Weaver, DeWitt	72	68	71	72	283	115.79
T66 Greene, Bert	70	71	71	71	283	115.79
T66 Olson, Doug	69	72	71	71	283	115.00
T72 Rodriguez, Chi Chi	71	70	75	68	284	115.79
T72 Porter, Joe	67	68	71	78	284	115.00
T72 Gibbs, Phil	69	72	73	70	284	115.00
T75 Elder, Lee	70	71	74	70	285	115.79
T75 Erickson, Bob	68	70	74	73	285	115.00
T75 Barbarossa, Bob	68	70	71	76	285	115.00
T78 Curl, Rod	70	68	74	74	286	115.79
T78 Garrett, Bill	67	72	73	74	286	115.79
T78 Petri, Randy	72	68	74	72	286	115.00
81 Randall, Ross	71	70	74	72	287	115.00
T82 Dent, Jim	72	69	74	73	288	115.79
T82 Lister, John	70	71	70	77	288	115.79
T82 Wall, Art	72	68	74	74	288	115.79
T85 Underwood, Hal	72	69	77	72	290	115.00
T85 Sanderson, Tom	69	72	74	75	290	115.00
87 Pace, Roy	69	72	75	76	292	115.78
88 Meade, Linden	72	69	79	77	297	115.00

1970 GREATER HARTFORD OPEN

September 8-11, 1970

\$100,000 Purse

Champion: Bob Murphy

LEADERS:

First Round: Pete Brown, Jim Colbert, Paul Moran and Bob Murphy notched 5-under-par 66 and led six players by one stroke.

Second Round: Murphy moved to 10-under 132, one ahead of Jim Grant and two ahead of Don Bies.

Third Round: Murphy sat at 15-under 198, four strokes ahead of Steve Oppermann. Jim Grant and Paul Harney trailed by six.

Cut: 73 players at even-par 142 from a field of 81

Player	1R	2R	3R	4R	Total	Money
1 Murphy, Bob	66	66	66	69	267	\$20,000.00
2 Harney, Paul	70	65	69	67	271	11,400.00
3 Weiskopf, Tom	69	66	70			

TOURNAMENT RESULTS

1968 GREATER HARTFORD OPEN

September 5-8, 1968

\$100,000 Purse

Champion: Billy Casper

LEADERS:

First Round: Bruce Crampton recorded a 6-under 65 to lead Al Balding, Ron Cerrudo, Billy Maxwell, Mason Rudolph and Ken Still by two shots.

Second Round: Crampton moved to 10-under 132, one shot clear of Al Balding and Billy Casper. Raymond Floyd, J.C. Goosie, Bobby Mitchell and Dave Stockton were four shots back.

Third Round: Casper sat at 13-under 200, two shots ahead of Crampton. Stockton and Floyd were three and four shots behind respectively.

Cut: No Cut.



Player	1R	2R	3R	4R	Total	Money
1 Casper, Billy	68	65	67	66	266	\$20,000.00
2 Crampton, Bruce	65	67	70	67	269	12,000.00
3 Floyd, Raymond	69	67	68	67	271	75,000.00
4 Stockton, Dave	68	68	67	71	274	5,000.00
T5 Rudolph, Mason	67	70	70	68	275	4,050.00
T5 Still, Ken	67	71	67	70	275	4,050.00
T7 Johnson, Howie	68	69	70	69	276	2,975.00
T7 Marr, Dave	68	71	67	70	276	2,975.00
T7 Smith, Bob E.	69	71	70	66	276	2,975.00
T7 Montgomery, Jack	72	67	69	68	276	2,975.00
T11 Nichols, Bobby	72	70	70	65	277	2,200.00
T11 Thompson, Rocky	68	69	69	71	277	2,200.00
T11 McGowan, Jack	69	68	72	68	277	2,200.00
T14 Fetchick, Mike	69	70	73	66	278	1,800.00
T14 Goosie, J.C.	70	66	72	70	278	1,800.00
T14 Boynton, Frank	71	71	71	65	278	1,800.00
T17 Cole, Bobby	69	71	68	71	279	1,300.00
T17 Henning, Harold	69	68	72	70	279	1,300.00
T17 Lunn, Bob	70	69	73	67	279	1,300.00
T17 Mitchell, Bobby	68	68	71	72	279	1,300.00
T17 Pott, Johnny	69	68	73	69	279	1,300.00
T17 Sifford, Charles	70	72	66	71	279	1,300.00
T17 Yates, Wayne	70	69	68	72	279	1,300.00
T24 Balding, Al	67	66	76	71	280	816.66
T24 Cerrudo, Ron	67	72	72	69	280	816.66
T24 Douglass, Dale	70	69	72	69	280	816.66
T24 Rodgers, Phil	70	70	71	69	280	816.66
T24 Verwey, Bob	70	69	71	70	280	816.66
T24 Ellis, Wes	69	71	72	68	280	816.66
T30 Colbert, Jim	75	67	68	71	281	675.00
T30 Harney, Paul	70	71	70	70	281	675.00
T30 Sikes, R.H.	72	70	66	73	281	675.00
T30 Funseth, Rod	70	70	70	71	281	675.00
T30 Horn, Rod	72	68	70	71	281	675.00
T35 Blancas, Homero	73	69	71	69	282	562.50
T35 Devlin, Bruce	69	72	71	70	282	562.50
T35 Hebert, Jay	70	70	70	72	282	562.50
T35 Maxwell, Billy	67	73	72	70	282	562.50
T39 Lotz, Dick	71	70	69	73	283	471.66
T39 Wiechers, Jim	74	68	71	70	283	471.66
T39 Thompson, Alvie	70	67	71	75	283	471.66
42 Nagle, Kel	71	70	69	74	284	400.00
T43 Crawford, Richard	70	69	74	72	285	171.67
T43 Grant, Jim	73	68	71	73	285	171.67
T43 Langley, Jim	71	68	71	75	285	171.67
T43 McBee, Rives	72	70	73	70	285	171.67
T43 Reid, Steve	71	69	74	71	285	171.67
T43 Royer, Hugh	71	71	72	71	285	171.67
T43 Pace, Roy	70	73	72	70	285	171.67
T43 Greene, Bert	71	72	70	72	285	171.67
T43 Fulton, Ken	70	73	73	69	285	171.67
T43 Wilcox, Terry	70	70	71	74	285	171.67
T43 Lotz, John	69	72	75	69	285	171.67
T43 Riegel, Skee	68	70	72	75	285	171.66
T55 Dill, Terry	73	70	73	70	286	0
T55 Rodriguez, Chi Chi	70	71	74	71	286	0
T55 Coon, Ross	71	71	75	69	286	0
T55 Houts, Charles	73	68	73	72	286	0
T59 Henry, Bunky	70	72	74	71	287	0
T59 McLendon, Mac	68	71	72	76	287	0
T59 Stranahan, Dick	70	72	75	70	287	0
T59 Abbott, Jerry	73	69	75	70	287	0
T63 Ford, Doug	70	71	72	75	288	0
T63 Brown, Cliff	70	70	73	75	288	0
65 Spray, Steve	72	67	78	73	290	0
66 Shankland, Craig	71	72	77	71	291	0
67 Mowry, Larry	72	71	72	77	292	0
68 Legrange, Cobie	70	72	77	74	293	0

1967 GREATER HARTFORD OPEN

August 17-20, 1967

\$100,000 Purse

Champion: Charles Sifford

LEADERS:

First Round: Gary Player recorded a 6-under 65 to lead Terry Dill by one shot and Bob Lunn and Lee Trevino by two.

Second Round: Dave Hill at 9-under 133 led Dill and Player by one stroke and Doug Ford by two strokes.

Third Round: Dill sat at 10-under 203, one shot ahead of Ford, Hill, Dave Marr, Dan Sikes and Dudley Wysong.

Cut: No Cut.



Player	1R	2R	3R	4R	Total	Money
1 Sifford, Charles	69	70	69	64	272	\$20,000.00
2 Oppermann, Steve	70	67	69	67	273	12,000.00
T3 Floyd, Raymond	68	70	68	68	274	5,150.00
T3 Ford, Doug	68	67	69	70	274	5,150.00
T3 Player, Gary	65	69	71	69	274	5,150.00
T3 Sikes, Dan	72	65	67	70	274	5,150.00
T7 Beard, Frank	68	69	69	69	275	3,100.00
T7 Dill, Terry	66	68	69	72	275	3,100.00
T7 Nagle, Kel	69	68	70	68	275	3,100.00
T10 Balding, Al	71	69	69	67	276	2,150.00
T10 Cole, Bobby	70	68	70	68	276	2,150.00
T10 Geiberger, Al	71	70	68	67	276	2,150.00
T10 Hill, Dave	72	61	71	72	276	2,150.00
T10 Marr, Dave	69	68	67	72	276	2,150.00
T10 Trevino, Lee	67	69	72	68	276	2,150.00
T16 Weiskopf, Tom	71	69	69	68	277	1,600.00
T16 Wysong, Dudley	70	67	67	73	277	1,600.00
T16 Steelsmith, Jerry	68	70	70	69	277	1,600.00
T19 Henning, Harold	69	69	71	69	278	1,350.00
T19 Brown, Cliff	75	67	68	68	278	1,350.00
T21 Aaron, Tommy	69	71	72	67	279	953.57
T21 Coody, Charles	71	71	71	66	279	953.57
T21 Douglass, Dale	69	74	68	68	279	953.57
T21 Goalby, Bob	71	69	71	68	279	953.57
T21 Harney, Paul	71	68	70	70	279	953.57
T21 Marti, Fred	72	68	68	71	279	953.57
T21 Martindale, Bill	71	72	70	66	279	953.57
T28 Charles, Bob	71	68	73	68	280	737.50
T28 Littler, Gene	70	69	69	72	280	737.50
T28 Thompson, Rocky	71	69	70	70	280	737.50
T28 Zembriski, Walter	69	74	68	69	280	737.50
T32 Blancas, Homero	74	69	70	68	281	625.00
T32 Johnson, Howie	71	70	71	69	281	625.00
T32 Stockton, Dave	69	72	72	68	281	625.00
T32 Wall, Art	70	68	72	71	281	625.00
T32 Makalena, Ted	69	69	74	69	281	625.00
T37 Archer, George	69	72	70	71	282	512.50
T37 Hiskey, Babe	69	71	69	73	282	512.50
T37 Still, Ken	73	69	71	69	282	512.50
T37 Legrange, Cobie	69	72	71	70	282	512.50
T41 Grant, Jim	73	68	74	68	283	0
T41 Rudolph, Mason	73	69	69	72	283	400.00
T41 Baxter, Rex	68	71	73	71	283	400.00
T41 Ward, Lester	72	68	74	69	283	400.00
T45 Baird, Butch	71	71	71	71	284	300.00
T45 Mayer, Dick	70	72	70	72	284	300.00
T47 Botts, Rafe	72	71	74	68	285	220.00
T47 Mowry, Larry	68	75	72	70	285	220.00
T47 Yancey, Bert	72	69	73	71	285	220.00
T47 Toscano, Harry	70	73	74	68	285	220.00
T47 Verwey, Bob	71	70	74	70	285	220.00
T52 Eichelberger, Dave	69	70	76	71	286	0
T52 Lunn, Bob	67	76	70	73	286	0
T52 McBee, Rives	70	73	71	72	286	0
T52 Rodriguez, Chi Chi	69	71	72	74	286	0
T52 Ziegler, Larry	74	69	76	67	286	0
T52 Coon, Ross	74	69	71	72	286	0
T52 Funseth, Rod	69	71	74	72	286	0
T52 Bondeson, Paul	69	73	74	70	286	0
T52 Shave, Jr., Bob	74	69	72	71	286	0
T61 Crampton, Bruce	69	70	73	76	288	0
T61 Harris, Labron	69	74	72	73	288	0
T61 Martinez, Richard	73	68	76	71	288	0
T61 Schlee, John	72	69	69	78	288	0
T65 Petri, Randy	73	68	77	71	289	0
T65 Antonio, Jr., Alex	70	72	74	73	289	0
T67 Wilcox, Terry	74	67	73	76	290	0
T68 Refram, Dean	73	69	79	71	292	0
T68 Dolan, Jay	69	70	78	75	292	0
T70 Cleary, John	72	71	77	75	295	0
T70 Weber, Ron	68	74	79	74	295	0
72 Doss, Jackie	72	71	75	80	298	0

1966 INSURANCE CITY OPEN

August 18-21, 1966

\$100,000 Purse

Champion: Art Wall

LEADERS:

First Round: Homero Blancas, Wes Ellis and Art Wall shared the lead at 6-under 65 with Kel Nagle one shot back. Nine players were T5 at 4-under, two shots back.

Second Round: Wall moved to 13-under 129, one shot ahead of Ellis and three shots clear of Julius Boros.

Third Round: Ellis and Wall shared the lead at 15-under 198, four strokes clear of George Archer, Boros and Billy Casper. Ed Griffiths, Steve Oppermann were six strokes back at 9-under 204.

Cut: No Cut.

Player	1R	2R	3R	4R	Total	Money
1 Wall, Art	65	64	69	68	266	\$20,000.00
2 Ellis, Wes	65	65	68	70	268	12,000.00
T3 Archer, George	71	67	64	67	269	6,250.00
T3 Casper, Billy	69	69	64	67	269	6,250.00
5 Boros, Julius	67	65	70	68	270	4,300.00
T6 Grant, Jim	68	69	70	64	271	0
T6 Bondeson, Paul	69	68	68	66	271	3,800.00
8 Blancas, Homero	65	71	69	67	272	3,400.00
T9 Geiberger, Al	67	70	68	68	273	2,620.00
T9 Harney, Paul	68	67	71	67	273	2,620.00
T9 Rosburg, Bob	70	68	67	68	273	2,620.00
T9 Zarley, Kermit	69	70	66	68	273	2,620.00
T9 Nagle, Kel	66	72	70	65	273	2,620.00
T14 Hill, Dave	67	70	69	68	274	1,950.00
T14 Ragan, Dave	68	68	72	66	274	1,950.00
T16 Crampton, Bruce	69	65	75	66	275	1,550.00
T16 Goalby, Bob	69	71	68	67	275	1,550.00
T16 Littler, Gene	68	68	70	69	275	1,550.00
T16 Marr, Dave	69	67	70	69	275	1,550.00
T16 Maxwell, Billy	68	69	69	69	275	1,550.00
T16 Oppermann, Steve	71	69	64	71	275	1,550.00
T22 Collins, Bill	70	69	70	67	276	1,050.00
T22 January, Don	67	70	69	70	276	1,050.00
T22 Wysong, Dudley	72	64	70	70	276	1,050.00
T22 Dolan, Jay	68	68	70	70	276	1,050.00
T26 Nichols, Bobby	67	70	69	71	277	800.00
T26 Thomson, Peter	67	75	66	69	277	800.00

TOURNAMENT RESULTS

1964 INSURANCE CITY OPEN

July 23-26, 1964

\$50,000 Purse

Champion: Ken Venturi

LEADERS:

First Round: Al Geiberger opened with a 7-under 64, good for a two stroke advantage over Al Besselink, Jim Ferree, Jack Rule and Bert Yancey.

Second Round: Besselink, Yancey and Ken Venturi shared the lead at 9-under 133, one shot clear of Ferree and Geiberger.

Third Round: Besselink and Venturi shared the lead at 11-under 202, one shot ahead of Sam Carmichael and two shots ahead of Rule and Yancey.

Cut: No Cut

	1R	2R	3R	4R	Total	Money
1 Venturi, Ken	70	63	69	71	273	\$7,500.00
T2 Besselink, Al	66	67	69	72	274	3,400.00
T2 Grant, Jim	70	67	70	67	274	0.00
T2 Bondeson, Paul	72	68	69	65	274	3,400.00
T2 Carmichael, Sam	67	68	68	71	274	3,400.00
T6 Collins, Bill	69	69	67	70	275	2,450.00
T6 Yancey, Bert	66	67	71	71	275	2,450.00
T8 Casper, Billy	69	69	71	67	276	1,750.00
T8 Crawford, Richard	69	67	72	68	276	1,750.00
T8 Zarley, Kermit	71	72	68	65	276	1,750.00
T8 Edwards, Jerry	71	66	71	68	276	1,750.00
T12 Geiberger, Al	64	70	71	72	277	1,300.00
T12 Johnson, Howie	70	69	71	67	277	1,300.00
T12 Snead, Sam	69	68	72	68	277	1,300.00
T15 Aaron, Tommy	68	69	68	73	278	872.22
T15 Balding, Al	69	69	71	69	278	872.22
T15 Brown, Pete	68	69	72	69	278	872.22
T15 Ferree, Jim	66	68	74	70	278	872.22
T15 Hebert, Jay	71	68	69	70	278	872.22
T15 Mowry, Larry	72	68	73	65	278	872.23
T15 Beck, Larry	67	72	72	67	278	872.23
T15 Raymond, Lee	69	70	69	70	278	872.22
T15 Shave, Jr., Bob	68	71	68	71	278	872.22
T24 Hebert, Lionel	70	69	70	70	279	662.50
T24 Nichols, Bobby	70	70	69	70	279	662.50
T24 Rule, Jack	66	70	68	75	279	662.50
T24 Adamson, Bob	71	70	69	69	279	662.50
T28 Hawkins, Fred	68	68	72	72	280	562.50
T28 Wysong, Dudley	72	67	71	70	280	562.50
T28 Stranahan, Dick	69	69	70	72	280	562.50
T28 Pittman, Jerry	70	67	73	70	280	562.50
T32 Bayer, George	70	71	67	73	281	375.00
T32 Douglass, Dale	68	72	67	74	281	375.00
T32 Floyd, Raymond	69	67	74	71	281	375.00
T32 Rodriguez, Chi Chi	72	70	70	69	281	375.00
T32 Souchak, Mike	69	68	74	70	281	375.00
T32 Brown, Cliff	75	68	70	68	281	375.00
T32 Bruno, Bob	69	68	72	72	281	375.00
T32 Verwey, Bob	73	71	69	68	281	375.00
T32 Dadian, Archie	71	72	69	69	281	375.00
T32 Sullivan, Bud	67	69	73	72	281	375.00
T42 Ford, Doug	68	74	70	70	282	0.00
T42 Hiskey, Babe	72	69	69	72	282	0.00
T42 Sifford, Charles	70	71	71	70	282	0.00
T42 Weaver, Bert	71	72	70	69	282	0.00
T42 Baxter, Rex	71	73	63	75	282	0.00
T42 Steelsmith, Jerry	67	74	71	70	282	0.00
T42 Wharton, Frank	69	70	74	69	282	0.00
T42 Sikes, Dan	72	71	70	69	282	0.00
T42 Homenuik, Wilf	68	73	71	70	282	0.00
T42 La Clair, Huston	70	68	72	72	282	0.00
T42 Martindale, Bill	70	68	76	68	282	0.00
T53 Dolan, Jay	68	69	71	75	283	0.00
T53 Courville, Jerry	72	71	70	70	283	0.00
T55 Boros, Julius	69	71	71	73	284	0.00
T55 Ragan, Dave	67	74	71	72	284	0.00
T55 Bauer, Gary	69	72	72	71	284	0.00
T55 Dunn, Bill	71	73	68	72	284	0.00
59 McGowan, Jack	69	70	72	74	285	0.00
T60 Marti, Fred	70	70	74	72	286	0.00
T60 Wright, Jim	72	72	70	72	286	0.00
T60 Hooper, Herb	72	71	69	77	289	0.00
63 Wright, Bill	70	73	68	79	290	0.00



1963 INSURANCE CITY OPEN

August 15-18, 1963

\$40,000 Purse

Champion: Billy Casper

LEADERS:

First Round: Wes Ellis shot a 5-under 66 and led Billy Casper and Jerry Pittman by one and two shots respectively.

Second Round: Ellis remained in front at 9-under par 133, one stroke clear of George Bayer and two strokes clear of Casper, Lionel Hebert and Art Wall.

Third Round: Bayer stood alone at 12-under 201, two strokes in front of Hebert and three strokes in front of Ellis. Casper and Bo Wininger were five strokes off the pace.

Cut: No Cut.

	1R	2R	3R	4R	Total	Money
1 Casper, Billy	67	68	71	65	271	\$6,400.00
2 Bayer, George	69	65	67	71	272	3,600.00
3 Ellis, Wes	66	67	71	71	275	2,500.00
4 Ford, Doug	69	71	71	66	277	2,200.00
T5 Marr, Dave	69	69	70	70	278	1,675.00
T5 Nicklaus, Jack	73	67	67	71	278	1,675.00
T5 Wall, Art	69	66	73	70	278	1,675.00
T5 Wininger, Bo	72	65	69	72	278	1,675.00
9 Hebert, Lionel	69	66	68	76	279	1,400.00
T10 Hebert, Jay	69	70	73	68	280	1,250.00
T10 Wharton, Frank	70	68	73	69	280	1,250.00
T12 Boros, Julius	74	65	69	73	281	960.00
T12 Goalby, Bob	69	71	68	73	281	960.00
T12 Pott, Johnny	73	69	70	69	281	960.00
T12 Rodriguez, Chi Chi	72	68	73	68	281	960.00
T12 Sifford, Charles	70	75	69	67	281	960.00
17 Dolan, Jay	72	71	71	68	282	800.00
T18 Venturi, Ken	73	68	68	74	283	725.00
T18 Rule, Jack	72	71	72	68	283	725.00
20 Pittman, Jerry	68	69	72	75	284	650.00
T21 Fleck, Jack	72	71	73	69	285	532.00
T21 Geiberger, Al	72	68	75	70	285	532.00
T21 Hill, Dave	70	70	75	70	285	532.00
T21 Lema, Tony	69	69	72	75	285	532.00
T21 McGowan, Jack	72	71	72	70	285	532.00
T26 Fairfield, Don	71	71	72	72	286	365.00
T26 Glover, Randy	69	72	74	71	286	365.00
T26 Grant, Jim	70	71	75	70	286	0.00
T26 Steelsmith, Jerry	70	71	71	74	286	365.00
T26 Cassia, Jim	75	65	74	72	286	365.00
T26 Dunk, Billy	74	68	69	75	286	365.00
T26 Homa, Mike	69	74	74	69	286	365.00
T33 Aaron, Tommy	74	68	72	73	287	182.22
T33 Kroll, Ted	73	72	71	71	287	182.23
T33 Maxwell, Billy	72	71	73	71	287	182.22
T33 Still, Ken	70	70	73	74	287	182.22
T33 Campbell, Joe	73	70	71	73	287	182.22
T33 Ginsberg, Roger	70	76	70	71	287	182.22
T33 Lichardus, Babe	70	72	70	75	287	182.22
T33 Cavanaugh, Gil	75	68	75	69	287	182.23
T33 Kneece, Harold	72	70	73	72	287	182.22
T42 Crampton, Bruce	71	67	74	76	288	85.00
T42 Ferree, Jim	71	66	76	75	288	85.00
T42 Monroe, Lloyd	75	71	71	71	288	0.00
T42 Siderowf, Dick	73	72	72	71	288	0.00
T42 Baxter, Rex	71	73	73	71	288	85.00
T42 Miartuz, Chico	74	71	73	70	288	85.00
T42 Hart, Jim	75	70	71	72	288	85.00
T42 Shave, Jr., Bob	72	69	74	73	288	85.00
T50 Turnesa, Jim	70	74	72	73	289	0.00
T50 King, Claude	72	71	72	74	289	0.00
T50 Parson, Don	72	68	77	72	289	0.00
T53 Cleary, John	73	71	73	73	290	0.00
T53 Batdorff, Bob	73	73	72	72	290	0.00
T55 Brown, Pete	70	74	73	74	291	0.00
T55 Kelley, Al	69	73	77	72	291	0.00
T55 Ezinicki, Bill	72	71	72	76	291	0.00
T55 Huckabs, Charles	70	70	77	74	291	0.00
T55 Krak, Mike	72	73	73	73	291	0.00
T55 Essig, Don	74	72	74	71	291	0.00
T55 Feminelli, Al	71	73	76	71	291	0.00
T62 Fuchs, Al	72	73	72	75	292	0.00
T62 Salvatore, Bill	69	73	78	72	292	0.00
T62 Staszowski, Frank	75	70	71	76	292	0.00
T65 Carr, Joe	76	69	76	72	293	0.00
T65 Mosel, Stan	72	70	76	75	293	0.00
T65 Rubis, Ed	73	71	76	73	293	0.00
T68 Watson, Bob	74	71	73	76	294	0.00
T68 Sikes, Dan	71	71	77	75	294	0.00
70 Alvarez, Hector	72	72	75	76	295	0.00
T71 Kirkwood, Joe	73	71	77	75	296	0.00
T71 Emmons, Billy	71	72	76	77	296	0.00
T73 Barber, Miller	74	72	74	79	299	0.00
T73 Kuna, Ed	72	74	75	78	299	0.00



1962 INSURANCE CITY OPEN

August 2-5, 1962

\$35,000 Purse

Champion: Bob Goalby | Sudden Death Playoff

LEADERS:

First Round: Art Wall fired a 6-under 65, good for a one shot lead over Frank Boynton and Paul Harney. Six players were two shot back.

Second Round: Harney moved to 10-under 132 with his second consecutive 66 and a two shot lead over Julius Boros, Jack Burke, Jr., Gene Littler and Jerry Steelsmith.

Third Round: Wall at 12-under 201 led Harney and Steelsmith by two shots. Burke, Jr. and Bob Goalby were three shots back.

Cut: No Cut.

	1R	2R	3R	4R	Total	Money
1 Goalby, Bob	69	69	66	67	271	\$5,300.00
2 Wall, Art	65	70	66	70	271	3,400.00
T3 Boros, Julius	69	65	72	66	272	2,050.00
T3 Steelsmith, Jerry	67	67	69	69	272	2,050.00
T5 Harney, Paul	66	66	71	70	273	1,600.00
T5 Littler, Gene	68	66	71	68	273	1,600.00
7 Crampton, Bruce	70	67	68	69	274	1,400.00
8 Geiberger, Al	69	68	69	69	275	1,300.00
T9 Johnson, Howie	73	64	68	71	276	1,150.00
T9 Burke, Jr., Jack	70	64	70	72	276	1,150.00
T11 Balding, Al	70	68	71	69	278	975.00
T11 Brue, Bob	69	67	72	70	278	975.00
T13 Ferree, Jim	72	72	69	66	279	875.00
T13 Dunk, Billy	68	70	72	69	279	875.00
T15 Hebert, Lionel	67	72	71	70	280	740.00
T15 Kroll, Ted	71	68	72	69	280	740.00
T15 Boynton, Frank	66	73	73	68	280	740.00
T15 Wulff, Thomas	75	68	65	72	280	740.00
T19 Sifford, Charles	67	74	71	69	281	620.00
T19 Sikes, Dan	68	74	68	71	281	620.00
T21 Bayer, George	71	70	74	67	282	450.00
T21 Bolt, Tommy	67	70	74	71	282	450.00
T21 Ford, Doug	70	71	70	71	282	450.00
T21 Maxwell, Billy	70	69	68	75	282	450.00
T21 Ragan, Dave	70	69	70	73	282	450.00
T21 Rosburg, Bob	73	68	71	70	282	450.00
T21 Rule, Jack	69	72	69	72	282	450.00
T21 Kay, Bob	72	67	73	70	282	450.00
T21 Leffingwell, Fred	69	71	72	70	282	450.00
T30 McCallister						

TOURNAMENT RESULTS

1960 INSURANCE CITY OPEN

August 4-7, 1960

\$25,000 Purse

Champion: Arnold Palmer | **Sudden Death Playoff**

LEADERS:

First Round: Bob Rosburg fired a 6-under 65 to lead Don Fairfield and Dick Knight by two shots. Dow Finsterwald, Doug Ford and Dave Ragan were two shots back.

Second Round: Knight moved to 9-under 133, one shot clear of Finsterwald and Fleck and two shots in front of Bill Collins, Lionel Hebert and Ken Venturi.

Third Round: Fleck at 14-under 199 led Collins and Fred Hawkins by two and three shots respectively. Venturi and Wes Ellis were four shots back at 10-under 203.

Cut: No Cut



1959 INSURANCE CITY OPEN

June 30-July 3 1959

\$25,000 Purse

Champion: Gene Littler


LEADERS:

First Round: Gene Littler fired a 7-under 64 to lead Wes Ellis by two shots. Al Besselink and Fred Hawkins were three shots back and six players were four shots back.

Second Round: Littler moved to 12-under 130 and increased his lead to five shots over Bruce Crampton, and Bob Goalby.

Third Round: Littler moved to 11-under 202 but maintained a two-stroke lead over Tom Nieporte and four strokes over Goalby. Five players were tied five shots back.

Cut: No Cut.



1958 INSURANCE CITY OPEN

June 30-July 3 1958

\$25,000 Purse

Champion: Jack Burke, Jr.

LEADERS:

First Round: Jack Burke, Jr. and Charles Sifford opened with 8-under 63s. George Bayer, Doug Ford and Marty Furgol were two shots back.

Second Round: Burke, Jr. moved to 12-under 130, opening up a four-shot lead over Bayer, Dow Finsterwald and Arnold Palmer.

Third Round: Buke, Jr. moved to 14-under par and maintained a three-shot lead over Art Wall. Wes Ellis and Finsterwald were four shots off the pace.

Cut: No Cut.



1957 INSURANCE CITY OPEN

August 30-September 2, 1957

\$20,000 Purse

Champion: Gardner Dickinson

LEADERS:

First Round: Bob Crowley, Gardner Dickinson and Ed Whalley opened with 5-under 66s and led George Bayer, Bill Nary, Arnold Palmer and Art Wall by one stroke.

Second Round: Crowley at 9-under 133 led Dickinson, Wall and Whalley by one shot. Nary and Palmer were two shots back at 7-under 135.

Third Round: Crowley at 13-under 200 led Dickinson and Palmer by two shots. Doug Ford was three shots back.

Cut: No Cut.



	Player	1R	2R	3R	4R	Total	Money
1	Palmer, Arnold	70	68	66	66	270	\$3,500.00
T2	Collins, Bill	70	65	66	69	270	2,050.00
T2	Fleck, Jack	69	65	65	71	270	2,050.00
4	Venturi, Ken	69	66	68	70	273	1,500.00
T5	Hawkins, Fred	69	70	63	72	274	1,250.00
T5	Hebert, Lionel	69	66	70	69	274	1,250.00
T7	Finsterwald, Dow	67	67	70	73	277	987.50
T7	Ford, Doug	67	69	72	69	277	987.50
T7	Harbert, Chick	71	69	70	67	277	987.50
T7	Ellis, Wes	70	70	63	74	277	987.50
T11	McCallister, Bob	70	69	67	72	278	825.00
T11	Waltman, Retief	68	69	69	72	278	825.00
T13	Dickinson, Gardner	69	72	68	70	279	700.00
T13	Rosburg, Bob	65	74	70	70	279	700.00
T13	Knight, Dick	66	67	74	72	279	700.00
T16	Besselink, Al	71	67	69	73	280	550.00
T16	Littler, Gene	69	70	67	74	280	550.00
T16	Weaver, Bert	69	71	70	70	280	550.00
T16	Vossler, Ernie	68	72	71	69	280	550.00
T20	Fairfield, Don	66	74	69	72	281	330.00
T20	Harney, Paul	69	68	69	75	281	330.00
T20	Hebert, Jay	70	72	69	70	281	330.00
T20	Nieporte, Tom	69	69	72	71	281	330.00
T20	Player, Gary	71	71	69	70	281	330.00
T20	Wall, Art	70	71	71	69	281	330.00
T20	Crowley, Bob	72	71	68	70	281	330.00
T27	Bayer, George	71	71	69	71	282	146.66
T27	Nichols, Bobby	76	69	70	67	282	146.66
T27	Rodriguez, Chi Chi	73	70	70	69	282	146.67
T27	Boynton, Frank	71	71	69	71	282	146.67
T27	Burke, Jr., Jack	68	72	70	72	282	146.66
T27	Lundahl, Dick	71	68	74	69	282	146.67
T33	Siderowf, Dick	71	72	69	71	283	0.00
T33	Stranahan, Frank	72	69	70	72	283	103.34
T33	Turnesa, Jim	71	72	68	72	283	103.33
T33	McMullen, John	70	71	68	74	283	103.33
T37	Jones, Gordon	71	70	69	74	284	0.00
T37	Still, Ken	70	71	74	69	284	0.00
T37	Eggers, Bill	70	70	72	72	284	0.00
T37	Beley, Frank	69	70	70	75	284	0.00
T41	Pott, Johnny	72	68	73	72	285	0.00
T41	Ragan, Dave	67	71	75	72	285	0.00
T41	Homa, Mike	72	73	70	70	285	0.00
T41	Shave, Jr., Bob	70	74	70	71	285	0.00
T45	Baird, Butch	75	68	69	74	286	0.00
T45	Rudolph, Mason	73	70	70	73	286	0.00
T45	Sifford, Charles	70	68	74	74	286	0.00
T45	Goetz, Bob	72	69	72	73	286	0.00
T45	Blanton, Bill	68	69	72	77	286	0.00
T45	Langert, Ed	74	71	70	71	286	0.00
T45	Milliet, Honald	70	71	72	73	286	0.00
T45	Sullivan, Bud	73	70	70	73	286	0.00
T53	Farmer, Paul	72	71	71	73	287	0.00
T53	Pittman, Jerry	71	73	69	74	287	0.00
T55	Botts, Rafe	71	76	68	73	288	0.00
T55	Lema, Tony	69	74	69	76	288	0.00
T55	Woodward, Len	70	73	70	75	288	0.00
T58	Brewer, Gay	72	66	72	79	289	0.00
T58	Leider, Charles	74	68	73	74	289	0.00
T58	Strafaci, Tom	72	73	69	75	289	0.00
T61	Stranahan, Dick	72	69	72	77	290	0.00
T61	Lafrancis, Bob	76	72	71	71	290	0.00
T63	Raymond, Lee	69	70	76	76	291	0.00
T64	Emmons, Billy	71	72	75	76	294	0.00
T64	Smith, Red	76	70	73	75	294	0.00
T66	Kline, John	74	75	75	72	296	0.00
T67	Weiss, Ted	74	73	76	78	301	0.00
T68	Williams, Jim	76	75	78	73	302	0.00
T68	Creed, Ed	79	72	75	76	302	0.00
T70	Grant, Jim	78	73	73	81	305	0.00

	Player	1R	2R	3R	4R	Total	Money
1	Littler, Gene	64	66	72	70	272	\$3,500.00
2	Nieporte, Tom	68	69	67	69	273	2,300.00
3	Ford, Doug	70	69	69	66	274	1,800.00
T4	Hawkins, Fred	67	69	71	69	276	1,400.00
T4	Burke, Jr., Jack	69	71	68	68	276	1,400.00
T6	Venturi, Ken	70	70	70	68	278	1,150.00
T6	Watson, Bob	72	67	70	69	278	1,150.00
T8	Goalby, Bob	68	67	71	73	279	950.00
T8	Palmer, Arnold	68	71	68	72	279	950.00
T8	Knight, Dick	70	74	66	69	279	950.00
T11	Besselink, Al	67	69	72	72	280	825.00
T11	Ellis, Wes	66	71	72	71	280	825.00
T13	Boros, Julius	69	68	70	74	281	725.00
T13	Rudolph, Mason	71	70	70	70	281	725.00
T15	McMullen, John	71	71	70	70	282	610.00
T15	Homa, Mike	69	68	70	75	282	610.00
T15	Magee, Jerry	69	74	70	69	282	610.00
T18	Crampton, Bruce	69	66	72	76	283	450.00
T18	Mayer, Dick	71	72	70	70	283	450.00
T18	Whitt, Don	69	69	73	72	283	450.00
T18	Bradley, Monte	71	70	71	71	283	450.00
T18	Sutton, Alex	71	67	74	71	283	450.00
T23	Hebert, Jay	71	73	70	70	284	290.00
T23	Siderowf, Dick	69	71	73	71	284	0.00
T23	Weaver, Bert	72	71	72	69	284	290.00
T23	Wettlaufer, Ward	71	70	68	75	284	0.00
T23	Beley, Frank	70	67	74	73	284	290.00
T28	Dickinson, Gardner	70	70	70	75	285	175.00
T28	Ragan, Dave	73	69	71	72	285	175.00
T28	Toski, Bob	72	71	71	71	285	175.00
T28	Inman, Walker	68	73	73	71	285	175.00
T32	Crowley, Bob	75	70	70	71	286	130.00
T32	Strafaci, Tom	71	72	71	72	286	130.00
T32	Waltman, Retief	76	66	76	68	286	130.00
T35	Finsterwald, Dow	73	69	71	74	287	44.29
T35	Harney, Paul	70	68	74	75	287	44.28
T35	Hebert, Lionel	69	71	72	75	287	44.28
T35	Wall, Art	68	71	72	76	287	44.28
T35	Ransom, Henry	71	72	71	73	287	44.29
T35	Rotar, Chuck	71	70	72	74	287	44.29
T35	Boros, Ernest	70	73	76	68	287	44.29
T42	Parker, Bill	73	71	71	73	288	0.00
T42	Reif, Ron	73	70	74	71	288	0.00
T42	Merrins, Eddie	72	72	70	74	288	0.00
T42	Stranahan, Frank	74	72	70	72	288	0.00
T42	Gronauer, Fred	69	68	76	75	288	0.00
T42	Lenczyk, Ted	73	73	70	72	288	0.00
T48	Fairfield, Don	74	69	75	71	289	0.00
T48	Bernardin, George	74	70	72	73	289	0.00
T48	Bisplinghoff, Don	72	73	72	72	289	0.00
T51	Sifford, Charles	72	73	72	73	290	0.00
T51	Galeski, John	70	75	69	76	290	0.00
T51	Kline, John	72	74	74	70	290	0.00
T51	Mitchell, Joe	74	74	69	73	290	0.00
T51	Rhodes, Ted	70	73	72	75	290	0.00
T56	Cleary, John	75	73	70	73	291	0.00
T56	Turnesa, Jim	71	72	71	77	291	0.00
T56	Annon, Fred	72	76	71	72	291	0.00
T56	Burke, Ed	71	71	73	76	291	0.00
T56	Cichon, Walter	75	72	72	72	291	0.00
T56	Larseingue, Wilfred	70	72	73	76	291	0.00
T62	Gustin, Jon	74	70	74	74	292	0.00
T62	Hoenig, Don	76	70	75	71	292	0.00
T64	Bayer, George	72	73	73	75	293	0.00
T64	Mazzarella, Pat	73	73	75	72	293	0.00
T66	McQuiston, Henry	73	70	76	75	294	0.00
T66	Creed, C. C.	73	72	73	76	294	0.00
T68	Levinson, John	75	73	75	72	295	0.00
T68	Staszowski, Frank	71	76	71	77	295	0.00
T70	Wise, Paul	73	75	74	75	297	0.00
T71	Hessemer, Pete	68	72	78	81	299	0.00
T72	Miner, Clem	74	72	73	81	300	0.00

	Player	1R	2R	3R	4R	Total	Money
1	Burke, Jr., Jack	63	67	69	69	268	3,500.00
T2	Finsterwald, Dow	68	66	69	68	271	2,050.00
T2	Wall, Art	67	70	65	69	271	2,050.00
4	Ellis, Wes	68	72	63	69	272	1,500.00

TOURNAMENT RESULTS

1956 INSURANCE CITY OPEN

June 28-July 1, 1956

\$20,000 Purse

Champion: Arnold Palmer | **Sudden Death Playoff**

LEADERS:

First Round: Ed Oliver and Arnold Palmer shared the lead with 5-under 66s with six players one shot back.

Second Round: Oliver and Palmer continued to share the lead, moving to 7-under 135 and maintaining a one-stroke advantage over Paul McGuire. Fred Hawkins, Gene Littler, Dick Mayer and Bob Rosburg were two shots back.

Third Round: Palmer at 10-under 203 led Mayer and Gardner Dickinson by one shot and Hawkins by two shots.

Cut: No Cut.



	Player	1R	2R	3R	4R	Total	Money
1	Palmer, Arnold	66	69	68	71	274	\$4,000.00
2	Kroll, Ted	71	69	67	67	274	2,200.00
T3	Fairfield, Don	69	77	63	66	275	1,116.67
T3	Hawkins, Fred	67	70	68	70	275	1,116.66
T3	Littler, Gene	68	69	69	69	275	1,116.66
T3	Sifford, Charles	69	70	68	68	275	1,116.67
T3	Vossler, Ernie	68	70	72	65	275	1,116.67
T3	Holscher, Bud	71	67	70	67	275	1,116.67
T9	Mayer, Dick	71	66	67	72	276	665.00
T9	Knight, John	70	71	68	67	276	665.00
11	Dickinson, Gardner	70	69	65	73	277	580.00
T12	Finsterwald, Dow	74	64	71	69	278	500.00
T12	Towns, Ken	67	71	69	71	278	500.00
T12	Oliver, Ed	66	69	72	71	278	500.00
T15	Casper, Billy	69	70	72	68	279	367.50
T15	Fetchick, Mike	69	70	72	68	279	367.50
T15	Wampler, Fred	73	69	69	68	279	367.50
T15	Blomquist, Ralph	72	67	68	72	279	367.50
T19	Gwin, Ted	70	73	66	71	280	280.00
T19	Homa, Mike	68	71	72	69	280	280.00
T21	Bolt, Tommy	69	71	70	71	281	230.00
T21	Ford, Doug	70	70	71	70	281	230.00
T21	McGuire, Paul	67	69	72	73	281	230.00
T24	Harney, Paul	67	72	70	73	282	160.00
T24	January, Don	72	66	72	72	282	160.00
T24	Toski, Bob	75	70	70	67	282	160.00
T24	Wininger, Bo	73	70	70	69	282	160.00
T28	Bayer, George	69	69	69	76	283	41.25
T28	Douglas, Dave	75	69	68	71	283	41.25
T28	Inman, Walker	70	70	74	69	283	41.25
T28	Ransom, Henry	70	71	70	72	283	41.25
T28	Rubis, Ed	67	72	73	71	283	0.00
T28	Burke, Jr., Jack	67	71	68	77	283	41.25
T28	Goggin, Willie	69	73	73	68	283	41.25
T28	Nary, Bill	70	69	72	72	283	41.25
T28	Rutkiewicz, Frank	71	71	69	72	283	41.25
T37	Besselink, Al	71	72	72	69	284	0.00
T37	Furgol, Marty	71	71	69	73	284	0.00
T37	Bernardin, George	71	71	71	71	284	0.00
T37	Krak, Mike	69	71	72	72	284	0.00
T37	Whitt, Don	72	72	69	71	284	0.00
T42	Maxwell, Billy	71	70	70	74	285	0.00
T42	Kesselring, Gerry	70	71	73	71	285	0.00
T44	Rosburg, Bob	70	67	71	78	286	0.00
T44	Cleary, John	69	74	68	75	286	0.00
T44	Duden, Bob	72	72	70	72	286	0.00
T44	Burke, Ed	71	73	71	71	286	0.00
T48	Brewer, Gay	72	71	72	72	287	0.00
T48	Hebert, Jay	71	68	71	77	287	0.00
T48	Doering, Art	70	75	72	70	287	0.00
T48	Cichon, Walter	68	73	77	69	287	0.00
T48	Grant, Bob	69	69	77	72	287	0.00
T48	Lenczyk, Ted	71	76	69	71	287	0.00
T54	Kay, Bob	75	71	72	70	288	0.00
T54	O'Leary, Paul	75	70	68	75	288	0.00
T54	Staszowski, Stan	72	69	72	75	288	0.00
T57	Hoenig, Don	75	70	71	73	289	0.00
T57	Smith, Kirk	70	75	71	73	289	0.00
T57	Staszowski, Frank	71	72	72	74	289	0.00
T60	Whedon, W. W.	75	72	70	73	290	0.00
T60	Zbikowski, Robert	72	75	71	72	290	0.00
T62	Bigham, George	71	72	72	76	291	0.00
T62	Booe, Billy	73	74	69	75	291	0.00
T62	Manero, Tony	73	71	71	76	291	0.00
T62	Mattson, Ronnie	74	72	69	76	291	0.00
66	Kringle, Ed	71	75	71	75	292	0.00
67	Hilinski, Stanley	70	72	75	76	293	0.00
T68	Addington, Don	71	72	72	79	294	0.00
T68	Doctor, Steve	70	72	73	79	294	0.00
T68	Gerardi, Ernie	74	72	74	74	294	0.00
T71	Bisdorf, Bill	74	72	72	77	295	0.00
T71	Lafrancis, Bob	68	75	74	78	295	0.00
T71	Thornton, Bill	73	74	72	76	295	0.00

1955 INSURANCE CITY OPEN

September 2-5, 1955

\$20,000 Purse

Champion: Sam Snead

LEADERS:

First Round: Sam Snead and Mike Souchak shared the lead at 5-under 66. Art Wall was one shot back and eight players were two shots back.

Second Round: Snead and Gerry Kesselring moved to 8-under 134, two shots ahead of Souchak and Ed Kringle. Doug Ford was three shots back.

Third Round: Snead led Kesselring by four at 13-under 200. Souchak and Fred Hawkins were seven shots back.

Cut: No Cut

	Player	1R	2R	3R	4R	Total	Money
1	Snead, Sam	66	68	66	69	269	\$4,000.00
T2	Hawkins, Fred	73	67	67	69	276	1,950.00
T2	Souchak, Mike	66	70	71	69	276	1,950.00
T4	Boros, Julius	70	72	67	69	278	1,150.00
T4	Kesselring, Gerry	68	66	70	74	278	1,150.00
T6	Littler, Gene	69	69	72	70	280	950.00
T6	Burke, Jr., Jack	68	71	73	68	280	950.00
8	Finsterwald, Dow	70	72	68	71	281	800.00
T9	Wall, Art	67	72	70	73	282	636.66
T9	Douglas, Dave	71	70	72	69	282	636.67
T9	Evans, Max	73	68	71	70	282	636.67
T12	Bolt, Tommy	69	70	71	73	283	500.00
T12	Furgol, Marty	71	70	71	71	283	500.00
T12	Markham, Bill	73	71	68	71	283	500.00
T15	Casper, Billy	70	68	77	69	284	338.34
T15	Dickinson, Gardner	72	69	72	71	284	338.33
T15	Fairfield, Don	71	73	67	73	284	338.33
T15	Wampler, Fred	74	73	68	69	284	338.34
T15	Homa, Mike	72	73	69	70	284	338.33
T15	Kay, Bob	68	71	74	71	284	338.33
T21	Barber, Jerry	71	72	70	72	285	220.00
T21	Kroll, Ted	68	73	72	72	285	220.00
T21	Harper, Chandler	72	71	68	74	285	220.00
T21	Snow, Ansel	73	72	68	72	285	220.00
T25	Sifford, Charles	71	72	74	69	286	150.00
T25	Ulrich, Wally	75	70	73	68	286	150.00
T25	Turnesa, Jim	73	73	73	67	286	150.00
T28	Collins, Bill	71	76	66	74	287	82.50
T28	Fetchick, Mike	68	76	72	71	287	82.50
T28	Ellis, Wes	73	73	69	72	287	82.50
T28	Weaver, Buddy	71	73	70	73	287	82.50
T32	Biagetti, Leo	68	72	74	74	288	0.00
T32	Doctor, Steve	70	71	72	75	288	0.00
T34	Ford, Doug	71	66	75	77	289	0.00
T34	Mengert, Al	70	72	74	73	289	0.00
T34	Watson, Bob	71	74	72	72	289	0.00
T34	Rhodes, Ted	70	75	73	71	289	0.00
T39	Stranahan, Frank	71	76	74	69	290	0.00
T39	Annon, Fred	69	75	73	73	290	0.00
T39	Labutis, Al	73	73	70	74	290	0.00
T42	Cleary, John	71	71	77	72	291	0.00
T42	Hoenig, Don	74	71	71	75	291	0.00
T42	Burke, Ed	71	71	74	75	291	0.00
T42	Galeski, John	71	76	72	72	291	0.00
T42	Nettelblatt, Harry	75	71	74	71	291	0.00
T42	Sanders, Monte	70	73	77	71	291	0.00
T48	Mayer, Dick	71	76	72	73	292	0.00
T48	Lenczyk, Ted	76	71	74	71	292	0.00
T50	Toski, Bob	71	73	77	72	293	0.00
T50	Nary, Bill	75	69	73	76	293	0.00
T50	O'Leary, Paul	73	74	71	75	293	0.00
T53	Reed, Buster	73	74	76	72	295	0.00
T53	Strafaci, Tom	71	75	76	73	295	0.00
T55	Clark, Jimmy	73	73	78	72	296	0.00
T55	Burke, Pete	74	73	76	73	296	0.00
T55	Glenn, Roy	74	73	74	75	296	0.00
T55	Resnick, Burton	72	72	77	75	296	0.00
59	Bigham, George	71	76	76	74	297	0.00
T60	Bishop, Ted	75	77	72	74	298	0.00
T60	Hackney, Alex	73	74	74	77	298	0.00
T62	Whitt, Don	71	76	74	78	299	0.00
T62	Cichon, Walter	72	74	80	73	299	0.00
64	Domian, Stanley	75	74	76	75	300	0.00
T65	Dietz, Mike	75	72	80	74	301	0.00
T65	McGuire, Paul	73	74	77	77	301	0.00
T67	Conlin, Bill	78	75	74	75	302	0.00
T67	Miller, Dave	79	75	75	73	302	0.00
T69	Lang, Ken	70	75	80	78	303	0.00
T69	McCue, Larry	73	74	76	80	303	0.00
T71	Mitchell, Joe	75	77	75	77	304	0.00
T71	Whedon, W. W.	75	73	80	76	304	0.00
73	Netcho, John	75	79	74	79	307	0.00
74	Kask, Fred	75	73	82	78	308	0.00
75	Kirkpatrick, Jim	75	79	76	79	309	0.00
76	Healey, Walter	77	76	80	79	312	0.00
77	Zaccagnino, Pete	80	75	83	78	316	0.00



1954 INSURANCE CITY OPEN

June 24-27, 1954

\$15,000 Purse

Champion: Tommy Bolt | **Sudden Death Playoff**

LEADERS:

First Round: Cary Middlecoff at 6-under 65 led Leo Biagetti and Earl Stewart by three shots.

Second Round: Tommy Bolt fired an 11-under 60 to move to 11-under par 130 and lead Middlecoff and Stewart by five shots.

Final Round: Bolt moved to 13-under 200 and led Ed Burke and Doug Ford by three shots.

Cut: No Cut.

	Player	1R	2R	3R	4R	Total	Money
1	Bolt, Tommy	71	60	69	71	271	\$2,400.00
2	Stewart, Earl	68	68	69	66	271	1,800.00
3	Boros, Julius	70	69	66	68	273	1,400.00
T4	Ford, Doug	70	67	66	72	275	1,000.00
T4	Furgol, Marty	71	69	66	69	275	1,000.00
T4	Hawkins, Fred	70	69	67	69	275	1,000.00
T7	Kroll, Ted	70	69	69	68	276	600.00

TOURNAMENT RESULTS

1952 INSURANCE CITY OPEN

August 29-September 1, 1952

\$15,000 Purse

Champion: Ted Kroll



LEADERS:

First Round: Skee Riegel and Art Wall shared the lead at 5-under 66, one shot ahead of Johnny Palmer.

Second Round: Riegel moved to 9-under 133, four shots clear of Bill Nary, Palmer, Bob Toski, Wally Ulrich and Wall.

Third Round: Riegel at 9-under 204 led Ted Kroll by two shots. Lawson Little, Ed Oliver and Earl Stewart were three shots behind.

	Player	1R	2R	3R	4R	Total	Money
1	Kroll, Ted	69	70	67	67	273	\$2,400.00
T2	Stewart, Earl	68	71	69	69	277	1,466.67
T2	Little, Lawson	68	72	68	69	277	1,466.66
T2	Riegel, Skee	66	67	71	73	277	1,466.67
5	Oliver, Ed	74	67	67	70	278	1,000.00
T6	Ford, Doug	71	70	71	68	280	750.00
T6	Palmer, Johnny	67	70	72	71	280	750.00
T8	Furgol, Marty	70	71	72	68	281	513.34
T8	Toski, Bob	69	68	73	71	281	513.33
T8	Wall, Art	66	71	72	72	281	513.33
T11	Boros, Julius	70	71	68	73	282	400.00
T11	Markham, Bill	68	70	71	73	282	0.00
13	Burke, Ed	73	69	71	70	283	360.00
T14	Clark, Jimmy	70	74	72	68	284	264.00
T14	Finsterwald, Dow	73	73	71	67	284	264.00
T14	Mayer, Dick	70	70	73	71	284	264.00
T14	Hoenig, Don	69	71	70	74	284	0.00
T14	Homa, Mike	70	68	73	73	284	264.00
T14	Zimmerman, Al	69	72	69	74	284	264.00
T20	Bolt, Tommy	72	70	70	73	285	205.00
T20	Turnesa, Jim	70	74	71	70	285	205.00
T20	Nary, Bill	70	67	74	74	285	205.00
T20	Nettelbladt, Harry	74	74	69	68	285	205.00
T24	Ulrich, Wally	68	69	73	76	286	165.00
T24	Duden, Bob	72	67	72	75	286	165.00
T24	Evans, Max	74	73	73	66	286	165.00
T24	Gerardi, Ernie	71	72	73	70	286	0.00
T24	Staszowski, Frank	73	72	72	69	286	165.00
T29	Haas, Fred	72	71	74	70	287	120.00
T29	Hawkins, Fred	73	77	70	67	287	120.00
T29	Gajda, Bob	70	74	69	74	287	120.00
T29	Ferrier, Jim	73	72	70	72	287	120.00
T29	Heckman, Buddy	69	72	72	74	287	120.00
T34	Biagetti, Leo	72	69	74	73	288	0.00
T34	Doctor, Steve	75	73	71	69	288	0.00
T34	Lomeli, Ralph	74	71	72	71	288	0.00
T37	Barber, Jerry	70	70	72	77	289	0.00
T37	Catropa, Ernest	71	75	74	69	289	0.00
T37	Grant, R. M.	75	70	73	71	289	0.00
T40	Armour, Tommy	72	71	73	74	290	0.00
T40	Strazza, Frank	72	72	74	72	290	0.00
T42	Kringle, Frank	75	74	71	71	291	0.00
T42	Snow, Ansel	74	71	72	74	291	0.00
44	Null, Johnny	73	75	68	76	292	0.00
T45	Ezinicki, Bill	75	72	71	75	293	0.00
T45	Fleming, Pete	72	70	80	71	293	0.00
T45	Mitchell, Joe	71	73	70	79	293	0.00
T45	Tereskiewicz, Joe	70	75	75	73	293	0.00
T45	Thompson, Jimmy	73	74	71	75	293	0.00
T50	Marusic, Milon	75	73	74	72	294	0.00
T50	Bucior, Frank	73	75	71	75	294	0.00
T50	Cichon, Walter	72	75	74	73	294	0.00
T50	Jones, III, Robert T.	74	73	73	74	294	0.00
T50	Martin, Iverson	75	73	71	75	294	0.00
55	Kay, Bob	72	75	74	74	295	0.00
T56	Mandly, John	71	78	75	73	297	0.00
T56	McGuire, Paul	71	79	76	71	297	0.00
T58	Mandly, Harold	71	78	74	76	299	0.00
T58	Pezzullo, Joe	73	76	76	74	299	0.00
T58	Winter, Alpheus	74	74	74	77	299	0.00
T61	Schappa, Bill	74	75	77	75	301	0.00
T61	Schappa, Bob	74	74	77	76	301	0.00
63	Mazzarella, Pat	75	74	75	78	302	0.00
64	Chizinski, Leo	76	73	79	75	303	0.00
65	Smith, Joel	71	77	79	81	308	0.00





INDIVIDUAL RESULTS

INDIVIDUAL RESULTS

AARON, TOMMY (69.81)

Year	1st	2nd	3rd	4th	Total	Finish	Money
1961	71	71	70	69	281	T30	\$106.25
1963	74	68	72	73	287	T33	182.22
1964	68	69	68	73	278	T15	872.22
1965	67	70	72	68	277	T8	2,050.00
1966	69	70	72	70	281	T51	33.34
1967	69	71	72	67	279	T21	953.57
1970	70	68	73	70	281	T42	286.67
1971	71	70	68	68	278	T31	592.00
1976	70	70	66	70	276	T18	2,730.00
1977	73	68	71	71	283	T70	105.00
1978	69	69	66	70	274	T22	1,715.00
1979	68	68	72	72	280	T39	1,140.00
1980	73	68			141	CUT	
1981	70	68	67	69	274	T47	807.00
						Total	\$11,573.27

ABBOTT, JERRY (70.88)

Year	1st	2nd	3rd	4th	Total	Finish	Money
1968	73	69	75	70	287	T59	
1969	67	71	73	69	280	T35	\$495.72
						Total	\$495.72

ACOSTA, JR., JOE (73.50)

Year	1st	2nd	3rd	4th	Total	Finish	Money
1995	75	73			148	CUT	
1996	75	71			146	CUT	
						Total	

ADAMONIS, BRAD (70.14)

Year	1st	2nd	3rd	4th	Total	Finish	Money
2007	75	70			145	CUT	
2008	64	68	68	67	267	T6	194,250.00
2009	73	71			144	CUT	
2010	69	69	70	72	280	T68	\$12,060.00
2015	72	74			146	CUT	
						Total	\$206,310.00

ADAMS, ADAM (73.00)

Year	1st	2nd	3rd	4th	Total	Finish	Money
1984	73	73			146	CUT	
2008	64	68	68	67	267	T6	\$194,250.00
						Total	\$194,250.00

ADAMS, BLAKE (68.75)

Year	1st	2nd	3rd	4th	Total	Finish	Money
2010	76	68			144	CUT	
2011	66	66	66	68	266	T9	\$156,000
2015	72	68			140	CUT	
						Total	\$156,000

ADAMS, JOHN (70.82)

Year	1st	2nd	3rd	4th	Total	Finish	Money
1980	70	75			145	CUT	
1981	73	75			148	CUT	
1982	66	66	72	69	273	T39	\$1,230.00
1983	72	66	65	68	271	T5	10,950.00
1984	70	72	72	70	284	T33	2,210.00
1985	74	69			143	CUT	
1986	70	69	69	70	278	T29	4,355.14
1987	74	69			143	CUT	
1988	68	71	69	71	279	T45	2,002.00
1989	71	70			141	CUT	
1990	68	70	76	70	284	T72	1,940.00
1991	71	65	72	70	278	T29	5,955.56
1992	70	81			151	CUT	
1993	77	66	77	78	298	80	1,800.00
						Total	\$30,442.70

ADAMS, SAM (70.50)

Year	1st	2nd	3rd	4th	Total	Finish	Money
1972	72	67	68	71	278	T18	\$1,351.87
1973	70	72			142	CUT	
1975	71	69	67	69	276	T23	1,725.00
1976	73	72			145	CUT	
1978	76	70			146	CUT	
						Total	\$3,076.87

ADAMSON, BOB (69.75)

Year	1st	2nd	3rd	4th	Total	Finish	Money
1964	71	70	69	69	279	T24	\$662.50
						Total	\$662.50

ADCOCK, MITCH (69.33)

Year	1st	2nd	3rd	4th	Total	Finish	Money
1978	71	65	65	72	273	T17	\$2,730.00
1990	68	68	70	68	274	T27	6,516.67
1992	71	71	71	72	285	T46	2,674.29
						Total	\$11,920.96

ADDINGTON, DON (73.50)

Year	1st	2nd	3rd	4th	Total	Finish	Money
1956	71	72	72	79	294	T68	
						Total	

AFFRONTI, JOE (70.67)

Year	1st	2nd	3rd	4th	Total	Finish	Money
2013	71	69	72		212	T77	\$11,407.00
						Total	\$11,407.00

AIKEN, THOMAS (70.50)

Year	1st	2nd	3rd	4th	Total	Finish	Money
2016	71	70			141	CUT	
						Total	

ALARCON, RAFAEL (70.67)

Year	1st	2nd	3rd	4th	Total	Finish	Money
1983	72	71			143	CUT	
1997	74	71	68	71	281	T61	\$3,210.00
						Total	\$3,210.00

ALBERTSON, ANDERS (71.50)

Year	1st	2nd	3rd	4th	Total	Finish	Money
2019	71	72			143	CUT	
						Total	

ALDRIDGE, TYLER (71.20)

Year	1st	2nd	3rd	4th	Total	Finish	Money
2009	69	66	78		213	T77	\$10,980.00
2016	71	72			143	CUT	
						Total	\$10,980.00

ALKER, STEVEN (70.66)

Year	1st	2nd	3rd	4th	Total	Finish	Money
2015	70	68	68	71	277	T60	\$13,888.00
2017	73	74			147	CUT	
						Total	\$13,888.00

ALLAN, STEVE (69.96)

Year	1st	2nd	3rd	4th	Total	Finish	Money
2001	72	72			144	CUT	
2002	66	73	67	70	276	T27	\$27,800.00
2003	71	68	72	75	286	T73	7,680.00
2004	71	71			142	CUT	
2005	70	68	68	67	273	T16	66,650.00
2007	66	75	67	67	275	T15	90,000.00
2008	68	72			140	CUT	
2009	74	71			145	CUT	
						Total	\$192,130.00

ALLEN, FULTON (70.10)

Year	1st	2nd	3rd	4th	Total	Finish	Money
1988	67	68	67	72	274	T14	\$11,900.00
1989	73	70			143	CUT	
1990	69	71			140	CUT	
1992	66	77			143	CUT	
1993	70	66	74	70	280	T20	10,833.33
1994	72	70			142	CUT	
1995	69	69	74	70	282	T59	2,592.00
1999	69	69	70	68	276	T46	6,587.50
2001	65	77			142	CUT	
2002	71	69	69	72	281	62	8,640.00
						Total	\$40,552.83

ALLEN, MICHAEL (70.38)

Year	1st	2nd	3rd	4th	Total	Finish	Money
1990	70	71			141	CUT	
1991	69	68	74	70	281	T52	\$2,345.00
1993	72	71	74	77	294	T78	1,830.00
1994	72	69	72	71	284	T55	2,700.00
1995	74	69			143	CUT	
2002	78	70			148	CUT	
2004	69	72	68	73	282	T61	8,946.00
2005	71	73			144	CUT	
2006	73	71			144	CUT	
2007	66	69	76	70	281	T46	15,810.00
2008	69	66	68	64	267	T6	194,250.00
2009	68	65	67	67	267	T14	\$105,000.00
2010	70	69			139	CUT	
						Total	\$330,881.00

ALLEN, RAS (70.67)

Year	1st	2nd	3rd	4th	Total	Finish	Money
1973	67	67	71	72	277	T50	\$470.00
1974	71	68	70	68	277	T20	1,928.57
1975	71	71	76	76	294	76	
						Total	\$2,398.57

ALLEN, ROBERT (72.00)

Year	1st	2nd	3rd	4th	Total	Finish	Money
1961	65	74	73	76	288	62	
						Total	

ALLENBY, ROBERT (70.50)

Year	1st	2nd	3rd	4th	Total	Finish	Money
1993	74	73			147	CUT	
1999	69	70	69	73	281	T62	\$5,275.00
2000	69	64	69	69	271	T14	49,000.00
2005	68	66	72	67	273	T16	66,650.00
2012	68	75			143	CUT	
2013	75	71			146	CUT	
2015	70	73			143	CUT	
2016	72	75			147	CUT	
						Total	\$120,925.00

ALLIN, BUD (71.75)

Year	1st	2nd	3rd	4th	Total	Finish	Money
1971	74	72			146	CUT	
1973	68	73			141	CUT	
						Total	

ALLRED, JASON (69.88)

Year	1st	2nd	3rd	4th	Total	Finish	Money
2005	70	71			141	CUT	
2008	68	67	68	73	276	T52	\$13,851.43
2014	72	70			142	CUT	
						Total	\$13,851.43

ALTGELT, STANTON (71.42)

INDIVIDUAL RESULTS

ARCHER, GEORGE (69.73)

Year	1st	2nd	3rd	4th	Total	Finish	Money
1965	72	71	72	67	282	T37	\$350.00
1966	71	67	64	67	269	T3	6,250.00
1967	69	72	70	71	282	T37	512.50
1969	71	76			147	CUT	
1970	68	70	71	75	284	T58	173.91
1971	68	66	68	66	268	1	22,000.00
1972	68	72	71	68	279	T26	906.50
1973	69	69	66	68	272	T23	1,653.33
1974	72	69	68	71	280	T44	660.00
1975	68	73	70	75	286	T69	152.50
1976	70	67	68	74	279	T26	1,491.00
1977	70	70	67	70	277	T31	1,165.50
1978	66	69	72	68	275	T31	1,191.00
1979	70	69	70	70	279	T35	1,511.25
1980	73	70			143	CUT	
1981	72	67	65	64	268	T8	8,400.00
1982	67	69	69	70	275	T47	770.57
1983	65	71	73	68	277	T30	1,706.66
1984	71	75			146	CUT	
1985	77	70			147	CUT	
1986	71	70	71	74	286	71	1,386.00
1987	68	75			143	CUT	
1988	70	66	67	69	272	T8	19,600.00
1989	72	69			141	CUT	
					Total		\$69,880.72

ARMOUR, RYAN (69.62)

Year	1st	2nd	3rd	4th	Total	Finish	Money
2007	67	74	68	73	282	T54	\$13,560.00
2008	69	74			143	CUT	
2015	68	71			139	CUT	
2017	71	74			145	CUT	
2018	67	71	70	70	278	T56	15,680.00
2019	64	71	71	73	279	T54	16,560.00
2020	67	66	68	64	265	T6	233,470.00
2021	70	64	72	73	279	T61	16,206.00
					Total		\$295,476.00

ARMOUR III, TOMMY (70.83)

Year	1st	2nd	3rd	4th	Total	Finish	Money
1982	70	70			140	CUT	
1988	69	66	68	73	276	T28	\$4,865.00
1989	71	69	70	72	282	T64	2,090.00
1990	71	69			140	CUT	
1992	70	70	78	69	287	T58	2,170.00
1993	75	74			149	CUT	
1995	71	68	69	70	278	T38	4,920.00
1996	71	70	79	70	290	T72	2,925.00
1997	70	68	72	70	280	T53	3,408.75
1998	73	70			143	CUT	
1999	67	67	75	70	279	T58	5,550.00
2000	66	69	68	70	273	T25	20,920.00
2001	75	71			146	CUT	
2002	70	69	68	75	282	T63	8,400.00
2003	71	73			144	CUT	
2005	77	73			150	CUT	
2007	72	72			144	CUT	
2008	69	64	65	65	263	T2	528,000.00
					Total		\$583,248.75

ARMOUR, TOMMY (72.50)

Year	1st	2nd	3rd	4th	Total	Finish	Money
1952	72	71	73	74	290	T40	
					Total		

ARMSTRONG, TY (69.75)

Year	1st	2nd	3rd	4th	Total	Finish	Money
1994	71	70	68	74	283	T51	\$2,862.00
1999	69	69	67	70	275	T41	9,250.00
					Total		\$12,112.00

ARMSTRONG, WALLY (70.30)

Year	1st	2nd	3rd	4th	Total	Finish	Money
1976	71	69	66	66	272	T5	\$7,271.25
1977	70	68	69	69	276	T25	1,585.50
1978	70	69	67	71	277	T43	735.00
1979	74	72			146	CUT	
1980	75	73			148	CUT	
1982	71	76			147	CUT	
1983	72	68			140	CUT	
					Total		\$9,591.75

ARNETTE, DEWEY (72.30)

Year	1st	2nd	3rd	4th	Total	Finish	Money
1987	70	71	73	73	287	T71	\$1,330.00
1988	71	74			145	CUT	
1989	75	71			146	CUT	
1990	69	76			145	CUT	
					Total		\$1,330.00

ARTHUR, PERRY (71.00)

Year	1st	2nd	3rd	4th	Total	Finish	Money
1982	70	68	66	69	273	T39	\$1,230.00
1987	71	69	75	76	291	83	1,218.00
1991	76	70			146	CUT	
					Total		\$2,448.00

ASHWORTH, BRUCE (72.00)

Year	1st	2nd	3rd	4th	Total	Finish	Money
1974	70	71	74	73	288	T70	\$150.00
					Total		\$150.00

ATKINS, MATT (70.00)

Year	1st	2nd	3rd	4th	Total	Finish	Money
2018	71	69			140	CUT	
					Total		

ATWAL, ARJUN (70.35)

Year	1st	2nd	3rd	4th	Total	Finish	Money
1996	74	75			149	CUT	
1999	72	69			141	CUT	
2002	74	72			146	CUT	
2004	68	72	70	64	274	T13	\$69,825.00
2006	72	71			143	CUT	
2007	68	71	74	64	277	T29	39,900.00
2010	71	67	69	72	279	T64	12,540.00
2011	68	69			137	CUT	
2012	71	68	70	74	283	T69	12,060.00
					Total		\$134,325.00

AUBREY, EMLYN (70.33)

Year	1st	2nd	3rd	4th	Total	Finish	Money
1990	69	68	71	72	280	T63	\$2,100.00
1991	74	69			143	CUT	
1992	73	71			144	CUT	
1995	66	72	68	68	274	T18	15,120.00
1997	72	71	67	70	280	T53	3,408.75
2000	73	72			145	CUT	
					Total		\$20,628.75

AUSTIN, WOODY (69.93)

Year	1st	2nd	3rd	4th	Total	Finish	Money
1996	68	74	74	70	286	T56	\$3,360.00
1997	76	72			148	CUT	
1998	68	73			141	CUT	
1999	70	69	69	67	275	T41	9,250.00
2001	69	71	70	70	280	T67	6,231.00
2002	79	74			153	CUT	
2004	68	70	66	66	270	1	756,000.00
2005	69	68	65	69	271	T9	116,100.00
2006	67	70	68	68	273	T5	154,550.00
2007	66	73	71	70	280	T43	21,000.00
2008	71	71			142	CUT	
2009	69	70			139	CUT	
2010	70	70			140	CUT	
2011	72	67			139	CUT	
					Total		\$1,066,491.00

AXLEY, ERIC (70.11)

Year	1st	2nd	3rd	4th	Total	Finish	Money
2006	71	72			143	CUT	
2007	67	70	69	70	276	T22	\$54,085.71
2008	69	76			145	CUT	
2009	74	68			142	CUT	
2014	64	67	71	73	275	T42	22,320.00
2015	68	70	70	73	281	T71	12,736.00
					Total		\$89,141.71

AYCOCK, TOMMY (71.25)

Year	1st	2nd	3rd	4th	Total	Finish	Money
1970	69	73	73	70	285	T62	\$173.91
					Total		\$173.91

AZINGER, PAUL (69.61)

Year	1st	2nd	3rd	4th	Total	Finish	Money
1982	74	68			142	CUT	
1984	70	79			149	CUT	
1985	70	70	71	68	279	T37	\$2,580.00
1986	67	70	66	69	272	T3	36,400.00
1987	69	65	63	72	269	1	126,000.00
1988	69	71	67	69	276	T28	4,865.00
1989	65	70	67	65	267	1	180,000.00
1990	68	68	68	68	272	T13	16,625.00
1992	68	75			143	CUT	
1993	75	77			152	CUT	
1995	67	70	66	70	273	T15	20,400.00
1996	69	74	72	70	285	T49	3,634.29
1997	72	73			145	CUT	
1998	66	72	68	71	277	T47	5,022.22
1999	72	67	65	68	272	T20	27,083.33
2001	70	64	69	67	270	T14	55,800.00
2002	68	74			142	CUT	
2003	71	73			144	CUT	
2005	73	65	69	70	277	T36	19,815.83
2006	71	72			143	CUT	
2007	72	73			145	CUT	
2009	68				68	DQ	
					Total		\$498,225.67

BADDELEY, AARON (69.77)

Year	1st	2nd	3rd	4th	Total	Finish	Money
2003	67	72	70	75	284	T68	\$8,080.00
2004	68	70	71	73	282	T61	8,946.00
2005	68	76			144	CUT	
2006	78	74			152	CUT	
2009	69	68	76		213	T77	10,980.00
2010	69	66	68	69	272	T27	40,800.00
2011	67	67	66	69	269	T24	46,425.00
2012	67	68	69	71	275	T37	24,000.00
2013	75	67			142	CUT	
2014	67	66	65	69	267	4	297,600.00

INDIVIDUAL RESULTS

BERNARDIN, GEORGE (71.50)

Year	1st	2nd	3rd	4th	Total	Finish	Money
1956	71	71	71	71	284	T37	
1957	68	71	68	73	280	T15	\$490.00
1958	71	70	74	76	291	T62	
1959	74	70	72	73	289	T48	
						Total	\$490.00

BERRY, JOHN (69.25)

Year	1st	2nd	3rd	4th	Total	Finish	Money
1965	67	72	73	65	277	T8	\$2,050.00
						Total	\$2,050.00

BERTONCINO, JIM (71.00)

Year	1st	2nd	3rd	4th	Total	Finish	Money
1981	70	74			144	CUT	
1982	73	67			140	CUT	
						Total	

BERTSCH, SHANE (70.65)

Year	1st	2nd	3rd	4th	Total	Finish	Money
1996	67	72	76	67	282	T30	\$8,914.29
1997	73	76			149	CUT	
2006	71	65	71	78	285	T68	8,844.00
2008	69	71			140	CUT	
2011	67	63	75	67	272	T43	\$18,840.00
2012	69	72			141	CUT	
2018	71	73			144	CUT	
						Total	\$36,598.29

BESS, SCOTT (72.00)

Year	1st	2nd	3rd	4th	Total	Finish	Money
1980	73	71			144	CUT	
						Total	

BESSELINK, AL (70.79)

Year	1st	2nd	3rd	4th	Total	Finish	Money
1952	79	71			150	W/D	
1954	74	72	73	66	285	T35	
1956	71	72	72	69	284	T37	
1959	67	69	72	72	280	T11	\$825.00
1960	71	67	69	73	280	T16	550.00
1964	66	67	69	72	274	T2	3,400.00
1965	74	72			146	CUT	
						Total	\$4,775.00

BETTENCOURT, MATT (70.25)

Year	1st	2nd	3rd	4th	Total	Finish	Money
2009	67	67	69	69	272	T34	\$28,400.00
2010	67	72			139	CUT	
2011	71	69			140	CUT	
2012	74	73			147	CUT	
2014	71	74			145	CUT	
						Total	\$28,400.00

BIAGETTI, LEO (71.45)

Year	1st	2nd	3rd	4th	Total	Finish	Money
1952	72	69	74	73	288	T34	
1953	75	70	70	66	281	T22	\$165.00
1954	68	74	78	73	293	63	
1955	68	72	74	74	288	T32	
1958	70	71	66	72	279	T20	350.00
						Total	\$515.00

BIANCALANA, ROY (70.17)

Year	1st	2nd	3rd	4th	Total	Finish	Money
1988	71	69	70	69	279	T45	\$2,002.00
1989	71	71			142	CUT	
						Total	\$2,002.00

BIERKAN, JOHN (79.50)

Year	1st	2nd	3rd	4th	Total	Finish	Money
2010	80	79			159	CUT	
						Total	

BIERSHENK, TOMMY (78.50)

Year	1st	2nd	3rd	4th	Total	Finish	Money
2012	82	75			157	CUT	
						Total	

BIES, DON (69.81)

Year	1st	2nd	3rd	4th	Total	Finish	Money
1969	68	71	71	67	277	T20	\$964.29
1970	68	66	73	73	280	T38	462.50
1971	69	70	70	73	282	T61	115.79
1973	66	67	70	64	267	T7	5,460.00
1974	67	69	71	69	276	T11	3,466.67
1975	65	66	67	69	267	1	40,000.00
1976	72	69	74	73	288	T70	157.50
1978	73	66	70	74	283	T71	
1979	70	70	69	66	275	T18	4,350.00
1980	71	71			142	CUT	
1981	70	69	71	74	284	T91	474.00
1982	68	69	68	74	279	T64	627.00
1983	68	72			140	CUT	
1984	71	74	71	74	290	T70	792.00
						Total	\$56,869.75

BIGHAM, GEORGE (73.50)

Year	1st	2nd	3rd	4th	Total	Finish	Money
1955	71	76	76	74	297	59	
1956	71	72	72	76	291	T62	
						Total	

BILLOWS, RAY (74.00)

Year	1st	2nd	3rd	4th	Total	Finish	Money
1954	72	76	73	75	296	66	
						Total	

BILODEAU, KYLE (77.00)

Year	1st	2nd	3rd	4th	Total	Finish	Money
2013	77	77			154	CUT	
2015	76	80			156	CUT	
						Total	

BISDORF, BILL (73.75)

Year	1st	2nd	3rd	4th	Total	Finish	Money
1956	74	72	72	77	295	T71	
						Total	

BISHOP, TED (72.64)

Year	1st	2nd	3rd	4th	Total	Finish	Money
1952	76	73			149	W/D	
1953	69	70	72	71	282	T28	
1954	75	69	72	72	288	T46	
1955	75	77	72	74	298	T60	
						Total	

BISPLINGHOFF, DON (71.38)

Year	1st	2nd	3rd	4th	Total	Finish	Money
1959	72	73	72	72	289	T48	
1961	70	67	71	74	282	T38	
						Total	

BJERREGAARD, LUCAS (69.50)

Year	1st	2nd	3rd	4th	Total	Finish	Money
2020	69	70			139	CUT	
						Total	

BJORNSTAD, HENRIK (71.50)

Year	1st	2nd	3rd	4th	Total	Finish	Money
2006	72	74			146	CUT	
2010	71	69			140	CUT	
						Total	

BLACK, DOUG (71.13)

Year	1st	2nd	3rd	4th	Total	Finish	Money
1980	67	71	77	71	286	T67	\$615.00
1981	71	69			140	CUT	
1982	72	71			143	CUT	
						Total	\$615.00

BLACK, RONNIE (70.50)

Year	1st	2nd	3rd	4th	Total	Finish	Money
1982	68	71	69	69	277	T60	\$657.00
1983	72	69			141	CUT	
1985	69	70	72	70	281	T45	1,756.80
1986	69	69	71	69	278	T29	4,355.15
1987	69	67	73	73	282	T43	2,184.00
1988	66	69	65	70	270	T4	30,800.00
1989	66	70	71	68	275	T17	12,222.22
1990	70	68	71	69	278	T53	2,304.00
1991	72	69	68	69	278	T29	5,955.56
1992	75				75	W/D	
1993	75	73			148	CUT	
1994	71	71			142	CUT	
1995	67		70	73	276	T28	8,160.00
1996	77	72			149	CUT	
1997	69	73	67	74	283	T68	3,000.00
1998	79				79	W/D	
2000	74	70			144	CUT	
2002	76	75			151	CUT	
						Total	\$71,394.73

BLACKBURN, MIKE (70.50)

Year	1st	2nd	3rd	4th	Total	Finish	Money
1988	69	70	72	71	282	T60	\$1,519.00
						Total	\$1,519.00

BLACKBURN, WOODY (71.05)

Year	1st	2nd	3rd	4th	Total	Finish	Money
1977	74	73			147	CUT	
1978	77	70			147	CUT	
1980	68	75			143	CUT	
1981	70	67	69	66	272	T29	\$1,826.25
1983	71	71			142	CUT	
1984	71	72	68	68	279	T11	8,480.00
1985	68	72	71	79	290	T64	1,266.00
1986	75	68			143	CUT	
						Total	\$11,572.25

BLACKMAR, PHIL (71.25)

Year	1st	2nd	3rd	4th	Total	Finish	Money
------	-----	-----	-----	-----	-------	--------	-------

INDIVIDUAL RESULTS

BONDESON, PAUL (70.00)

Year	1st	2nd	3rd	4th	Total	Finish	Money
1963	72	74			146	W/D	
1964	72	68	69	65	274	T2	\$3,400.00
1965	69	74	69	71	283	T46	220.00
1966	69	68	68	66	271	T6	3,800.00
1967	69	73	74	70	286	T52	
					Total		\$7,420.00

BOOE, BILLY (72.33)

Year	1st	2nd	3rd	4th	Total	Finish	Money
1956	73	74	69	75	291	T62	
1957	69	80	71	72	292	T50	
1958	70	73	69	73	285	T44	
					Total		

BOOKER, ERIC (72.00)

Year	1st	2nd	3rd	4th	Total	Finish	Money
1999	74	70			144	CUT	
					Total		

BOOKER, MIKE (70.00)

Year	1st	2nd	3rd	4th	Total	Finish	Money
1982	74	66			140	CUT	
					Total		

BOOROS, JIM (69.64)

Year	1st	2nd	3rd	4th	Total	Finish	Money
1977	68	69	74	66	277	T31	\$1,165.50
1982	69	66	68	72	275	T47	770.57
1983	71	71			142	CUT	
1984	68	74	72	67	281	T20	4,333.33
1988	68	71	68	74	281	T56	1,575.00
1989	73	69			142	CUT	
1990	66	69	66	71	272	T13	16,625.00
1991	72	67	72	69	280	T42	3,072.00
					Total		\$27,541.40

BORCHERT, MATTHEW (73.50)

Year	1st	2nd	3rd	4th	Total	Finish	Money
2009	72	75			147	CUT	
					Total		\$0.00

BORG, RICK (74.00)

Year	1st	2nd	3rd	4th	Total	Finish	Money
1981	72	74			146	CUT	
1982	72	78			150	CUT	
					Total		

BOROS, ERNEST (71.88)

Year	1st	2nd	3rd	4th	Total	Finish	Money
1959	70	73	76	68	287	T35	\$44.29
1962	69	74	70	75	288	T52	
					Total		\$44.29

BOROS, GUY (71.23)

Year	1st	2nd	3rd	4th	Total	Finish	Money
1994	69	71	72	72	284	T55	\$2,700.00
1995	68	70	64	70	272	T11	26,400.00
1996	73	70	75	71	289	T67	3,030.00
1997	73	80			153	CUT	
1998	70	68	70	70	278	T56	4,460.00
1999	74	74			148	CUT	
2004	69	74			143	CUT	
					Total		\$36,590.00

BOROS, JULIUS (69.52)

Year	1st	2nd	3rd	4th	Total	Finish	Money
1952	70	71	68	73	282	T11	\$400.00
1953	72	71	65	68	276	11	440.00
1954	70	69	66	68	273	3	1,400.00
1955	70	72	67	69	278	T4	1,150.00
1957	72	72	67	71	282	T23	184.29
1959	69	68	70	74	281	T13	725.00
1961	67	68	68	73	276	T9	1,016.66
1962	69	65	72	66	272	T3	2,050.00
1963	74	65	69	73	281	T12	960.00
1964	69	71	71	73	284	T55	
1965	71	66	71	71	279	T16	1,200.00
1966	67	65	70	68	270	5	4,300.00
1979	70	72			142	T69	579.00
					Total		\$14,404.95

BOTTS, RAFE (71.75)

Year	1st	2nd	3rd	4th	Total	Finish	Money
1960	71	76	68	73	288	T55	
1967	72	71	74	68	285	T47	\$220.00
1969	76	67	70	80	293	75	160.00
1972	71	67	73	71	282	T41	433.34
					Total		\$813.34

BOURNE, BOB (72.00)

Year	1st	2nd	3rd	4th	Total	Finish	Money
1972	67	73	75	73	288	T67	\$217.39
					Total		\$217.39

BOUTELL, GEORGE (70.50)

Year	1st	2nd	3rd	4th	Total	Finish	Money
1971	70	68	75	69	282	T61	\$115.79
					Total		\$115.79

BOWDEN, CRAIG (69.95)

Year	1st	2nd	3rd	4th	Total	Finish	Money
1997	71	68	72	70	281	T61	\$3,210.00
2000	69	74			143	CUT	
2001	69	73			142	CUT	
2004	66	73	71	67	277	T32	20,440.00
2007	71	69	71	68	279	T36	27,042.86
2010	68	72			140	CUT	
2011	72	65			137	CUT	
					Total		\$50,692.86

BOWDITCH, STEVEN (70.56)

Year	1st	2nd	3rd	4th	Total	Finish	Money
2005	68	68	74	77	287	T73	\$8,299.00
2011	72	65			137	CUT	
2012	70	71			141	CUT	
2013	72	69			141	CUT	
2015	68	68	69	66	271	T15	102,400.00
2016	73	79			152	CUT	
					Total		\$110,699.00

BOWLES, CHARLIE (71.00)

Year	1st	2nd	3rd	4th	Total	Finish	Money
1989	69	73			142	CUT	
1991	68	74			142	CUT	
					Total		

BOWMAN, STEVE (72.50)

Year	1st	2nd	3rd	4th	Total	Finish	Money
1986	77	68			145	CUT	
					Total		

BOYD, BOB (72.33)

Year	1st	2nd	3rd	4th	Total	Finish	Money
1983	70	69	71	74	284	62	\$648.00
1984	74	76			150	CUT	
					Total		\$648.00

BOYD, MICHAEL (72.00)

Year	1st	2nd	3rd	4th	Total	Finish	Money
2007	72	72			144	CUT	
					Total		

BOYNTON, FRANK (70.33)

Year	1st	2nd	3rd	4th	Total	Finish	Money
1957	73	69	72	75	289	T40	
1960	71	71	69	71	282	T27	\$146.67
1961	66	67	71	70	274	T4	1,533.33
1962	66	73	73	68	280	T15	740.00
1968	71	71	71	65	278	T14	1,800.00
1969	70	70	72	73	285	T62	160.00
					Total		\$4,380.00

BOZZELLI, DOMINIC (71.13)

Year	1st	2nd	3rd	4th	Total	Finish	Money
2017	70	76			146	CUT	
2018	74	64	77	67	282	T72	\$13,650.00
2019	74	67			141	CUT	
					Total		\$13,650.00

BRADLEY, KEEGAN (68.55)

Year	1st	2nd	3rd	4th	Total	Finish	Money
2011	71	65	68	72	276	T63	\$12,780.00
2012	68	68	70	68	274	T29	36,525.00
2013	69	65	72	69	275	T18	76,860.00
2014	66	69	71	68	274	T31	32,296.00
2015	64	69	71	70	274	T39	23,680.00
2016	67	72	67	67	273	T25	47,226.67
2017	67	70	66	69	272	T8	176,800.00
2018	68	70	69	70	277	T47	17,578.00
2019	65	66	69	67	267	T2	633,600.00
2020	67	74			141	CUT	
2021	72	67			139	CUT	
					Total		\$1,057,345.67

BRADLEY, MICHAEL (70.58)

Year	1st	2nd	3rd	4th	Total	Finish	Money
1988	73	73			146	CUT	
1993	73	70	76	72	291	T74	\$1,900.00
1994	71	74			145	CUT	
1995	67	66	69	69	271	T8	34,800.00
1999	73	69			142	CUT	
2010	67	69	72	69	277	T57	13,260.00
2011	65	69	72	70	276	T63	12,780.00
2012	74	67			141	CUT	
2013	75	71			146	CUT	
					Total		\$62,740.00

INDIVIDUAL RESULTS

BROWN, CLIFF (70.40)

Year	1st	2nd	3rd	4th	Total	Finish	Money
1964	75	68	70	68	281	T32	\$375.00
1966	67	72	72	69	280	T44	265.72
1967	75	67	68	68	278	T19	1,350.00
1968	70	70	73	75	288	T63	
1969	70	70	71	70	281	T42	297.50
						Total	\$2,288.22

BROWN, KEN (72.00)

Year	1st	2nd	3rd	4th	Total	Finish	Money
1985	75	69			144	CUT	
						Total	

BROWN, SCOTT (70.08)

Year	1st	2nd	3rd	4th	Total	Finish	Money
2012	83	71			154	CUT	
2014	71	69			140	CUT	
2015	65	67	73	71	276	T54	\$14,528.00
2016	68	70	67	68	273	T25	47,226.67
2018	68	69	65	75	277	T47	17,578.00
2019	67	67	70	77	281	T60	15,480.00
2020	69	66	72	72	279	65	15,910.00
2021	69	73			142	CUT	
						Total	\$110,722.67

BROWN, PETE (70.50)

Year	1st	2nd	3rd	4th	Total	Finish	Money
1963	70	74	73	74	291	T55	
1964	68	69	72	69	278	T15	\$872.22
1965	73	70	72	72	287	T64	
1970	66	70	69	70	275	T8	2,510.00
1971	66	69	74	71	280	T48	157.86
1972	68	71	71	71	281	T35	635.17
1977	70	71	69	72	282	T64	351.83
						Total	\$4,527.08

BROWNE, OLIN (69.75)

Year	1st	2nd	3rd	4th	Total	Finish	Money
1986	73	71			144	CUT	
1992	69	73	77	75	294	79	\$1,820.00
1994	74	67	72	72	285	T61	2,604.00
1996	71	69	68	73	281	T25	11,700.00
1997	74	72			146	CUT	
1998	67	66	66	67	266	1	360,000.00
1999	71	66	69	67	273	T26	17,375.00
2000	71	67	66	70	274	T32	13,626.67
2001	68	71	67	63	269	T7	83,921.43
2002	72	64	70	72	278	T39	14,416.00
2003	69	70	74	69	282	T58	8,800.00
2004	69	68	71	68	276	T27	29,820.00
2005	70	72			142	CUT	
2006	67	71	72	68	278	T40	17,600.00
2007	67	67	72	70	276	T22	54,085.71
2008	68	69	69	70	276	T52	13,851.43
2009	70	67	76		213	T77	10,980.00
						Total	\$640,600.24

BRUCKNER, GREG (73.00)

Year	1st	2nd	3rd	4th	Total	Finish	Money
1990	73	68			141	CUT	
1991	76	75			151	CUT	
						Total	

BRUE, BOB (70.13)

Year	1st	2nd	3rd	4th	Total	Finish	Money
1961	69	71	70	73	283	T43	
1962	69	67	72	70	278	T11	\$975.00
						Total	\$975.00

BRUNO, BOB (70.63)

Year	1st	2nd	3rd	4th	Total	Finish	Money
1962	69	71	74	70	284	T33	\$190.00
1964	69	68	72	72	281	T32	375.00
						Total	\$565.00

BRUNO, GEORGE (71.25)

Year	1st	2nd	3rd	4th	Total	Finish	Money
1954	70	73	70	72	285	T35	
						Total	

BRYAN, WESLEY (69.25)

Year	1st	2nd	3rd	4th	Total	Finish	Money
2017	67	67	75	76	285	74	\$13,056.00
2018	70	68	67	72	277	T47	17,578.00
2020	67	66	67	69	269	T24	57,627.50
						Total	\$30,634.50

BRYANT, BART (70.45)

Year	1st	2nd	3rd	4th	Total	Finish	Money
1992	69	71	78	74	292	T77	\$1,850.00
1995	73	72			145	CUT	
1996	73	70	71	66	280	T18	18,257.15
2000	65	70	75	68	278	T58	6,076.00
2001	70	69	74	67	280	T67	6,231.00
2004	70	69	69	72	280	T54	9,618.00
2005	70	69	70	65	274	T20	48,332.00
2006	69	72			141	CUT	
2012	71	69	74		214	88	9,840.00
						Total	\$100,184.15

BRYANT, BRAD (70.40)

Year	1st	2nd	3rd	4th	Total	Finish	Money
1978	71	67	71	68	277	T43	\$735.00
1983	65	70	72	68	275	T17	4,060.00
1984	68	79			147	CUT	
1988	69	71	71	67	278	T36	3,013.78
1989	69	69	69	73	280	T54	2,270.00
1990	71	69			140	CUT	
1991	75	76			151	CUT	
1992	71	68	70	73	282	T26	6,665.00
1993	70	72	69	71	282	T30	5,812.50
						Total	\$22,556.28

BUCIOR, FRANK (73.50)

Year	1st	2nd	3rd	4th	Total	Finish	Money
1952	73	75	71	75	294	T50	
						Total	

BUCKLE, ANDREW (69.63)

Year	1st	2nd	3rd	4th	Total	Finish	Money
2007	71	70	72	68	281	T46	\$15,810.00
2008	68	68	72	68	276	T52	13,851.43
						Total	\$29,661.43

BUHA, JASON (69.00)

Year	1st	2nd	3rd	4th	Total	Finish	Money
2000	69	67	68	68	272	T18	\$34,080.00
2003	69	73			142	CUT	
						Total	\$34,080.00

BURGESS, ERNEST (71.25)

Year	1st	2nd	3rd	4th	Total	Finish	Money
1961	70	66	75	74	285	T52	
						Total	

BURGOON, BRONSON (71.42)

Year	1st	2nd	3rd	4th	Total	Finish	Money
2016	72	74			146	CUT	
2018	70	70			140	CUT	
2019	64	68	75	74	281	T60	\$15,480.00
2020	69	76			145	CUT	
2021	73	72			145	CUT	
						Total	\$15,480.00

BURKE, ED (71.25)

Year	1st	2nd	3rd	4th	Total	Finish	Money
1952	73	69	71	70	283	13	\$360.00
1953	71	68	70	75	284	T35	
1954	71	67	65	73	276	T7	600.00
1955	71	71	74	75	291	T42	
1956	71	73	71	71	286	T44	
1957	74	68	71	70	283	T31	25.00
1958	70	73	71	72	286	T49	
1959	71	71	73	76	291	T56	
						Total	\$985.00

BURKE, JR., JACK (69.47)

Year	1st	2nd	3rd	4th	Total	Finish	Money
1952	70	74			144	W/D	
1955	68	71	73	68	280	T6	\$950.00
1956	67	71	68	77	283	T28	41.25
1957	71	67	69	68	275	3	1,400.00
1958	63	67	69	69	268	1	3,500.00
1959	69	71	68	68	276	T4	1,400.00
1960	68	72	70	72	282	T27	146.66
1962	70	64	70	72	276	T9	1,150.00
						Total	\$8,587.91

BURKE, JR., MICHAEL (72.50)

Year	1st	2nd	3rd	4th	Total	Finish	Money
1982	73	68			141	CUT	
1999	71	78			149	CUT	
						Total	

BURKE, PATRICK (70.39)

Year	1st	2nd	3rd	4th	Total	Finish	Money
1990	70	70			140	CUT	
1992	68	74	72	74	288	T66	\$2,040.00
1993	68	72	72	68	280	T20	10,833.34
1996	70	67	72	71	280	T18	18,257.14
1997	69	72	69	69	279	T40	4,790.77
						Total	\$35,921.25

BURKE, PETE (72.38)

INDIVIDUAL RESULTS

CAIN, STEVE (70.25)

Year	1st	2nd	3rd	4th	Total	Finish	Money
1973	70	68	70	73	281	68	\$320.00
						Total	\$320.00

CALCAVECCHIA, MARK (69.16)

Year	1st	2nd	3rd	4th	Total	Finish	Money
1981	67	74			141	CUT	
1982	64	68	65	74	271	T22	\$2,785.00
1983	73	73			146	CUT	
1984	74	74			148	CUT	
1986	70	69	70	66	275	T12	13,300.00
1987	68	71	68	79	286	T65	1,435.00
1988	67	66	67	70	270	T4	30,800.00
1989	67	68	67	69	271	T4	41,333.33
1990	67	67	68	67	269	T2	66,000.00
1991	65	71	73	71	280	T42	3,072.00
1992	67	71	71	73	282	T26	6,665.00
1993	67	71	70	74	282	T30	5,812.50
1994	68	74			142	CUT	
1995	77	68			145	CUT	
1996	71	67	68	69	275	T3	78,000.00
1997	69	69	67	66	271	5	60,000.00
1998	70	69	64	69	272	T16	31,000.00
1999	67	67	68	64	266	T3	130,000.00
2000	65	64	64	68	261	2	302,400.00
2001	68	68	71	66	273	T29	19,286.43
2002	68	70	68	69	275	T20	41,714.29
2003	70	69	71	71	281	T52	9,280.00
2004	77	67			144	CUT	
2005	70	69	72	67	278	T42	13,502.00
2007	71	70	71	70	282	T54	13,560.00
						Total	\$869,945.55

CALDWELL, REX (68.93)

Year	1st	2nd	3rd	4th	Total	Finish	Money
1976	71	68	69	72	280	T33	\$1,063.12
1978	66	66	70	68	270	T5	8,085.00
1980	69	67	68	71	275	T23	2,528.57
1981	66	69	69	69	273	T37	1,200.00
1982	66	66	68	72	272	T28	1,791.81
1983	66	68	70	69	273	T9	7,800.00
1986	72	73			145	CUT	
1989	69	73			142	CUT	
						Total	\$22,468.50

CALFEE, BILL (69.39)

Year	1st	2nd	3rd	4th	Total	Finish	Money
1978	70	68	70	71	279	T53	\$467.33
1980	68	74			142	CUT	
1981	70	67	70	70	277	T64	630.00
1982	71	68	66	67	272	T28	1,791.82
1984	73	70	68	68	279	T11	8,480.00
						Total	\$11,369.15

CALVIN, ROGER (72.33)

Year	1st	2nd	3rd	4th	Total	Finish	Money
1980	72	70			142	CUT	
1981	75				75	W/D	
						Total	

CAMPBELL, BRIAN (72.00)

Year	1st	2nd	3rd	4th	Total	Finish	Money
2017	71	73			144	CUT	
						Total	

CAMPBELL, CHAD (69.18)

Year	1st	2nd	3rd	4th	Total	Finish	Money
2007	69	70	70	66	275	T15	\$90,000.00
2008	67	70	62	72	271	T27	40,800.00
2009	67	69	69	71	276	T59	13,140.00
2010	67	70	65	66	268	T5	210,750.00
2011	71	69			140	CUT	
2012	72	71			143	CUT	
2013	70	69	70	74	283	T70	12,261.00
2014	64	70	67	68	269	T7	186,775.00
2015	68	70	69	66	273	T25	41,234.28
2016	68	74			142	CUT	
2017	70	73			143	CUT	
2018	75	71			146	CUT	
						Total	\$594,960.28

CAMPBELL, DOUG (71.75)

Year	1st	2nd	3rd	4th	Total	Finish	Money
1980	74	73			147	CUT	
1982	70	70			140	CUT	
						Total	

CAMPBELL, JOE (70.08)

Year	1st	2nd	3rd	4th	Total	Finish	Money
1961	66	67	66	73	272	3	\$2,000.00
1963	73	70	71	73	287	T33	182.22
1965	68	69	71	74	282	T37	350.00
						Total	\$2,532.22

CAMPOS, RAFAEL (70.00)

Year	1st	2nd	3rd	4th	Total	Finish	Money
2021	72	68			140	CUT	
						Total	

CANIPE, DAVID (70.11)

Year	1st	2nd	3rd	4th	Total	Finish	Money
1987	70	69	68	71	278	T24	\$5,810.00
1988	72	71			143	CUT	
1989	68	70	69	73	280	T54	2,270.00
1990	67	68	72	64	271	T10	25,000.00
1991	74	68			142	CUT	
1992	74	74			148	W/D	
						Total	\$33,080.00

CANONICA, EMANUELE (70.50)

Year	1st	2nd	3rd	4th	Total	Finish	Money
2001	71	68	71	72	282	T75	\$5,859.00
						Total	\$5,859.00

CANTLAY, PATRICK (68.04)

Year	1st	2nd	3rd	4th	Total	Finish	Money
2011	67	60	72	70	269	T24	
2012	75	67			142	CUT	
2014	71	70			141	CUT	
2018	69	68	65	68	270	T15	\$115,500.00
2019	66	72	65	69	272	T15	115,200.00
2020	66	67	69	65	267	T11	139,983.34
2021	68	66	70	68	272	T13	132,583.33
						Total	\$503,266.67

CAPOBIANCO, BOB (74.00)

Year	1st	2nd	3rd	4th	Total	Finish	Money
1991	73	75			148	CUT	
						Total	

CAPONE, MIKE (78.50)

Year	1st	2nd	3rd	4th	Total	Finish	Money
2009	79	78			157	CUT	
						Total	\$0.00

CAPORALE, MIKE (73.00)

Year	1st	2nd	3rd	4th	Total	Finish	Money
1983	74	72			146	CUT	
						Total	

CAPPELEN, SEBASTIAN (71.50)

Year	1st	2nd	3rd	4th	Total	Finish	Money
2020	72	71			143	CUT	
2021	72	71			143	CUT	
						Total	

CAPPS, BILLY (71.75)

Year	1st	2nd	3rd	4th	Total	Finish	Money
1953	74	71	72	70	287	T43	
						Total	

CARBALLO, MIGUEL ANGEL (71.50)

Year	1st	2nd	3rd	4th	Total	Finish	Money
2012	71	69	70		210	T71	\$11,640.00
2014	68	68	72	63	271	T18	78,120.00
2016	73	66	71	67	277	T56	14,718.00
2017	72	71			143	CUT	
						Total	\$104,478.00

CARBONE, MICHAEL (72.00)

Year	1st	2nd	3rd	4th	Total	Finish	Money
2012	73	71			144	CUT	
						Total	

CARMICHAEL, SAM (69.50)

Year	1st	2nd	3rd	4th	Total	Finish	Money
1964	67	68	68	71	274	T2	\$3,400.00
1965	72	72	70	68	282	T37	350.00
						Total	\$3,750.00

CARNEVALE, MARK (70.93)

Year	1st	2nd	3rd	4th	Total	Finish	Money
1992	71	69	70	72	282	T26	\$6,665.00
1995	68	73	68	73	282	T59	2,592.00
1996	78	74			152	CUT	
1998	69	70	67	71	277	T47	5,022.22
						Total	\$14,279.22

CARON, JASON (70.40)

Year	1st	2nd	3rd	4th	Total	Finish	Money
2000	65	69	70	72	276	T48	\$7,123.20
2003	69	70	70	77	286	T73	7,680.00
2010	73	69			142	CUT	
						Total	\$14,803.20

CARR, JOE (71.19)

Year	1st	2nd	3rd	4th	Total	Finish	Money
------	-----	-----	-----	-----	-------	--------	-------

INDIVIDUAL RESULTS

CHAMBLEE, BRANDEL (70.65)

Year	1st	2nd	3rd	4th	Total	Finish	Money
1988	71	74			145	CUT	
1991	72	72			144	CUT	
1992	71	72			143	CUT	
1993	71	74			145	CUT	
1994	71	68	66	74	279	T26	\$8,520.00
1995	82				82	W/D	
1996	72	68	67	72	279	T12	28,500.00
1997	68	65	69	66	268	T2	112,000.00
1998	70	70			140	CUT	
						Total	\$149,020.00

CHAMP, CAMERON (71.00)

Year	1st	2nd	3rd	4th	Total	Finish	Money
2019	72	70			142	CUT	
						Total	

CHANCEY, JIM (71.13)

Year	1st	2nd	3rd	4th	Total	Finish	Money
1978	71	68	71	72	282	T67	\$330.75
1980	71	72			143	CUT	
1981	72	72			144	CUT	
						Total	\$330.75

CHAPPELL, KEVIN (69.43)

Year	1st	2nd	3rd	4th	Total	Finish	Money
2011	67	70			137	CUT	
2014	66	75			141	CUT	
2016	73	71			144	CUT	
2020	68	68	69	69	274	T54	\$17,316.00
2021	68	67	72	69	276	T36	30,743.64
						Total	\$48,059.64

CHARLES, BOB (69.63)

Year	1st	2nd	3rd	4th	Total	Finish	Money
1967	71	68	73	68	280	T28	\$737.50
1969	68	70	69	70	277	T20	964.29
						Total	\$1,701.79

CHEESMAN, BARRY (71.79)

Year	1st	2nd	3rd	4th	Total	Finish	Money
1988	69	72			141	CUT	
1991	69	75			144	CUT	
1993	71	72	72	74	289	T68	\$2,000.00
1998	72	69			141	CUT	
1999	70	78			148	CUT	
2000	71	71			142	CUT	
						Total	\$2,000.00

CHEN, T.C. (72.38)

Year	1st	2nd	3rd	4th	Total	Finish	Money
1984	73	72	74	74	293	T76	\$748.00
1985	69	69	72	72	282	T50	1,461.00
1986	75	69			144	CUT	
1987	69	76			145	CUT	
1989	69	70	76	79	294	T75	1,900.00
						Total	\$4,109.00

CHEN, T.M. (72.50)

Year	1st	2nd	3rd	4th	Total	Finish	Money
1986	73	72			145	CUT	
						Total	

CHIN, JOHN (70.50)

Year	1st	2nd	3rd	4th	Total	Finish	Money
2019	71	70			141	CUT	
						Total	

CHIZINSKI, LEO (75.75)

Year	1st	2nd	3rd	4th	Total	Finish	Money
1952	76	73	79	75	303	T64	
						Total	

CHOI, K.J. (69.40)

Year	1st	2nd	3rd	4th	Total	Finish	Money
2000	69	70	71	71	281	T76	\$5,208.00
2001	69	76			145	CUT	
2003	66	72	65	71	274	T18	56,000.00
2006	71	68	69	71	279	T44	14,080.00
2013	70	68	70	70	278	T43	19,626.75
2014	69	68	64	64	265	T2	545,600.00
2017	69	71	73		213	T81	12,036.00
						Total	\$652,550.75

CHOPRA, DANIEL (71.66)

Year	1st	2nd	3rd	4th	Total	Finish	Money
2004	71	68	65	73	277	T32	\$20,440.00
2005	72	75			147	CUT	
2007	69				69	W/D	
2009	68	72			140	CUT	
2010	69	76			145	CUT	
2012	78	71			149	CUT	
2014	73	75			148	CUT	
						Total	\$20,440.00

CHRISTIAN, GARY (68.50)

Year	1st	2nd	3rd	4th	Total	Finish	Money
2012	66	68	72	66	272	T18	\$75,600.00
2013	71	69	70	66	276	T24	49,410.00
						Total	\$125,010.00

CHRISTIE, MICHAEL (71.88)

Year	1st	2nd	3rd	4th	Total	Finish	Money
1997	70	69	68	69	276	T21	\$14,081.25
1998	71	77			148	CUT	
2000	76	75			151	CUT	
						Total	\$14,081.25

CICHON, WALTER (72.83)

Year	1st	2nd	3rd	4th	Total	Finish	Money
1952	72	75	74	73	294	T50	
1955	72	74	80	73	299	T62	
1956	68	73	77	69	287	T48	
1957	74	74	72	69	289	T40	
1959	75	72	72	72	291	T56	
1965	69	74	72	73	288	T69	
						Total	

CINK, STEWART (68.59)

Year	1st	2nd	3rd	4th	Total	Finish	Money
1995	71	67	67	69	274	T18	\$15,120.00
1997	69	67	65	66	267	1	270,000.00
1998	67	65	67	67	266	T2	176,000.00
1999	64	68	68	68	268	T8	72,500.00
2000	68	69	66	68	271	T14	49,000.00
2001	68	76			144	CUT	
2002	69	72	67	69	277	T33	21,133.33
2003	72	67	71	65	275	T21	41,600.00
2006	69	65	72	67	273	T5	154,550.00
2007	68	70	75	76	289	T75	11,340.00
2008	66	64	65	67	262	1	1,080,000.00
2009	71	71			142	CUT	
2010	70	65	68	72	275	T47	16,140.00
2013	67	73	74		214	T81	10,919.00
2015	69	70			139	CUT	
2018	68	68	68	62	266	T2	462,000.00
2020	68	76			144	CUT	
2021	68	67	74	66	275	T30	45,325.00
						Total	\$2,425,627.33

CLAAR, BRIAN (70.33)

Year	1st	2nd	3rd	4th	Total	Finish	Money
1986	69	72	68	69	278	T29	\$4,355.14
1987	69	69	69	76	283	T50	1,653.75
1988	70	73			143	CUT	
1990	66	69	67	70	272	T13	16,625.00
1991	70	71	74	72	287	T1	1,980.00
1992	68	70	71	71	280	T15	14,525.00
1993	71	69	74	69	283	T38	3,800.00
1994	71	75			146	CUT	
1995	70	71	65	71	277	T33	6,480.00
1996	71	71	70	72	284	T45	4,515.00
1997	68	72	69	68	277	T29	9,537.50
1998	73	71			144	CUT	
						Total	\$63,471.39

CLAMPETT, BOBBY (70.09)

Year	1st	2nd	3rd	4th	Total	Finish	Money
1980	67	67	71	71	276	T30	\$1,863.00
1981	67	65	69	64	265	T2	22,400.00
1984	69	71	67	73	280	T16	6,200.00
1985	73	69			142	T70	1,176.00
1986	72	71			143	CUT	
1987	70	72	71	72	285	T64	1,484.00
1988	72	71			143	CUT	
1990	68	71	68	71	278	T53	2,304.00
1991	72	70			142	CUT	
1992	71	69	74	70	284	T42	3,600.00
1993	71	74			145	CUT	
						Total	\$39,027.00

CLARK, JIMMY (72.13)

Year	1st	2nd	3rd	4th	Total	Finish	Money
1952	70	74	72	68	284	T14	\$264.00
1953	69	71	74	72	286	T41	
1954	78	69	68	73	288	T46	
1955	73	73	78	72	296	T55	
						Total	\$264.00

CLARK II, MICHAEL (70.17)

Year	1st	2nd	3rd	4th	Total	Finish	Money
2000	72	72			144	CUT	
2001	69	69	69	71	278	T55	\$6,975.00
2002	69	72	67	70	278	T39	14,416.00
2003	76	66			142	CUT	
						Total	\$21,391.00

CLARK, TIM (70.56)

Year	1st	2nd	3rd	4th	Total	Finish	Money
2002	75	72			147	CUT	
2004	69	74			143	CUT	
2005	70	73			143	CUT	
2012	66	69	66	67	268	T4	\$236,250.00
2013	73	67	66	74	280	T58	13,542.00
2014	73	72			145	CUT	
2015	70	74			144	CUT	
						Total	\$249,792.00

CLARK, WYNDHAM (71.40)

Year	1st	2nd	3rd	4th	Total	Finish	Money
2017	78	74			152	CUT	
2019	68	67	68	69	272	T15	\$115,200.00
2020	71	71			142	CUT	
2021	71	77			148	CUT	
						Total	\$115,200.00

CLARKE, DARREN (70.33)

Year	1st
------	-----

INDIVIDUAL RESULTS

COLLINS, CHAD (70.00)

Year	1st	2nd	3rd	4th	Total	Finish	Money
2008	72	72			144	CUT	
2014	69	71			140	CUT	
2015	70	67	69	68	274	T39	\$23,680.00
2016	72	68			140	CUT	
2017	71	71			142	CUT	
2019	70	70			140	CUT	
					Total		\$23,680.00

COLLINS, TIM (69.50)

Year	1st	2nd	3rd	4th	Total	Finish	Money
1975	69	71	69	69	278	T30	\$1,270.00
					Total		\$1,270.00

COLLINS, WILL (72.00)

Year	1st	2nd	3rd	4th	Total	Finish	Money
2009	73	71			144	CUT	
					Total		

COLSAERTS, NICOLAS (72.00)

Year	1st	2nd	3rd	4th	Total	Finish	Money
2013	71	73			144	CUT	
					Total		

COMPTON, ERIC (70.40)

Year	1st	2nd	3rd	4th	Total	Finish	Money
2013	72	66	71	68	277	T30	\$32,548.00
2014	74	69			143	CUT	
2015	68	74			142	CUT	
2016	69	73			142	CUT	
					Total		\$32,548.00

COMSTOCK, BYRON (73.00)

Year	1st	2nd	3rd	4th	Total	Finish	Money
1972	70	71	73	78	292	T73	\$217.39
					Total		\$217.39

CONLEY, TIM (72.75)

Year	1st	2nd	3rd	4th	Total	Finish	Money
1993	74	72			146	CUT	
1998	74	71			145	CUT	
					Total		

CONLIN, BILL (75.50)

Year	1st	2nd	3rd	4th	Total	Finish	Money
1955	78	75	74	75	302	T67	
					Total		

CONNELL, MICHAEL (70.25)

Year	1st	2nd	3rd	4th	Total	Finish	Money
2006	72	74			146	CUT	
2010	69	68	69	70	276	T51	\$14,120.00
2011	70	70			140	CUT	
					Total		\$14,120.00

CONNER, FRANK (70.67)

Year	1st	2nd	3rd	4th	Total	Finish	Money
1977	69	72	70	68	279	T45	\$567.00
1980	69	71	71	67	278	T39	1,170.00
1981	70	64	71	68	273	T37	1,200.00
1982	68	69	72	78	287	T79	546.00
1983	69	69	67	72	277	T30	1,706.66
1984	70	71	73	73	287	T54	896.00
1985	74	69			143	CUT	
1986	69	70	75	67	281	T53	1,612.80
1987	70	72	73	77	292	T84	1,197.00
1988	72	67	73	73	285	T68	1,414.00
1989	70	76			146	W/D	
1992	68	77			145	CUT	
1993	71	70	68	69	278	T11	21,200.00
					Total		\$31,509.46

CONNERS, COREY (69.50)

Year	1st	2nd	3rd	4th	Total	Finish	Money
2018	70	69			139	CUT	
2020	73	66			139	CUT	
					Total		

CONRAD, JOE (71.38)

Year	1st	2nd	3rd	4th	Total	Finish	Money
1957	71	68	71	72	282	T23	\$184.29
1958	73	70	71	75	289	T55	
					Total		\$184.29

CONSTABLE, DONALD (73.50)

Year	1st	2nd	3rd	4th	Total	Finish	Money
2013	77	70			147	CUT	
					Total		\$0.00

COODY, CHARLES (70.45)

Year	1st	2nd	3rd	4th	Total	Finish	Money
1965	73	70	69	69	281	T30	\$550.00
1966	70	70	70	69	279	T38	481.67
1967	71	71	71	66	279	T21	953.57
1970	75	63	70	68	276	T13	1,550.00
1974	71	75			146	CUT	
1985	73	75			148	CUT	
					Total		\$3,535.24

COOK, AUSTIN (70.00)

Year	1st	2nd	3rd	4th	Total	Finish	Money
2018	68	73			141	CUT	
2019	73	71			144	CUT	
2020	71	65	69	69	274	T54	\$17,316.00
2021	74	67			141	CUT	
					Total		\$17,316.00

COOK, DAVE (79.00)

Year	1st	2nd	3rd	4th	Total	Finish	Money
1994	77	78			155	CUT	
2000	76	85			161	CUT	
					Total		

COOK, DAVID (77.50)

Year	1st	2nd	3rd	4th	Total	Finish	Money
1990	78	77			155	CUT	
					Total		

COOK, JEFF (79.00)

Year	1st	2nd	3rd	4th	Total	Finish	Money
1993	77	81			158	W/D	
					Total		

COOK, JOHN (69.41)

Year	1st	2nd	3rd	4th	Total	Finish	Money
1980	68	67	69	72	276	T30	\$1,863.00
1982	69	70	68	71	278	T62	645.00
1985	66	69	72	67	274	T10	14,400.00
1986	68	69	69	68	274	T9	18,900.00
1987	72	71			143	CUT	
1988	70	69	68	71	278	T36	3,013.78
1990	70	63	67	71	271	T10	25,000.00
1991	71	70	70	69	280	T42	3,072.00
1993	73	68	71	65	277	T7	30,125.00
1994	71	67	64	73	275	T9	28,800.00
1995	66	72	71	70	279	T45	3,432.00
2000	68	71	68	68	275	T44	8,960.00
2005	73	70			143	CUT	
2006	72	65	72	69	278	T40	17,600.00
2007	70	77			147	CUT	
					Total		\$155,810.78

COOK, JOHN (69.75)

Year	1st	2nd	3rd	4th	Total	Finish	Money
1966	72	66	70	71	279	T38	\$481.67
					Total		\$481.67

COOK, JR., A. (72.88)

Year	1st	2nd	3rd	4th	Total	Finish	Money
1957	74	70	76	75	295	T58	
1962	73	71	70	74	288	T52	
					Total		

COON, ROSS (70.92)

Year	1st	2nd	3rd	4th	Total	Finish	Money
1967	74	69	71	72	286	T52	
1968	71	71	75	69	286	T55	
1969	70	67	72	70	279	T31	\$612.50
					Total		\$612.50

COONEY, MIKE (75.50)

Year	1st	2nd	3rd	4th	Total	Finish	Money
1986	80	71			151	CUT	
					Total		

COOPER, CARL (71.88)

Year	1st	2nd	3rd	4th	Total	Finish	Money
1990	72	71			143	CUT	
1992	70	76			146	CUT	
1993	70	74	72	70	286	T58	\$2,190.00
					Total		\$2,190.00

COOPER, PETER (71.00)

Year	1st	2nd	3rd	4th	Total	Finish	Money
1954	73	70	72	69	284	T29	\$55.00
					Total		\$55.00

CORDANI, JOE (77.75)

Year	1st	2nd	3rd	4th	Total	Finish	Money
1998	73	73			146	CUT	
2000	87	78			165	CUT	
					Total		

CORNELLIER, JEAN-PHILIP (72.50)

Year	1st	2nd	3rd	4th	Total	Finish	Money
2015	72	73			145	CUT	
					Total		

COSCINA, DENNIS (75.38)

Year	1st	2nd	3rd	4th	Total	Finish	Money
1980	74	70			144	CUT	
1983	69	73			142	CUT	
1984	85				85	W/D	
1986	75	79			154	CUT	
1989	77	78			155	CUT	

INDIVIDUAL RESULTS

CURL, ROD (69.61)

Year	1st	2nd	3rd	4th	Total	Finish	Money
1971	70	68	74	74	286	T78	\$115.79
1973	72	65	66	77	280	T62	355.00
1975	70	70	69	67	276	T23	1,725.00
1976	74	67	69	71	281	T41	695.33
1977	67	69	65	69	270	T6	6,825.00
1978	69	70	65	68	272	T9	4,357.50
1979	67	69	69	71	276	T20	3,026.25
1980	67	69	68	71	275	T23	2,528.57
1981	69	65	71	69	274	T47	807.00
1982	67	68	70	67	272	T28	1,791.82
1983	70	74			144	CUT	
1984	74	71	71	70	286	T45	1,083.55
1986	71	69	73	68	281	T53	1,612.80
1988	69	68	70	75	282	T60	1,519.00
1989	76	67			143	CUT	
						Total	\$26,442.61

CURLEY, JOHN PAUL (75.00)

Year	1st	2nd	3rd	4th	Total	Finish	Money
1997	77	73			150	CUT	
						Total	

CURRAN, JON (69.20)

Year	1st	2nd	3rd	4th	Total	Finish	Money
2013	72	69			141	CUT	
2015	67	67	67	69	270	T10	\$147,200.00
2016	69	71			140	CUT	
2018	72	69			141	CUT	
						Total	\$147,200.00

CURRY, PAUL (75.50)

Year	1st	2nd	3rd	4th	Total	Finish	Money
2000	77	74			151	CUT	
						Total	

CURTAIN, JOE (71.13)

Year	1st	2nd	3rd	4th	Total	Finish	Money
1953	66	74	71	72	283	T31	\$52.50
1954	73	71	72	70	286	T41	
						Total	\$52.50

CURTIS, BEN (68.90)

Year	1st	2nd	3rd	4th	Total	Finish	Money
2005	64	68	67	69	268	T4	\$177,733.33
2006	70	68	70	68	276	T21	39,160.00
2007	69	71	73	69	282	T54	13,560.00
2008	68	66	69	66	269	T13	106,000.00
2009	68	64	66	65	263	T4	248,000.00
2010	65	68	64	73	270	T13	97,500.00
2011	69	70			139	CUT	
2013	71	75			146	CUT	
2015	78	76			154	CUT	
						Total	\$681,953.33

D'AMARIO, ADAM (77.00)

Year	1st	2nd	3rd	4th	Total	Finish	Money
2018	75	79			154	CUT	
						Total	

DADIAN, ARCHIE (70.25)

Year	1st	2nd	3rd	4th	Total	Finish	Money
1964	71	72	69	69	281	T32	\$375.00
						Total	\$375.00

DAHMEN, JOEL (68.68)

Year	1st	2nd	3rd	4th	Total	Finish	Money
2017	69	71	71	69	280	T62	\$14,484.00
2018	70	69			139	CUT	
2019	70	68	69	70	277	T43	21,924.00
2020	67	68	68	65	268	T20	87,320.00
						Total	\$123,728.00

DALEY, JESS (72.50)

Year	1st	2nd	3rd	4th	Total	Finish	Money
2002	75	70			145	CUT	
						Total	

DALEY, JOE (69.88)

Year	1st	2nd	3rd	4th	Total	Finish	Money
1996	64	70	73	72	279	T12	\$28,500.00
1998	70	69	67	74	280	T65	4,160.00
						Total	\$32,660.00

DALPOS, RICK (72.31)

Year	1st	2nd	3rd	4th	Total	Finish	Money
1983	72	71			143	CUT	
1984	70	78			148	CUT	
1986	73	68	69	71	281	T53	\$1,612.80
1987	75	74			149	CUT	
1989	74	67			141	CUT	
1993	78				78	W/D	
						Total	\$1,612.80

DALY, JOHN (70.25)

Year	1st	2nd	3rd	4th	Total	Finish	Money
1991	71	72			143	CUT	
1994	68	68	67	76	279	DQ	
1995	71	72			143	CUT	
1996	68	74	70	71	283	T37	\$6,300.00
1997	71	70	67	68	276	T21	14,081.25
1998	71	68	70	76	285	T6	3,800.00
2000	70	74			144	CUT	
2001	67	70	70	65	272	T22	27,944.29
2002	73	69			142	CUT	
2010	71	70			141	CUT	
2011	69	67	71	74	281	T2	11,880.00
2013	68	75			143	CUT	
2014	70	68	70	70	278	T57	13,826.00
						Total	\$77,831.54

DALZIEL, DOUG (72.00)

Year	1st	2nd	3rd	4th	Total	Finish	Money
1977	68	71	71	74	284	T73	
1980	74	72			146	CUT	
1981	69	68	68	72	277	T64	\$630.00
1982	71	71			142	CUT	
1984	74	77			151	CUT	
1987	72	80			152	CUT	
						Total	\$630.00

DAMRON, ROBERT (69.90)

Year	1st	2nd	3rd	4th	Total	Finish	Money
1997	72	71	71	72	286	T77	\$2,760.00
1998	71	71			142	CUT	
2003	69	64	69	69	271	T7	124,666.66
2004	71	68	68	67	274	T13	69,825.00
2005	73	73			146	CUT	
2006	70	69	71	69	279	T44	14,080.00
						Total	\$211,331.66

DANA, NORMAN (70.25)

Year	1st	2nd	3rd	4th	Total	Finish	Money
1953	72	71	68	70	281	T22	\$165.00
						Total	\$165.00

DANIELIAN, LEE (71.00)

Year	1st	2nd	3rd	4th	Total	Finish	Money
1984	72	73	70	69	284	T33	\$2,210.00
						Total	\$2,210.00

DAVIDSON, MATT (70.50)

Year	1st	2nd	3rd	4th	Total	Finish	Money
2005	70	71			141	CUT	
						Total	

DAVIS, BRIAN (68.76)

Year	1st	2nd	3rd	4th	Total	Finish	Money
2005	71	67	73	69	280	T54	\$9,718.00
2006	69	71	69	66	275	T16	66,000.00
2007	71	69	74	66	280	T43	21,000.00
2008	64	70	69	66	269	T13	106,000.00
2009	70	64			134	WD	
2010	69	72			141	CUT	
2011	65	67	68	66	266	T9	156,000.00
2012	67	67	64	70	268	T4	236,250.00
2013	72	67	66	72	277	T30	32,548.00
2014	69	70	68	68	274	T42	22,320.00
2015	72	77			149	CUT	
						Total	\$694,872.00

DAVIS, CAMERON (69.00)

Year	1st	2nd	3rd	4th	Total	Finish	Money
2019	70	68	69	70	277	T43	\$21,924.00
2020	66	71			137	CUT	
						Total	\$21,924.00

DAWSON, MARCO (71.21)

Year	1st	2nd	3rd	4th	Total	Finish	Money
1991	68	75			143	CUT	
1992	73	71			144	CUT	
1993	72	67	74	75	288	T64	\$2,090.00
1994	75	71			146	CUT	
1995	70	75			145	CUT	
2001	67	74			141	CUT	
2003	77	70			147	CUT	
2005	68	71	70	69	278	T42	13,502.00
2006	71	67	68	71	277	T31	23,906.66
2007	69	75			144	CUT	
2010	70	71			141	CUT	
						Total	\$39,498.66

DAY, GLEN (70.91)

Year	1st	2nd	3rd	4th	Total	Finish	Money
1994	72	65	70	68	275	T9	\$28,800.00
1995	74	70			144	CUT	
1996	69	72	70	74	285	T49	3,634.28
1997	73	73			146	CUT	
1999	69	71			140	CUT	
2002	72	70			142	CUT	
2004	73	70			143	CUT	
2005	68	67	71	66	272	T12	87,075.00
2006	71	70			141	CUT	
2007	69	70	76	73	288	T72	11,640.00
2009	68	76			144	CUT	
2010	74	73			147	CUT	
2013	70	74			144	CUT	
						Total	\$131,149.28

DAY, JASON (67.96)

Year	1st	2nd	3rd	4th	Total	Finish	Money
2008	67	67	66	71	271	T27	\$40,800.00
2014	70	69	67	65	271	T18	78,120.00
2017	72	70			142	CUT	
2018	66	68	66	69	269	T12	147,000.00
2019	70	63	68	69	270	T8	194,400.00
2020	67	69	68	68	273	T46	18,869.00
2021							

INDIVIDUAL RESULTS

DIAZ, ROBERTO (68.67)

Year	1st	2nd	3rd	4th	Total	Finish	Money
2018	72	70			142	CUT	
2019	69	65	67	69	270	T8	\$194,400.00
						Total	\$194,400.00

DICKERSON, BUBBA (70.50)

Year	1st	2nd	3rd	4th	Total	Finish	Money
2006	69	67	70	67	273	T5	\$154,550.00
2007	74	76			150	CUT	
						Total	\$154,550.00

DICKINSON, GARDNER (70.37)

Year	1st	2nd	3rd	4th	Total	Finish	Money
1953	73	68	72	72	285	T37	
1954	71	73	70	71	285	T35	
1955	72	69	72	71	284	T15	\$338.33
1956	70	69	65	73	277	11	580.00
1957	66	68	68	70	272	1	2,800.00
1959	70	70	70	75	285	T28	175.00
1960	69	72	68	70	279	T13	700.00
1961	66	74	68	71	279	T17	570.00
1963	73	72	73		218	W/D	
1965	68	70	69	73	280	T21	777.77
1969	73	70	69	70	282	T50	165.71
						Total	\$6,106.81

DICKSON, BOB (70.00)

Year	1st	2nd	3rd	4th	Total	Finish	Money
1970	71	71	70	69	281	T42	\$286.67
1974	70	71	69	69	279	T33	949.09
						Total	\$1,235.76

DIEHL, TERRY (68.88)

Year	1st	2nd	3rd	4th	Total	Finish	Money
1976	70	70	76	72	288	T70	\$157.50
1977	65	69	68	69	271	T9	5,460.00
1978	70	70	68	67	275	T31	1,191.00
1979	73	68	73	69	283	T58	663.00
1980	70	70	71	66	277	T35	1,511.25
1981	67	70	67	65	269	T12	6,300.00
1982	69	69	66	64	268	T11	6,600.00
1983	69	69	70	65	273	T9	7,800.00
						Total	\$29,682.75

DIETZ, MIKE (73.36)

Year	1st	2nd	3rd	4th	Total	Finish	Money
1953	75	74			149	W/D	
1954	75	68	69	75	287	T43	
1955	75	72	80	74	301	T65	
1958	71	73	71	75	290	T58	
						Total	

DILL, TERRY (70.47)

Year	1st	2nd	3rd	4th	Total	Finish	Money
1962	73	72	71	73	289	T56	
1965	72	68	76	70	286	T61	
1966	69	71	69	71	280	T44	\$265.71
1967	66	68	69	72	275	T7	3,100.00
1968	73	70	73	70	286	T55	
1969	73	70	69	73	285	T62	160.00
1970	70	71	71	67	279	T30	593.75
1975	70	66	67	72	275	T18	2,400.00
						Total	\$6,519.46

DILLARD, ANDY (70.50)

Year	1st	2nd	3rd	4th	Total	Finish	Money
1987	70	70	69	73	282	T43	\$2,184.00
						Total	\$2,184.00

DIMARCO, CHRIS (68.72)

Year	1st	2nd	3rd	4th	Total	Finish	Money
1994	73	71			144	CUT	
1995	72	75			147	CUT	
1998	70	64	68	72	274	T25	\$15,266.66
1999	68	70	65	69	272	T20	27,083.33
2000	69	66	67	66	268	T5	98,350.00
2001	65	67	66	68	266	T3	161,200.00
2002	70	66	71	71	278	T39	14,416.00
2007	64	70	74	73	281	T46	15,810.00
2008	66	69	64	70	269	T13	106,000.00
2009	68	69	76		213	T77	10,980.00
2010	73	65	66	68	272	T27	40,800.00
2011	66	66	70	68	270	T33	33,960.00
2012	67	70	71	68	276	T47	14,584.62
						Total	\$538,450.61

DIRICO, DAN (77.00)

Year	1st	2nd	3rd	4th	Total	Finish	Money
1985	74	74			148	CUT	
1987	79	76			155	CUT	
1991	83	76			159	CUT	
						Total	

DOCTOR, STEVE (72.50)

Year	1st	2nd	3rd	4th	Total	Finish	Money
1952	75	73	71	69	288	T34	
1955	70	71	72	75	288	T32	
1956	70	72	73	79	294	T68	
						Total	

DODDS, TREVOR (71.35)

Year	1st	2nd	3rd	4th	Total	Finish	Money
1986	72	70	71	72	285	T68	\$1,414.00
1987	72	71			143	CUT	
1991	72	68	78	70	288	T2	1,960.00
1993	72	70	70	73	285	T51	2,340.00
1994	71	69	70	70	280	T33	6,205.72
1999	68	75			143	CUT	
2000	71	66	77	69	283	T80	5,040.00
2004	74	74			148	CUT	
						Total	\$16,959.72

DOERING, ART (71.75)

Year	1st	2nd	3rd	4th	Total	Finish	Money
1956	70	75	72	70	287	T48	
						Total	

DOLAN, JAY (70.96)

Year	1st	2nd	3rd	4th	Total	Finish	Money
1962	71	70	75	70	286	T43	
1963	72	71	71	68	282	T17	\$800.00
1964	68	69	71	75	283	T53	
1965	71	72	73	68	284	T51	
1966	68	68	70	70	276	T22	1,050.00
1967	69	70	78	75	292	T68	
						Total	\$1,850.00

DOMIAN, STANLEY (75.00)

Year	1st	2nd	3rd	4th	Total	Finish	Money
1955	75	74	76	75	300	T64	
						Total	

DONALD, LUKE (70.64)

Year	1st	2nd	3rd	4th	Total	Finish	Money
2015	68	68	67	66	269	T7	\$199,466.67
2016	71	72			143	CUT	
2017	73	68			141	CUT	
2020	68	65	73	79	286	T68	15,466.00
2021	78	72			150	CUT	
						Total	\$214,932.67

DONALD, MIKE (71.30)

Year	1st	2nd	3rd	4th	Total	Finish	Money
1980	72	70			142	CUT	
1981	69	71			140	CUT	
1982	71	67	68	68	274	T44	\$990.00
1984	73	76			149	CUT	
1985	71	71			142	T70	1,176.00
1986	69	68	68	69	274	T9	18,900.00
1987	70	72	72	68	282	T43	2,184.00
1988	67	70	75	70	282	T60	1,519.00
1990	73	69			142	CUT	
1991	72	72			144	CUT	
1992	70	76			146	CUT	
1993	71	70	75	75	291	T74	1,900.00
1995	72	77			149	CUT	
1996	76	72			148	CUT	
1998	74	73			147	CUT	
						Total	\$26,669.00

DONALDSON, JAMIE (72.50)

Year	1st	2nd	3rd	4th	Total	Finish	Money
2016	75	70			145	CUT	
						Total	

DOSS, JACKIE (74.50)

Year	1st	2nd	3rd	4th	Total	Finish	Money
1967	72	71	75	80	298	T72	
						Total	

DOU, ZECHENG (72.50)

Year	1st	2nd	3rd	4th	Total	Finish	Money
2018	74	71			145	CUT	
						Total	

DOUGHERTY, ED (72.41)

Year	1st	2nd	3rd	4th	Total	Finish	Money
1975	69	70	69	77	285	T62	\$350.00
1981	70	71			141	CUT	
1982	70	70			140	CUT	
1983	71	74			145	CUT	
1987	70	71	75	74	290	T82	1,232.00
1988	73	69			142	CUT	
1990	72	75			147	CUT	
1991	74	72			146	CUT	
1992	70	77					

INDIVIDUAL RESULTS

DURANT, JOE (69.31)

Year	1st	2nd	3rd	4th	Total	Finish	Money
1993	73	77			150	CUT	
1997	66	69	71	69	275	T17	\$21,750.00
1998	70	68	69	65	272	T16	31,000.00
1999	68	67	69	70	274	T34	12,357.14
2000	67	67	68	70	272	T18	34,080.00
2002	68	74			142	CUT	
2003	68	69	66	68	271	T7	124,666.67
2004	69	69	68	71	277	T32	20,440.00
2005	66	73	69	68	276	T31	25,499.00
2006	71	69	70	75	285	T68	8,844.00
2007	74	72			146	CUT	
2008	75	71			146	CUT	
2009	67	68	68	72	275	T51	\$13,965.00
2010	66	67	70	70	273	T34	\$29,025.00
2011	67	68	68	70	273	T52	\$14,310.00
2014	64	72	71	67	274	T31	32,296.00
					Total		\$368,232.81

DUVAL, DAVID (70.36)

Year	1st	2nd	3rd	4th	Total	Finish	Money
1993	70	72	73	68	283	T38	\$3,800.00
1995	74	75			149	CUT	
1998	68	65	66	69	268	T7	64,500.00
1999	68	66	72	63	269	T11	57,500.00
2001	67	66	70	69	272	T22	27,944.28
2002	73	71			144	CUT	
2003	83				83	W/D	
2011	70	70			140	CUT	
2014	68	83			151	CUT	
					Total		\$153,744.28

EAKS, R.W. (71.25)

Year	1st	2nd	3rd	4th	Total	Finish	Money
1980	71	73			144	CUT	
1998	71	70			141	CUT	
					Total		

EASTWOOD, BOB (70.17)

Year	1st	2nd	3rd	4th	Total	Finish	Money
1972	71	70	75	73	289	T71	\$217.39
1973	68	69	70	68	275	T39	820.00
1974	70	69	73	71	283	T57	400.00
1975	68	72	72	69	281	T45	540.00
1976	73	68	73	67	281	T41	695.34
1977	69	66	68	69	272	T11	4,252.50
1978	68	67	69	68	272	T9	4,357.50
1979	68	69	73	71	281	T47	761.25
1980	68	71	67	70	276	T30	1,863.00
1981	67	68	70	71	276	T55	666.00
1982	68	66	65	73	272	T28	1,791.81
1983	68	67	76	70	281	T56	678.00
1984	71	74	67	72	284	T33	2,210.00
1985	75	66	69	65	275	T14	10,200.00
1986	70	75			145	CUT	
1987	73	70			143	CUT	
1989	72	70			142	CUT	
1990	67	64	72	72	275	T36	4,406.25
1991	80	72			152	CUT	
1992	66	69	73	77	285	T46	2,674.28
1993	74	74			148	CUT	
1994	73	72			145	CUT	
					Total		\$36,533.32

EBBETTS, J. (75.00)

Year	1st	2nd	3rd	4th	Total	Finish	Money
1953	74	76	75	75	300	T61	
					Total		

ECKROAT, AUSTIN (69.25)

Year	1st	2nd	3rd	4th	Total	Finish	Money
2021	72	66	69	70	277	T47	\$19,377.43
					Total		\$19,377.43

EDWARDS, DANNY (70.52)

Year	1st	2nd	3rd	4th	Total	Finish	Money
1976	74	70			144	CUT	
1978	75				75	W/D	
1979	68	71	70	69	278	T32	\$1,775.00
1983	68	70	68	67	273	T9	7,800.00
1984	73	71	71	71	286	T45	1,083.55
1985	71	71			142	T70	1,176.00
1986	72	73			145	CUT	
1988	69	67	69	71	276	T28	4,865.00
1989	72	70			142	CUT	
1998	71	72			143	CUT	
					Total		\$16,699.55

EDWARDS, DAVID (69.89)

Year	1st	2nd	3rd	4th	Total	Finish	Money
1980	71	73			144	CUT	
1982	68	64	67	68	267	T9	\$8,400.00
1983	70	70			140	CUT	
1985	70	69	70	73	282	T50	1,461.00
1986	69	71	71	66	277	T24	5,810.00
1990	72	70			142	CUT	
1991	67	69	71	68	275	T14	16,500.00
1995	69	67	67	69	272	T11	26,400.00
1997	73	70	67	73	283	T68	3,000.00
2000	73	73			146	CUT	
2002	73	74			147	CUT	
2003	68	73			141	CUT	
					Total		\$61,571.00

EDWARDS, GREG (70.00)

Year	1st	2nd	3rd	4th	Total	Finish	Money
1973	68	69	72	71	280	T62	\$355.00
					Total		\$355.00

EDWARDS, JERRY (69.50)

Year	1st	2nd	3rd	4th	Total	Finish	Money
1964	71	66	71	68	276	T8	\$1,750.00
1965	69	73	67	71	280	T21	777.77
					Total		\$2,527.77

EDWARDS, JOEL (70.47)

Year	1st	2nd	3rd	4th	Total	Finish	Money
1989	73	69			142	CUT	
1990	73	70			143	CUT	
1991	69	70	71	70	280	T42	\$3,072.00
1994	75	74			149	CUT	
1995	75	73			148	CUT	
1996	70	70	68	68	276	T6	52,125.00
1997	77	74			151	CUT	
2000	71	67	70	70	278	T58	6,076.00
2001	73	67	66	70	276	T45	9,076.80
2002	68	71	68	63	270	T5	152,000.00
2003	69	70	71	73	283	T63	8,400.00
					Total		\$230,749.80

EGER, DAVID (70.17)

Year	1st	2nd	3rd	4th	Total	Finish	Money
1980	72	67	70	72	281	T57	\$663.00
1981	70	70			140	CUT	
					Total		\$663.00

EGGERS, BILL (71.00)

Year	1st	2nd	3rd	4th	Total	Finish	Money
1960	70	70	72	72	284	T37	
1962	72	74	66	72	284	T33	\$190.00
					Total		\$190.00

EICHELBERGER, DAVE (71.24)

Year	1st	2nd	3rd	4th	Total	Finish	Money
1967	69	70	76	71	286	T52	
1968	76	73			149	CUT	
1969	70	71	68	69	278	T27	\$725.00
1973	68	68	64	69	269	T13	3,600.00
1974	73	69			142	CUT	
1975	72	76			148	CUT	
1976	75				75	DQ	
1979	69	71	67	66	273	T10	7,200.00
1981	74	71			145	CUT	
1983	72	72			144	CUT	
1984	72	74			146	CUT	
1985	73	71			144	CUT	
1986	69	69	73	69	280	T43	2,045.40
1987	75	77			152	CUT	
1988	73	66	67	74	280	T51	1,657.60
1990	74	68			142	CUT	
1993	78	75			153	CUT	
					Total		\$15,228.00

ELDER, BRAD (71.14)

Year	1st	2nd	3rd	4th	Total	Finish	Money
1998	72	68			140	CUT	
2000	70	74			144	CUT	
2001	70	74			144	CUT	
2002	72	68	72	72	284	T69	\$8,000.00
2003	76	70			146	CUT	
2008	72	66			138	CUT	
					Total		\$8,000.00

ELDER, LEE (68.67)

Year	1st	2nd	3rd	4th	Total	Finish	Money
1969	70	71	65	69	275	T13	\$1,700.00
1970	70	67	72	68	277	T21	902.86
1971	70	71	74	70	285	T75	115.79
1972	64	69	69	67	269	2	14,300.00
1973	67	68	67	64	266	T3	9,750.00
1976	72	67	71	70	280	T33	1,063.13
1977	64	67	67	72	270	T6	6,825.00
1978	67	68	66	67	268	T2	16,240.00
1979	69	71	68	68	276	T20	3,026.25
1980	71	70			141	CUT	
1981	68	68	67	67	270	T15	4,357.50
1982	69	69	70	68	276	T54	681.00
1983	72	71			143	CUT	
					Total		\$58,961.53

ELKINGTON, STEVE (69.90)

Year	1st	2nd	3rd	4th	Total	Finish	Money
1987	74	73			147	CUT	
1990	65	71	70	69	275	T36	\$4,406.25
1994	66	73	75	73	287	T64	2,532.00
2000	71	67	64	73	275	T44	8,960.00
2001	68	72	69	71	280	T67	6,231.00
2002	70	71	72	67	280	T54	9,000.00
2005	72	72			144	CUT	
2006	72	69			141	CUT	
2007	70	72			142	CUT	
2008	70	64	66	71	271	T27	40,800.00
2009	69	68			137	W/D	

INDIVIDUAL RESULTS

EVERY, MATTHEW (70.90)

Year	1st	2nd	3rd	4th	Total	Finish	Money
2006	75	69			144	CUT	
2007	74	76			150	CUT	
2010	69	67	68	69	273	T34	\$29,025.00
2013	72	74			146	CUT	
2015	68	72			140	CUT	
2017	66	72	69	69	276	T35	31,407.50
2018	73	75			148	CUT	
2020	70	71			141	CUT	
					Total		\$60,432.50

EWING, JACK (69.45)

Year	1st	2nd	3rd	4th	Total	Finish	Money
1971	65	67	70	68	270	T4	\$4,290.00
1972	67	69	73	69	278	T18	1,351.88
1973	71	68	66	67	272	T23	1,653.33
1974	69	68	74	73	284	T64	345.00
1976	69	73	70	73	285	T57	430.60
					Total		\$8,070.81

EZINICKI, BILL (72.05)

Year	1st	2nd	3rd	4th	Total	Finish	Money
1952	75	72	71	75	293	T45	
1953	73	73	70	75	291	T48	
1954	70	70	74	73	287	T43	
1958	71	71	71	66	279	T20	\$350.00
1963	72	71	72	76	291	T55	
					Total		\$350.00

FABEL, BRAD (70.19)

Year	1st	2nd	3rd	4th	Total	Finish	Money
1985	72	69	75	72	288	T62	\$1,290.00
1986	69	74			143	CUT	
1987	72	71			143	CUT	
1990	67	65	67	70	269	T2	66,000.00
1991	73	70			143	CUT	
1992	70	71	74	75	290	T73	1,910.00
1997	72	69	66	69	276	T21	14,081.25
1998	66	74			140	CUT	
1999	69	67	71	68	275	T41	9,250.00
2000	67	70	71	71	279	T66	5,656.00
					Total		\$98,187.25

FADEL, ALAN (71.50)

Year	1st	2nd	3rd	4th	Total	Finish	Money
1980	73	70			143	CUT	
					Total		

FAIRFIELD, DON (70.77)

Year	1st	2nd	3rd	4th	Total	Finish	Money
1955	71	73	67	73	284	T15	\$338.33
1956	69	77	63	66	275	T3	1,116.67
1957	71	71	70	68	280	T15	490.00
1958	68	71	73	69	281	T31	115.00
1959	74	69	75	71	289	T48	
1960	66	74	69	72	281	T20	330.00
1962	70	74	74		218	W/D	
1963	71	71	72	72	286	T26	365.00
					Total		\$2,755.00

FALDO, NICK (69.50)

Year	1st	2nd	3rd	4th	Total	Finish	Money
2001	66	73	72	67	278	T55	\$6,975.00
					Total		\$6,975.00

FARLOW, SAM (71.25)

Year	1st	2nd	3rd	4th	Total	Finish	Money
1976	74	68	69	74	285	T57	\$430.60
					Total		\$430.60

FARMER, PAUL (71.75)

Year	1st	2nd	3rd	4th	Total	Finish	Money
1960	72	71	71	73	287	T53	
					Total		

FARRELL, BILLY (71.75)

Year	1st	2nd	3rd	4th	Total	Finish	Money
1962	72	70	74	71	287	T48	
					Total		

FARROW, GREG (76.75)

Year	1st	2nd	3rd	4th	Total	Finish	Money
1984	77	84			161	CUT	
1988	75	71			146	CUT	
					Total		

FASTH, NICLAS (71.00)

Year	1st	2nd	3rd	4th	Total	Finish	Money
2004	69	73			142	CUT	
					Total		

FATHAUER, DEREK (71.00)

Year	1st	2nd	3rd	4th	Total	Finish	Money
2009	71	70			141	CUT	
2015	70	71			141	CUT	
2016	73	68			141	CUT	
2017	71	74			145	CUT	
2018	69	73			142	CUT	
					Total		

FAXON, BRAD (70.24)

Year	1st	2nd	3rd	4th	Total	Finish	Money
1983	69	74			143	CUT	
1984	70	70	73	75	288	T63	\$844.00
1985	72	67	71	71	281	T45	1,756.80
1986	70	72	69	76	287	T2	1,372.00
1987	70	72	69	71	282	T43	2,184.00
1988	65	69	69	69	272	T8	19,600.00
1989	68	74			142	CUT	
1990	70	70			140	CUT	
1991	69	70	70	68	277	T24	8,300.00
1992	73	74			147	CUT	
1993	67	71	75	66	279	T16	15,500.00
1994	71	69	64	72	276	T15	19,200.00
1995	74	67	71	71	283	T66	2,448.00
1996	68	70	71	68	277	8	46,500.00
1997	67	71	69	73	280	T53	3,408.75
1998	68	70	74	66	278	T56	4,460.00
2000	65	68	71	70	274	T32	13,626.67
2001	72	72			144	CUT	
2002	74	66	69	73	282	T63	8,400.00
2003	67	73	72	66	278	T36	18,433.34
2004	69	68	70	67	274	T13	69,825.00
2005	69	71	65	61	266	1	774,000.00
2006	74	71			145	CUT	
2007	65	74	70	69	278	T33	33,900.00
2009	74	65			139	CUT	
2010	75	73			148	CUT	
2011	72	73			145	CUT	
2012	76	76			152	CUT	
2013	69	77			146	CUT	
					Total		\$1,043,758.56

FAZIO, GEORGE (70.00)

Year	1st	2nd	3rd	4th	Total	Finish	Money
1954	75	71	67	68	281	T22	\$180.00
1957	71	69	70	69	279	T10	670.00

FEATHER, RANDY (69.75)

Year	1st	2nd	3rd	4th	Total	Finish	Money
1975	70	72	68	69	279	T34	\$988.57
					Total		\$988.57

FEHERTY, DAVID (69.75)

Year	1st	2nd	3rd	4th	Total	Finish	Money
1994	73	68	69	69	279	T26	\$8,520.00
					Total		\$8,520.00

FEHR, RICK (70.42)

Year	1st	2nd	3rd	4th	Total	Finish	Money
1985	77	71			148	CUT	
1987	75	74			149	CUT	
1989	71	67	65	70	273	T12	\$22,000.00
1990	73	69			142	CUT	
1991	68	67	66	70	271	T2	88,000.00
1992	66	72	69	73	280	T15	14,525.00
1993	75	72			147	CUT	
1994	71	75			146	CUT	
1996	69	73	69	71	282	T30	8,914.28
1997	72	68	70	65	275	T17	21,750.00
1998	70				70	DQ	
1999	70	71			141	CUT	
					Total		\$155,189.28

FEMINELLI, AL (72.75)

Year	1st	2nd	3rd	4th	Total	Finish	Money
1963	71	73	76	71	291	T55	
					Total		

FERENZ, JACK (71.60)

Year	1st	2nd	3rd	4th	Total	Finish	Money
1980	72	70			142	CUT	
1982	72	71			143	CUT	
1984	73	77			150	CUT	
1990	69	70	71	71	281	T68	\$2,030.00
					Total		\$2,030.00

FERGUS, KEITH (70.28)

Year	1st	2nd	3rd	4th	Total	Finish	Money
1979	66	69	71	68	274	T14	\$5,250.00
1980	70	69	65	70	274	T17	4,060.00
1981	70	69	66	71	276	T55	666.00
1984	69	76	70	71	286	T45	1,083.56
1985	73	72			145	CUT	
1986	71	71	69	70	281	T53	1,612.80
1995	71	75			146	CUT	
1996	73	7					

INDIVIDUAL RESULTS

FLEISHER, BRUCE (71.17)

Year	1st	2nd	3rd	4th	Total	Finish	Money
1981	77	76			153	CUT	
1984	77	77			154	CUT	
1991	72	73			145	CUT	
1992	69	71	74	68	282	T26	\$6,665.00
1993	71	65	73	69	278	T11	21,200.00
1994	72	70			142	CUT	
1995	71	67	66	73	277	T33	6,480.00
1996	68	70	71	72	281	T25	11,700.00
1997	70	76			146	CUT	
1998	69	70	68	70	277	T47	5,022.23
						Total	\$51,067.23

FLEMING, PETE (71.63)

Year	1st	2nd	3rd	4th	Total	Finish	Money
1952	72	70	80	71	293	T45	
1953	69	73	68	70	280	T16	\$225.00
						Total	\$225.00

FLESCH, STEVE (69.50)

Year	1st	2nd	3rd	4th	Total	Finish	Money
1998	71	66	67	70	274	T25	\$15,266.67
1999	70	72			142	CUT	
2000	67	67	67	67	268	T5	98,350.00
2001	68	78			146	CUT	
2006	69	70	64	71	274	T9	101,828.57
2007	71	69	72	73	285	T67	12,180.00
2009	71	68			139	CUT	
2010	68	73			141	CUT	
2011	68	68	70	63	269	T24	\$46,425.00
2012	76	71			147	CUT	
						Total	\$274,050.24

FLORES, MARTIN (71.67)

Year	1st	2nd	3rd	4th	Total	Finish	Money
2010	74	74			148	CUT	
2013	74	70			144	CUT	
2015	71	70			141	CUT	
2017	73	72			145	CUT	
2018	68	70	72	72	282	T72	\$13,650.00
						Total	\$13,650.00

FLOYD, RAYMOND (69.02)

Year	1st	2nd	3rd	4th	Total	Finish	Money
1964	69	67	74	71	281	T32	\$375.00
1967	68	70	68	68	274	T3	5,150.00
1968	69	67	68	67	271	3	7,500.00
1969	72	73			145	CUT	
1973	67	68	73	69	277	T50	470.00
1974	69	68	69	66	272	2	22,800.00
1975	67	69	71	65	272	T9	5,200.00
1976	73	67	67	65	272	T5	7,271.25
1978	69	68	70	70	277	T43	735.00
1979	70	69	67	67	273	T10	7,200.00
1980	72	67	71	71	281	T57	663.00
1982	65	65	67	68	265	T2	26,400.00
1983	68	71	68	69	276	T23	2,528.57
1984	72	70	67	74	283	T28	2,720.00
1985	64	68	68	72	272	T4	26,400.00
1986	72	71			143	CUT	
1987	73	72			145	CUT	
						Total	\$115,412.82

FLOYD, ROBERT (73.50)

Year	1st	2nd	3rd	4th	Total	Finish	Money
1995	76	71			147	CUT	
						Total	

FOLEY, KEVIN (70.50)

Year	1st	2nd	3rd	4th	Total	Finish	Money
2014	71	70			141	CUT	
						Total	

FORD, BOBBY (72.25)

Year	1st	2nd	3rd	4th	Total	Finish	Money
1962	72	73	73	74	292	T60	
1965	73	71	73	69	286	T61	
						Total	

FORD, DOUG (70.08)

Year	1st	2nd	3rd	4th	Total	Finish	Money
1952	71	70	71	68	280	T6	\$750.00
1953	69	68	72	68	277	T12	380.00
1954	70	67	66	72	275	T4	1,000.00
1955	71	66	75	77	289	T34	
1956	70	70	71	70	281	T21	230.00
1957	69	69	65	73	276	T4	1,100.00
1958	65	74	70	66	275	T13	725.00
1959	70	69	69	66	274	3	1,800.00
1960	67	69	72	69	277	T7	987.50
1961	69	68	73	72	282	T38	
1962	70	71	70	71	282	T21	450.00
1963	69	71	71	66	277	4	2,200.00
1964	68	74	70	70	282	T42	
1967	68	67	69	70	274	T3	5,150.00
1968	70	71	72	75	288	T63	
1970	73	69	71	68	281	T42	286.67
1971	76	73			149	CUT	
1975	69	70	70	72	281	T45	540.00
1980	75	73			148	CUT	
1981	70	69	68	71	278	T67	609.00
						Total	\$16,208.17

FORD, SCOTT (71.00)

Year	1st	2nd	3rd	4th	Total	Finish	Money
1995	69	70	75	70	284	T71	\$2,364.00
						Total	\$2,364.00

FORSMAN, DAN (69.74)

Year	1st	2nd	3rd	4th	Total	Finish	Money
1984	71	79			150	CUT	
1985	70	70	69	66	275	T14	\$10,200.00
1986	65	68	72	70	275	T12	13,300.00
1987	65	69	69	67	270	T2	61,600.00
1988	73	67	74	71	285	T68	1,414.00
1989	70	70			140	DQ	
1990	65	74	71	64	274	T27	6,516.67
1991	67	67	71	69	274	T10	24,000.00
1992	69	69	68	70	276	T2	74,666.67
1993	66	69	72	65	272	T2	88,000.00
1994	70	70	71	72	283	T51	2,862.00
1996	71	72	73	71	287	T61	3,195.00
1999	69	68	68	71	276	T46	6,587.50
2000	64	71	71	67	273	T25	20,920.00
2001	72	71			143	CUT	
2002	68	70	69	64	271	T7	124,666.67
2003	71	71			142	CUT	
2004	77	74			151	CUT	
2005	67	74			141	CUT	
2006	71	74			145	CUT	
						Total	\$437,928.51

FOSTEY, ERIN (72.50)

Year	1st	2nd	3rd	4th	Total	Finish	Money
1982	74	71			145	CUT	
						Total	

FOUGHT, JOHN (69.40)

Year	1st	2nd	3rd	4th	Total	Finish	Money
1979	68	67	69	70	274	T14	\$5,250.00
1980	67	66	68	70	271	T5	10,170.00
1981	71	70			141	CUT	
1982	73	73			146	CUT	
1983	68	71	69	68	276	T23	2,528.58
1984	67	74	71	68	280	T16	6,200.00
						Total	\$24,148.58

FOWLER, DAVE (75.00)

Year	1st	2nd	3rd	4th	Total	Finish	Money
1980	76	74			150	CUT	
						Total	

FOWLER, RICKIE (69.42)

Year	1st	2nd	3rd	4th	Total	Finish	Money
2009	72	73			145	CUT	
2010	71	65	68	66	270	T13	\$99,750.00
2013	72	68	70	64	274	T13	111,020.00
2021	69	75			144	CUT	
						Total	\$210,770.00

FRANCO, CARLOS (70.25)

Year	1st	2nd	3rd	4th	Total	Finish	Money
2006	71	70			141	CUT	
2008	71	69			140	CUT	
						Total	

FRASER, HOWELL (70.25)

Year	1st	2nd	3rd	4th	Total	Finish	Money
2015	73	69			142	CUT	
						Total	

FRAUSTRO, OSCAR (71.00)

Year	1st	2nd	3rd	4th	Total	Finish	Money
1969	71	70	71	69	281	T42	\$297.50
						Total	\$297.50

FRAZAR, HARRISON (70.27)

Year	1st	2nd	3rd	4th	Total	Finish	Money
1998	66	67	73	72	278	T56	\$4,460.00
1999	68	70	69	66	273	T26	17,375.00
2000	77	70			147	CUT	
2003	72	80			152	CUT	
2005	73	69			142	CUT	
2006	65	71	65	75	276	T21	39,160.00
2008	69	68	71	71	279	T62	12,900.00
2009	71	69			140	CUT	
2010	73	67			140	CUT	
						Total	\$73,895.00

FREEMAN, CODY (71.00)

Year	1st	2nd	3rd	4th	Total	Finish	Money
2008	73	69			142	CUT	
						Total	

FREEMAN, ROBIN (70.60)

Year	1st	2nd	3rd	4th	Total	Finish	Money
1989	70	70	74	67	281	T60	\$2,170.00
1992	67	73	75	75	290	T73	1,910.00
1994	74	73			147	CUT	
1995	75	70			145	CUT	
1996	68	72	71	69	280	T18	18,257.14
2000	71	70			141	CUT	
2001	73	67	74	68	282	T75	5,859.00
2002	69	70	70	67	276	T27	27,800.00
2003	69	69	67	71	276	T26	28,400.0

INDIVIDUAL RESULTS

GAINEY, TOMMY (68.45)

Year	1st	2nd	3rd	4th	Total	Finish	Money
2008	70	71			141	CUT	
2009	67	75			142	CUT	
2011	66	69	65	68	268	T17	\$78,514.28
2012	66	68	70	68	272	T18	75,600.00
2013	66	67	70	72	275	T18	76,860.00
2014	70	66	67	68	271	T18	78,120.00
						Total	\$309,094.28

GAJDA, BOB (70.75)

Year	1st	2nd	3rd	4th	Total	Finish	Money
1952	70	74	69	74	287	T29	\$120.00
1953	70	72	68	69	279	15	280.00
						Total	\$400.00

GALESKI, JOHN (73.27)

Year	1st	2nd	3rd	4th	Total	Finish	Money
1952	76	73	76		225	W/D	
1955	71	76	72	72	291	T42	
1959	70	75	69	76	290	T51	
						Total	

GALLAGHER, JEFF (71.20)

Year	1st	2nd	3rd	4th	Total	Finish	Money
1996	75	72			147	CUT	
1998	68	67	72	69	276	T36	\$8,209.09
1999	74	70			144	CUT	
2003	73	72			145	CUT	
						Total	\$8,209.09

GALLAGHER, JR., JIM (70.00)

Year	1st	2nd	3rd	4th	Total	Finish	Money
1984	71	72	69	72	284	T33	\$2,210.00
1986	71	68	72	65	276	T18	8,820.00
1987	68	74	69	73	284	T58	1,533.00
1988	68	71	69	69	277	T32	4,051.50
1989	70	68	68	72	278	T41	3,600.00
1990	71	66	68	69	274	T27	6,516.66
1991	68	65	70	69	272	T4	41,333.33
1992	69	74			143	CUT	
1997	69	74	68	70	281	T61	3,210.00
1998	77	68			145	CUT	
1999	71	69			140	CUT	
2003	71	75			146	CUT	
						Total	\$71,274.49

GAMEZ, ROBERT (70.45)

Year	1st	2nd	3rd	4th	Total	Finish	Money
1992	71	68	76	72	287	T58	\$2,170.00
1996	71	68	66	75	280	T18	18,257.14
1997	76	74			150	CUT	
2000	64	70	70	67	271	T14	49,000.00
2002	70	69	71	70	280	T54	9,000.00
2003	70	69	70	73	282	T58	8,800.00
2004	69	66	70	78	283	T67	8,526.00
2005	69	70	71	74	284	T69	8,643.00
2006	71	66	68	71	276	T21	39,160.00
2007	70	69	73	73	285	T67	12,180.00
2008	71	69			140	CUT	
						Total	\$155,736.14

GANGLUFF, STEPHEN (70.80)

Year	1st	2nd	3rd	4th	Total	Finish	Money
2002	73	70			143	CUT	
2012	67	71	73		211	T76	\$11,040.00
						Total	\$11,040.00

GARBER, JOEY (71.50)

Year	1st	2nd	3rd	4th	Total	Finish	Money
2014	72	72			144	CUT	
2019	71	71			142	CUT	
						Total	\$11,040.00

GARCIA, SERGIO (67.85)

Year	1st	2nd	3rd	4th	Total	Finish	Money
2002	69	67	69	70	275	T20	\$41,714.29
2009	67	69	71	66	273	T43	20,400.00
2014	65	69	65	67	266	T2	545,600.00
2015	67	68	66	72	273	T25	41,234.28
2020	64	70	70	66	270	T32	42,254.00
						Total	\$691,202.57

GARDINER, SCOTT (75.50)

Year	1st	2nd	3rd	4th	Total	Finish	Money
2013	72	70			142	CUT	
2014	75	77			152	CUT	
						Total	

GARDNER, BUDDY (70.79)

Year	1st	2nd	3rd	4th	Total	Finish	Money
1980	67	71	67	74	279	T46	\$790.50
1981	68	70	68	70	276	T55	666.00
1982	69	71			140	CUT	
1983	69	68	76	73	286	67	618.00
1984	68	79			147	CUT	
1985	69	71	71	68	279	T37	2,580.00
1986	71	72			143	CUT	
1987	73	74			147	CUT	
1988	70	74			144	CUT	
1989	72	74			146	CUT	
1990	67	72	68	70	277	T45	2,752.50
1992	69	74			143	CUT	
						Total	\$7,407.00

GARNER, TOM (72.75)

Year	1st	2nd	3rd	4th	Total	Finish	Money
1987	75	74			149	CUT	
1994	73	69			142	CUT	
						Total	

GARNETT, BRICE (69.17)

Year	1st	2nd	3rd	4th	Total	Finish	Money
2014	67	68	72	78	285	T75	\$11,718.00
2015	66	69	66	71	272	T20	71,936
2018	70	72			142	CUT	
2019	70	69			139	CUT	
2020	69	68			137	CUT	
2021	65	68	69	68	270	T5	253,820.00
						Total	\$337,474.00

GARRETT, BILL (70.83)

Year	1st	2nd	3rd	4th	Total	Finish	Money
1965	70	70	73	71	284	T51	
1970	69	67	74	70	280	T38	\$462.50
1971	67	72	73	74	286	T78	115.79
						Total	\$578.29

GARRETT, WRIGHT (71.50)

Year	1st	2nd	3rd	4th	Total	Finish	Money
1966	70	72	71	73	286	71	
						Total	

GARRIGUS, ROBERT (69.93)

Year	1st	2nd	3rd	4th	Total	Finish	Money
2006	73	77			150	CUT	
2007	75	76			151	CUT	
2008	71	68			139	CUT	
2009	66	69	68	66	269	T19	\$75,300.00
2010	73	65	70	72	280	T68	12,060.00
2013	69	74			143	CUT	
2015	65	72	70	67	274	T39	23,680
2016	67	67	68	67	269	T5	231,825.00
2017	69	72			141	CUT	
2018	74	68			142	CUT	
						Total	\$342,865.00

GARVIN, FRANK (70.75)

Year	1st	2nd	3rd	4th	Total	Finish	Money
1961	67	71	69	76	283	T43	
						Total	

GAVRONSKI, TIM (79.25)

Year	1st	2nd	3rd	4th	Total	Finish	Money
1995	79	77			156	CUT	
1999	79	82			161	CUT	
						Total	

GARZA, DUSTIN (79.50)

Year	1st	2nd	3rd	4th	Total	Finish	Money
2010	86	73			159	CUT	
						Total	

GATES, BOBBY (74.50)

Year	1st	2nd	3rd	4th	Total	Finish	Money
2011	72	76			148	CUT	
2012	75	67			142	CUT	
2013	72	74			146	CUT	
2014	78	73			157	CUT	
2017	80	72			152	CUT	
						Total	

GAY, BRIAN (70.09)

Year	1st	2nd	3rd	4th	Total	Finish	Money
1999	72	71			143	CUT	
2001	68	72	68	66	274	T36	\$13,659.38
2003	68	69	73	71	281	T52	9,280.00
2004	72	70			142	CUT	
2005	71	66	73	72	282	T63	9,116.00
2006	71	71			142	CUT	
2008	73	67			140	CUT	
2009	66	68	70	67	271	T26	41,700.00
2010	73	69			142	CUT	
2012	68	72	72		212	T81	10,560.00
2013	68	69	71	71	279	T51	14,500.00
2014	70	66	72	73	281	T71	12,214.00
2016	71	70			141	CUT	
2017	72	72			144	CUT	
2019	68						

INDIVIDUAL RESULTS

GLENZ, DAVID (69.00)

Year	1st	2nd	3rd	4th	Total	Finish	Money
1973	70	67	70	71	278	T57	\$420.00
1975	66	71	66	71	274	T13	3,400.00
						Total	\$3,820.00

GLIGIC, MICHAEL (70.00)

Year	1st	2nd	3rd	4th	Total	Finish	Money
2021	68	72			140	CUT	
						Total	

GLIHA, DON (81.00)

Year	1st	2nd	3rd	4th	Total	Finish	Money
1983	79	78			157	CUT	
2002	88	79			167	CUT	
						Total	

GLISSON, BILLY (73.50)

Year	1st	2nd	3rd	4th	Total	Finish	Money
1982	75	72			147	CUT	
						Total	

GLOVER, LUCAS (69.69)

Year	1st	2nd	3rd	4th	Total	Finish	Money
2002	72	72			144	CUT	
2004	77	73			150	CUT	
2006	72	70			142	CUT	
2008	65	66	71	68	270	T19	\$65,250.00
2009	65	71	65	65	266	T11	138,000.00
2012	70	66	71	69	276	T47	14,584.61
2013	75	74			149	CUT	
2015	67	73			140	CUT	
2017	72	71			143	CUT	
2019	71	70			141	CUT	
2020	66	68	71	63	268	T20	87,320.00
						Total	\$305,154.61

GLOVER, RANDY (71.50)

Year	1st	2nd	3rd	4th	Total	Finish	Money
1963	69	72	74	71	286	T26	\$365.00
						Total	\$365.00

GOALBY, BOB (69.38)

Year	1st	2nd	3rd	4th	Total	Finish	Money
1958	68	70	68	69	275	T13	\$725.00
1959	68	67	71	73	279	T8	950.00
1961	69	71	69	70	279	T17	570.00
1962	69	69	66	67	271	1	5,300.00
1963	69	71	68	73	281	T12	960.00
1965	64	71	70	70	275	T3	4,000.00
1966	69	71	68	67	275	T16	1,550.00
1967	71	69	71	68	279	T21	953.57
1969	73	75			148	CUT	
1970	71	70	67	68	276	T13	1,550.00
1971	70	66	69	68	273	T14	1,760.00
1972	67	71	71	69	278	T18	1,351.88
1975	67	71	71	71	280	T41	760.00
						Total	\$20,430.45

GOETZ, BOB (70.38)

Year	1st	2nd	3rd	4th	Total	Finish	Money
1960	72	69	72	73	286	T45	
1961	65	68	73	71	277	T12	\$875.00
						Total	\$875.00

GOGEL, MATT (69.64)

Year	1st	2nd	3rd	4th	Total	Finish	Money
2000	71	69			140	CUT	
2003	67	71	74	69	281	T52	\$9,280.00
2004	67	69	69	67	272	T6	140,700.00
2005	73	66	73	70	282	T63	9,116.00
						Total	\$159,096.00

GOGGIN, MATHEW (69.52)

Year	1st	2nd	3rd	4th	Total	Finish	Money
2000	72	70			142	CUT	
2001	67	72	72	77	288	85	\$5,270.00
2002	66	70	70	67	273	T13	72,800.00
2003	67	71	67	71	276	T26	28,400.00
2006	73	73			146	CUT	
2007	69	71	67	68	275	T15	90,000.00
2009	65	69	70	67	271	T26	41,700.00
2010	64	72	67	70	273	T34	29,025.00
2012	72	71			143	W/D	
						Total	\$267,205.00

GOGGIN, WILLIE (70.75)

Year	1st	2nd	3rd	4th	Total	Finish	Money
1956	69	73	73	68	283	T28	\$41.25
						Total	\$41.25

GOIN, TED (73.00)

Year	1st	2nd	3rd	4th	Total	Finish	Money
1981	73	73			146	CUT	
						Total	

GOLDSTRAND, JOEL (69.75)

Year	1st	2nd	3rd	4th	Total	Finish	Money
1969	66	74	67	73	280	T35	\$495.71
1971	63	77	68	70	278	T31	592.00
						Total	\$1,087.71

GOMEZ, FABIAN (69.94)

Year	1st	2nd	3rd	4th	Total	Finish	Money
2011	73	71			144	CUT	
2013	70	71			141	CUT	
2017	66	70	72	70	278	T53	\$15,742.00
2018	71	67	68	65	271	T19	79,000.00
2019	70	71			141	CUT	
2020	71	73			144	CUT	
						Total	\$94,742.00

GOMEZ, JAIME (73.50)

Year	1st	2nd	3rd	4th	Total	Finish	Money
1993	76	71			147	CUT	
						Total	

GONZALES, ANDRES (70.50)

Year	1st	2nd	3rd	4th	Total	Finish	Money
2011	73	73			146	CUT	
2013	68	74			142	CUT	
2015	75	70			145	CUT	
2016	70	68	65	69	272	T17	\$83,490.00
2017	70	71			141	CUT	
						Total	\$83,490.00

GONZALEZ, ERNIE (74.00)

Year	1st	2nd	3rd	4th	Total	Finish	Money
1987	67	75	72	72	286	T65	\$1,435.00
1988	72	73			145	CUT	
1989	74	73			147	CUT	
1996	84	78			162	CUT	
						Total	\$1,435.00

GONZALEZ, JAIME (68.50)

Year	1st	2nd	3rd	4th	Total	Finish	Money
1980	64	70	67	70	271	T5	\$10,170.00
1981	69	71			140	CUT	
						Total	\$10,170.00

GOOCH, LAN (73.00)

Year	1st	2nd	3rd	4th	Total	Finish	Money
1998	72	74			146	CUT	
						Total	

GOOCH, TALOR (70.38)

Year	1st	2nd	3rd	4th	Total	Finish	Money
2018	74	73			147	CUT	
2020	69	71			140	CUT	
2021	64	70	73	69	276	T36	\$30,743.64
						Total	\$30,743.64

GOOSEN, RETIEF (69.39)

Year	1st	2nd	3rd	4th	Total	Finish	Money
2010	68	69	64	67	268	T5	\$210,750.00
2014	68	69	71	69	277	T51	14,591.00
2016	69	69	69	69	276	T47	16,573.34
2017	70	69	71	70	280	T62	14,484.00
2018	75	73			148	CUT	
						Total	\$256,395.34

GOOSIE, J.C. (70.88)

Year	1st	2nd	3rd	4th	Total	Finish	Money
1957	71	71	72	75	289	T40	
1968	70	66	72	70	278	T14	\$1,800.00
						Total	\$1,800.00

GORDON, SCOTT (69.00)

Year	1st	2nd	3rd	4th	Total	Finish	Money
2011	71	67			138	CUT	
						Total	

GORDON, WILL, (69.00)

Year	1st	2nd	3rd	4th	Total	Finish	Money
2020	66	62	71	64	263	T3	\$436,600.00
2021	71	67	76	75	289	T9	13,838.00
						Total	\$450,438.00

GORE, JASON (70.09)

Year	1st	2nd	3rd	4th	Total	Finish	Money
2001	74	69			143	CUT	
2003	68	73			141	CUT	
2005	74	65	76	72	287	T73	\$8,299.00
2006	77				77	W/D	
2008	71	66	69	69	275	T45	16,817.14
2009	68	68	73	70	279	T68	12,180.00
2015	64	68	69	69	270	T10	147,200.00
2016	68	72			140	CUT	
						Total	\$200,306.14

GORMAN, BRYAN (75.50)

Year	1st	2nd	3rd	4th	Total	Finish	Money
1996	71	80			151	CUT	
						Total	

GORMAN, TOM (74.25)

Year	1st	2nd	3rd	4th	Total	Finish	Money
1980	71	73			144	CUT	
1984	72	81			153	CUT	
						Total	

GOSS, OLIVER (70.50)

Year	1st	2nd	3rd	4th	Total	Finish	Money
2014	70	71			141	CUT	
						Total	

GOSSET

INDIVIDUAL RESULTS

GRAZIOSA, FRANK (77.00)

Year	1st	2nd	3rd	4th	Total	Finish	Money
2004	77	77			154	CUT	
Total							

GREEN, HUBERT (69.01)

Year	1st	2nd	3rd	4th	Total	Finish	Money
1971	66	68	70	66	270	T4	\$4,290.00
1972	67	68	73	69	277	T14	2,062.50
1973	63	73	63	68	267	T7	5,460.00
1974	67	72	71	66	276	T11	3,466.67
1975	66	65	68	68	267	2	22,800.00
1976	70	68	67	68	273	T9	5,250.00
1977	69	69	64	70	272	T11	4,252.50
1978	69	69	68	69	275	T31	1,191.00
1979	67	71	68	66	272	T8	9,000.00
1980	72	67	65	69	273	T14	5,400.00
1981	68	65	67	64	264	1	54,000.00
1982	66	66	66	67	265	T2	26,400.00
1983	67	69	73	70	279	T43	876.60
1984	70	71	71	68	280	T16	6,200.00
1985	66	71	69	70	276	T19	6,771.43
1986	71	72			143	CUT	
1987	73	74			147	CUT	
1988	70	65	73	70	278	T36	3,013.77
1989	69	69	70	73	281	T60	2,170.00
1990	66	71	68	68	273	T21	10,000.00
1992	68	81			149	CUT	
1993	70	70	72	68	280	T20	10,833.34
1994	79	72			151	CUT	
1995	72	75			147	CUT	
Total							\$183,437.81

GREEN, JIMMY (71.10)

Year	1st	2nd	3rd	4th	Total	Finish	Money
1997	73	75			148	CUT	
1999	70	68	73	76	287	T2	\$4,900.00
2001	66	73	70	67	276	T45	9,076.80
Total							\$13,976.80

GREEN, KEN (70.93)

Year	1st	2nd	3rd	4th	Total	Finish	Money
1982	70	70			140	CUT	
1983	70	69	72	74	285	T63	\$633.00
1984	76	76			152	CUT	
1985	69	73			142	T70	1,176.00
1986	73	70			143	CUT	
1987	69	73	68	77	287	T71	1,330.00
1988	66	70	71	70	277	T32	4,051.50
1989	71	67	68	73	279	T47	2,568.57
1990	66	69	71	68	274	T27	6,516.67
1991	67	69	71	67	274	T10	24,000.00
1992	68	72	70	68	278	T8	29,000.00
1993	78				78	W/D	
1994	69	70	68	68	275	T9	28,800.00
1995	73	66	68	71	278	T38	4,920.00
1996	70	78			148	CUT	
1997	77	73			150	CUT	
1998	71	74			145	CUT	
2000	75				75	W/D	
2001	74	70			144	CUT	
2004	77				77	DQ	
Total							\$102,995.74

GREEN, NATHAN (68.56)

Year	1st	2nd	3rd	4th	Total	Finish	Money
2006	71	65	69	66	271	4	\$211,200.00
2008	68	71			139	CUT	
2009	69	67	68	68	272	T34	28,400.00
2011	76	66			142	CUT	
2012	65	69	70	69	273	T24	49,800.00
Total							\$289,400.00

GREENE, BERT (69.82)

Year	1st	2nd	3rd	4th	Total	Finish	Money
1968	71	72	70	72	285	T43	\$171.67
1969	69	67	70	65	271	T4	4,400.00
1970	71	67	69	70	277	T21	902.85
1971	70	71	71	71	283	T66	115.79
1973	73	64	72	67	276	T44	603.34
1974	69	69	75	69	282	T52	460.00
1975	70	70	72	69	281	T45	540.00
Total							\$7,193.65

GREENWOOD, BOBBY (69.25)

Year	1st	2nd	3rd	4th	Total	Finish	Money
1974	69	72	68	68	277	T20	\$1,928.57
Total							\$1,928.57

GREER, BRAD (71.00)

Year	1st	2nd	3rd	4th	Total	Finish	Money
1987	69	72	70	73	284	T58	\$1,533.00
Total							\$1,533.00

GRIBBLE, CODY (69.50)

Year	1st	2nd	3rd	4th	Total	Finish	Money
2017	74	69			143	CUT	
2019	69	69	67	69	274	T21	\$65,760.00
Total							\$65,760.00

GRIFFIN, LANTO (68.75)

Year	1st	2nd	3rd	4th	Total	Finish	Money
2018	70	63	70	72	275	T38	\$30,800.00
2020	66	67	68	68	269	T24	57,627.50
2021	71	67	71	72	281	T70	15,022.00
Total							\$103,449.50

GRIFFITHS, ED (69.25)

Year	1st	2nd	3rd	4th	Total	Finish	Money
1966	67	68	69	73	277	T26	\$800.00
Total							\$800.00

GRIGLEY, MIKE (80.50)

Year	1st	2nd	3rd	4th	Total	Finish	Money
1986	81	80			161	CUT	
Total							

GRILLO, EMILIANO (69.11)

Year	1st	2nd	3rd	4th	Total	Finish	Money
2017	69	70	71	67	277	T43	\$19,869.60
2018	69	67	66	69	271	T19	79,000.00
2019	67	71	71	72	281	T60	15,480.00
2020	67	66	71	72	276	T60	16,502.00
2021	74	65			139	CUT	
Total							\$130,851.60

GRIMES, TONY (70.67)

Year	1st	2nd	3rd	4th	Total	Finish	Money
1987	71	74			145	CUT	
1989	69	70	65	75	279	T47	\$2,568.57
Total							\$2,568.57

GRISSETTE, ULY (75.50)

Year	1st	2nd	3rd	4th	Total	Finish	Money
2004	73	78			151	CUT	
Total							

GROB, MIKE (71.33)

Year	1st	2nd	3rd	4th	Total	Finish	Money
2003	68	70	70	72	280	T47	\$10,576.00
2004	77	71			148	CUT	
Total							\$10,576.00

GROH, GARY (70.31)

Year	1st	2nd	3rd	4th	Total	Finish	Money
1973	68	68	71	69	276	T44	\$603.33
1974	69	68	68	74	279	T33	949.09
1975	71	70	73	72	286	T69	152.50
1978	69	69	70	76	284	T73	
Total							\$1,704.92

GRONAUER, FRED (71.38)

Year	1st	2nd	3rd	4th	Total	Finish	Money
1959	69	68	76	75	288	T42	
1961	70	69	72	72	283	T43	
Total							

GRONBERG, MATHIAS (71.20)

Year	1st	2nd	3rd	4th	Total	Finish	Money
2004	73	71			144	CUT	
2005	73	69			142	CUT	
2006	68	71	65	77	281	T53	\$10,090.66
2007	77				77	W/D	
2008	71	71			142	CUT	
2009	70	72			142	CUT	
2010	67	73			140	CUT	
Total							\$10,090.66

GROSS, JOHN (70.25)

Year	1st	2nd	3rd	4th	Total	Finish	Money
1965	69	74	68	70	281	T30	\$550.00
Total							\$550.00

GRUNEWALD, KELLY (70.75)

Year	1st	2nd	3rd	4th	Total	Finish	Money
2001	69	70	75	69	283	T77	\$5,735.00
Total							\$5,735.00

GRUSS, ANDREW (80.50)

Year	1st	2nd	3rd	4th	Total	Finish	Money
2008	80	81			161	CUT	
Total							

GRYGIEL, JEFF (73.75)

Year	1st	2nd	3rd	4th	Total	Finish	Money
1985	76	70			146	CUT	
1986	75	74			149	CUT	
Total							

GULLION, JOEY (70.50)

Year	1st	2nd	3rd	4th	Total	Finish	Money
2000	72	69			141	CUT	
Total							

GUMP, SCOTT (70.30)

Year	1st	2nd	3rd	4th	Total	Finish	Money
1991	71	73			144	CUT	
1992	67	72	75	70	284	T42	\$3,600.00
1993	73	67	69	69	278	T11	21,200.00
1995	70	71	68	69	278	T38	4,920.00
1996	70	75			145	CUT	
1997	70	72	73	71	286	T77	2,760.00
1998	68	62	72	74	276	T36	8,209.09
1999	75	69			144	CUT	
2000	67	68	70	69	274	T32	13,626.67
Total							\$54,315.76

GUNNING, JAY (75.50)

Year	1st	2nd	3rd	4th	Total	Finish	Money
1996	76	75			151	CUT	
Total							

GUSTIN, JON (72.00)

Year	1st	2nd	3rd	4th	Total	Finish	Money
1959	74	70	74	74	292	T62	

INDIVIDUAL RESULTS

HALL, TYLER (70.50)

Year	1st	2nd	3rd	4th	Total	Finish	Money
2005	71	70			141	CUT	
Total							

HALLBERG, GARY (70.60)

Year	1st	2nd	3rd	4th	Total	Finish	Money
1980	68	70	63	70	271	T5	\$10,170.00
1981	68	73			141	CUT	
1982	67	71	74	78	290	80	540.00
1983	68	72			140	CUT	
1984	70	72	67	64	273	T3	23,200.00
1985	74	77			151	CUT	
1986	72	67	67	70	276	T18	8,820.00
1990	69	72			141	CUT	
1992	66	74	78	67	285	T46	2,674.29
1993	70	77			147	CUT	
1995	71	69	65	71	276	T28	8,160.00
1998	72	67	72	71	282	T72	3,920.00
2003	77	74			151	CUT	
Total							

HALLDORSON, DAN (73.08)

Year	1st	2nd	3rd	4th	Total	Finish	Money
1984	73	73			146	CUT	
1985	78				78	DQ	
1987	75	73			148	CUT	
1988	69	72			141	CUT	
1990	72	71			143	CUT	
1992	72	73			145	CUT	
1993	75	74			149	CUT	
Total							

HALLET, JIM (71.31)

Year	1st	2nd	3rd	4th	Total	Finish	Money
1984	73	72	71	72	288	T63	\$844.00
1988	67	72	71	71	281	T56	1,575.00
1989	68	67	73	72	280	T54	2,270.00
1990	74	72			146	CUT	
1991	64	71	68	72	275	T14	16,500.00
1992	72	70	72	69	283	T36	4,608.34
1993	76	78			154	CUT	
1995	77	70			147	CUT	
Total							

HAMILTON, ED (74.33)

Year	1st	2nd	3rd	4th	Total	Finish	Money
1953	75	75	73		223	W/D	
Total							

HAMILTON, GAR (70.75)

Year	1st	2nd	3rd	4th	Total	Finish	Money
1980	71	68	72	72	283	T64	\$633.00
Total							

HAMILTON, TODD (70.00)

Year	1st	2nd	3rd	4th	Total	Finish	Money
2010	67	73			140	CUT	
Total							

HAMMER, LAURIE (69.63)

Year	1st	2nd	3rd	4th	Total	Finish	Money
1975	68	73	75	69	285	T62	\$350.00
1978	70	67	66	69	272	T9	4,357.50
Total							

HAMMOND, DONNIE (70.15)

Year	1st	2nd	3rd	4th	Total	Finish	Money
1983	68	68	73	67	276	T23	\$2,528.57
1984	70	74	66	75	285	T37	1,680.00
1985	72	71			143	CUT	
1988	65	68	78	70	281	T56	1,575.00
1991	71	67	72	72	282	T56	2,230.00
1992	66	70	68	72	276	T2	74,666.66
1993	72	70	76	71	289	T68	2,000.00
1995	68	73	71	67	279	T45	3,432.00
1998	67	70	67	70	274	T25	15,266.67
Total							

HAMMOND, MIKE (72.50)

Year	1st	2nd	3rd	4th	Total	Finish	Money
1988	73	72			145	CUT	
Total							

HAN, SEUNG 'SU (71.00)

Year	1st	2nd	3rd	4th	Total	Finish	Money
2003	70	72			142	CUT	
Total							

HANCOCK, PHILLIP (69.65)

Year	1st	2nd	3rd	4th	Total	Finish	Money
1977	70	71	71	65	277	T31	\$1,165.50
1978	64	64	71	75	274	T22	1,715.00
1979	67	73	69	72	281	T47	761.25
1980	70	68	66	73	277	T35	1,511.25
1981	65	71	70	70	276	T55	666.00
1982	71	68	70	71	280	T68	609.00
1985	71	75			146	CUT	
Total							

HANSEN, MATT (72.50)

Year	1st	2nd	3rd	4th	Total	Finish	Money
2006	73	72			145	CUT	
Total							

HARBERT, CHICK (69.25)

Year	1st	2nd	3rd	4th	Total	Finish	Money
1960	71	69	70	67	277	T7	\$987.50
Total							

HARDY, NICK (69.75)

Year	1st	2nd	3rd	4th	Total	Finish	Money
2018	69	68	70	72	279	T61	\$14,910.00
Total							

HARDIN, GARY (73.17)

Year	1st	2nd	3rd	4th	Total	Finish	Money
1977	69	72	75	78	294	81	
1980	72	73			145	CUT	
Total							

HARKINS, BRANDON (69.50)

Year	1st	2nd	3rd	4th	Total	Finish	Money
2018	72	66	68	69	275	T38	\$30,800.00
2019	66	72	70	73	281	T60	15,480.00
Total							

HARMAN, BRIAN (68.50)

Year	1st	2nd	3rd	4th	Total	Finish	Money
2004	73	67	71	73	284	T71	
2012	70	65	69	69	273	T24	\$49,800.00
2013	69	69	69	72	279	T51	14,500.00
2014	68	67	69	71	275	T42	22,320.00
2015	66	67	67	69	265	3	435,200.00
2016	70	73			143	CUT	
2017	66	70	69	71	276	T35	31,407.50
2018	64	66	69	68	267	T6	234,500.00
2019	72	66	66	66	270	T8	194,400.00
2020	70	68			138	CUT	
2021	68	68	67	67	270	T5	253,820.00
Total							

HARMON, JR., CLAUDE (71.75)

Year	1st	2nd	3rd	4th	Total	Finish	Money
1969	68	71	76	72	287	69	\$160.00
Total							

HARNEY, PAUL (69.52)

Year	1st	2nd	3rd	4th	Total	Finish	Money
1956	67	72	70	73	282	T24	\$160.00
1957	71	68	68	73	280	T15	490.00
1958	70	66	69	68	273	T5	1,200.00
1959	70	68	74	75	287	T35	44.28
1960	69	68	69	75	281	T20	330.00
1961	71	66	70	72	279	T17	570.00
1962	66	66	71	70	273	T5	1,600.00
1965	68	69	74	68	279	T16	1,200.00
1966	68	67	71	67	273	T9	2,620.00
1967	71	68	70	70	279	T21	953.57
1968	70	71	70	70	281	T30	675.00
1969	68	73	72	68	281	T42	297.50
1970	70	65	69	67	271	2	11,400.00
1971	66	71	72	68	277	T25	830.50
1972	67	72	70	71	280	T32	750.00
1973	70	66	66	71	273	T29	1,244.28
Total							

HARPER, CHANDLER (71.25)

Year	1st	2nd	3rd	4th	Total	Finish	Money
1955	72	71	68	74	285	T21	\$220.00
Total							

HARRINGTON, DENNIS (71.00)

Year	1st	2nd	3rd	4th	Total	Finish	Money
1990	69	68	71	76	284	T72	\$1,940.00
Total							

HARRINGTON, PADRAIG (69.39)

Year	1st	2nd	3rd	4th	Total	Finish	Money
2007	71	68	74	69	282	T54	\$13,560.00
2010	64	71	69	64	268	T5	210,750.00
2011	69	67	71	69	276	T63	12,780.00
2012	69	67	65	69	270	T11	132,000.00
2013	66	66	72	80	284	T72	12,017.00
2015	66	75			141	CUT	
2016	70	69	65	75	279	T64	13,794.00
2017	66	69	71	68	274	T17	83,111.11
2018	66	69	75	74	284	74	13,440.00
2019	68	72			140	CUT	
Total							

HARRINGTON, SCOTT (70.75)

Year	1st	2nd	3rd	4th	Total	Finish	Money
2020	68	76			144	CUT	
2021	69	70			139	CUT	
Total							

HARRIS, LABRON (70.46)

Year	1st	2nd	3rd	4th	Total	Finish	Money
1967	69	74	72	73	288	T61	
1969	71						

INDIVIDUAL RESULTS

HEARD, JERRY (69.75)

Year	1st	2nd	3rd	4th	Total	Finish	Money
1970	73	68	73	66	280	T38	\$462.50
1972	67	71	70	70	278	T18	1,351.87
1973	65	71	69	64	269	T13	3,600.00
1974	70	71	75	72	288	T70	150.00
1975	67	69	73	65	274	T13	3,400.00
1978	71	66	70	71	278	T46	559.43
1980	73	67	69	69	278	T39	1,170.00
1981	72	72			144	CUT	
1982	72	71			143	CUT	
						Total	\$10,693.80

HEARN, DAVID (69.50)

Year	1st	2nd	3rd	4th	Total	Finish	Money
2005	72	71			143	CUT	
2011	66	67	70	68	271	T38	\$27,000
2017	67	70	66	69	272	T8	176,800.00
2020	72	72			144	CUT	
2021	70	68	73	71	282	T73	14,578.00
						Total	\$218,378.00

HEARN, TOM (71.00)

Year	1st	2nd	3rd	4th	Total	Finish	Money
1995	69	73			142	CUT	
						Total	

HEATH, SKEETER (69.94)

Year	1st	2nd	3rd	4th	Total	Finish	Money
1978	70	65	71	70	276	T38	\$903.00
1980	68	72	69	72	281	T57	663.00
1981	72	66	70	69	277	T64	630.00
1982	70	71			141	CUT	
1985	72	72			144	CUT	
						Total	\$2,196.00

HEBERT, JAY (70.31)

Year	1st	2nd	3rd	4th	Total	Finish	Money
1956	71	68	71	77	287	T48	
1959	71	73	70	70	284	T23	\$290.00
1960	70	72	69	70	281	T20	330.00
1961	67	70	74	69	280	T23	324.29
1963	69	70	73	68	280	T10	1,250.00
1964	71	68	69	70	278	T15	872.22
1965	68	68	75	67	278	T13	1,600.00
1968	70	70	70	72	282	T35	562.50
						Total	\$5,229.01

HEBERT, LIONEL (70.25)

Year	1st	2nd	3rd	4th	Total	Finish	Money
1959	69	71	72	75	287	T35	\$44.28
1960	69	66	70	69	274	T5	1,250.00
1961	73	68	70	70	281	T30	106.25
1962	67	72	71	70	280	T15	740.00
1963	69	66	68	76	279	9	1,400.00
1964	70	69	70	70	279	T24	662.50
1965	69	74	76	68	287	T64	
						Total	\$4,203.03

HECKMAN, BUDDY (71.75)

Year	1st	2nd	3rd	4th	Total	Finish	Money
1952	69	72	72	74	287	T29	\$120.00
						Total	\$120.00

HEINEN, MIKE (69.93)

Year	1st	2nd	3rd	4th	Total	Finish	Money
1995	70	69	73	68	280	T51	\$2,824.00
1998	72	74			146	CUT	
2003	67	67	70	69	273	T11	79,428.57
2004	70	69	72	69	280	T54	9,618.00
						Total	\$91,870.57

HEINS, BOBBY (72.33)

Year	1st	2nd	3rd	4th	Total	Finish	Money
1975	69	73	67	77	286	T69	\$152.50
1980	71	77			148	CUT	
						Total	\$152.50

HEINTZ, BOB (70.69)

Year	1st	2nd	3rd	4th	Total	Finish	Money
2000	72	68			140	CUT	
2002	70	75			145	CUT	
2005	71	71			142	CUT	
2007	65	72	76	70	283	T61	\$12,900.00
2008	72	72			144	CUT	
2009	68	67	68	74	277	T63	\$12,600.00
						Total	\$25,500.00

HEINTZELMAN, WEBB (70.50)

Year	1st	2nd	3rd	4th	Total	Finish	Money
1989	72	71			143	CUT	
1990	69	68	70	73	280	T63	\$2,100.00
						Total	\$2,100.00

HEND, SCOTT (72.83)

Year	1st	2nd	3rd	4th	Total	Finish	Money
2004	71	70	71	80	292	79	\$7,728.00
2005	77	68			145	CUT	
						Total	\$7,728.00

HENDRICKSON, DICK (68.25)

Year	1st	2nd	3rd	4th	Total	Finish	Money
1973	71	69	70	63	273	T29	\$1,244.29
						Total	\$1,244.29

HENDRIX, MATT (73.50)

Year	1st	2nd	3rd	4th	Total	Finish	Money
2007	72	75			147	CUT	
						Total	

HENKE, NOLAN (69.94)

Year	1st	2nd	3rd	4th	Total	Finish	Money
1989	69	72			141	CUT	
1990	65	67	67	71	270	T6	\$32,375.00
1992	68	72	72	72	284	T42	3,600.00
1995	73	68	67	70	278	T38	4,920.00
1996	69	79			148	CUT	
1997	68	70	68	68	274	T13	28,125.00
1998	69	69	68	71	277	T47	5,022.22
1999	68	73			141	CUT	
2000	67	72	68	72	279	T66	5,656.00
2003	74	72			146	CUT	
						Total	\$79,698.22

HENLEY, RUSSELL (69.50)

Year	1st	2nd	3rd	4th	Total	Finish	Money
2016	68	65	65	73	271	T11	\$135,300.00
2018	66	65	67	69	267	T6	234,500.00
2019	74	71			145	CUT	
2020	65	69	72	64	270	T32	42,254.00
2021	67	66	68	72	273	T19	87,690.00
						Total	\$499,744.00

HENNINGER, BRIAN (70.13)

Year	1st	2nd	3rd	4th	Total	Finish	Money
1993	72	73			145	CUT	
1994	69	71	72	70	282	T47	\$3,228.00
1995	66	67	72	65	270	T5	43,800.00
1996	70	69	69	75	283	T37	6,300.00
1998	68	69	70	69	276	T36	8,209.09
2000	68	70	67	71	276	T48	7,123.20
2002	72	69	68	78	287	T73	7,680.00
2003	69	64	70	78	281	T52	9,280.00
2006	73	71			144	CUT	
						Total	\$85,620.29

HENNING, HAROLD (69.63)

Year	1st	2nd	3rd	4th	Total	Finish	Money
1967	69	69	71	69	278	T19	\$1,350.00
1968	69	68	72	70	279	T17	1,300.00
						Total	\$2,650.00

HENRY, BUNKY (70.61)

Year	1st	2nd	3rd	4th	Total	Finish	Money
1968	70	72	74	71	287	T59	
1970	73	67	70	67	277	T21	\$902.86
1971	66	70	72	67	275	23	1,034.00
1972	76	75			151	CUT	
1981	70	69	72	70	281	T80	522.00
						Total	\$2,458.86

HENRY, J.J. (69.13)

Year	1st	2nd	3rd	4th	Total	Finish	Money
1998	68	71	69	70	278	T56	
1999	70	70			140	CUT	
2001	70	73			143	CUT	
2002	71	71			142	CUT	
2003	66	67	69	73	275	T21	\$41,600.00
2004	69	72	71	68	280	T54	9,618.00
2005	67	67	73	69	276	T31	25,499.00
2006	68	68	63	67	266	1	792,000.00
2007	68	73	69	64	274	T13	120,000.00
2008	66	70	68	73	277	T59	13,320.00
2009	66	70	68	66	270	T23	57,600.00
2010	71	67	64	72	274	T42	21,000.00
2011	68	67	65	69	269	T24	46,425.00
2012	73	67	65	71	276	T47	14,584.61
2013	68	67	68	68	271	T5	231,800.00
2014	68	73			141	CUT	
2015	68	67	72	70	277	T60	13,888.00
2016	71	69			140	CUT	
2017	68	71	71	72	282	T69	13,532.00
2018	68	68	71	69	276	T42	24,500.00
2019	70	72			142	CUT	
2020	69	71			140	CUT	
2021	71	74			145	CUT	
						Total	\$1,425,366.61

HENSBY, MARK (71.10)

Year	1st	2nd	3rd	4th	Total	Finish	Money
2001	68	75			143	CUT	
2007	70	75			145	CUT	
2008	69	73			142	CUT	
2010	67	71	71	72	281	72	11,760.00
						Total	\$11,760.00

HERBERT, LUCAS (68.25)

Year	1st	2nd	3rd	4th	Total	Finish	Money
2021	70	67	67	69	273	T19	87,690.00
						Total	\$87,690.00

HERMAN, JIM (69.81)

Year	1st	2nd	3rd	4th	Total	Finish	Money
2011	67	72			139	CUT	
2013							

INDIVIDUAL RESULTS

HOAG, BO (71.50)

Year	1st	2nd	3rd	4th	Total	Finish	Money
2020	69	74			143	CUT	
						Total	

HOCH, SCOTT (69.23)

Year	1st	2nd	3rd	4th	Total	Finish	Money
1980	75	71			146	CUT	
1985	69	71	66	68	274	T10	\$14,400.00
1986	71	66	68	67	272	T3	36,400.00
1987	72	69	69	73	283	T50	1,653.75
1989	70	69	66	70	275	T17	12,222.22
1991	65	68	70	75	278	T29	5,955.55
1992	67	72	71	74	284	T42	3,600.00
1994	69	67	68	74	278	T22	12,000.00
1998	65	68	64	71	268	T7	64,500.00
2000	71	69			140	CUT	
2002	67	66	66	72	271	T7	124,666.66
						Total	\$275,398.18

HOENIG, DON (72.09)

Year	1st	2nd	3rd	4th	Total	Finish	Money
1952	69	71	70	74	284	T14	
1953	75	64	73	73	285	T37	
1954	76	72	72	69	289	T50	
1955	74	71	71	75	291	T42	
1956	75	70	71	73	289	T57	
1957	72	73	65	72	282	T23	
1958	71	74	68	72	285	T44	
1959	76	70	75	71	292	T62	
1985	75	79			154	CUT	
						Total	

HOFFMAN, CHARLEY (68.20)

Year	1st	2nd	3rd	4th	Total	Finish	Money
2007	68	76			144	CUT	
2010	70	67	71	64	272	T27	\$40,800.00
2011	67	67	68	70	272	T43	18,840.00
2012	67	67	67	66	267	T2	528,000.00
2013	61	73	66	72	272	T7	196,725.00
2014	67	68	71	67	273	T26	45,880.00
2016	69	68	69	67	273	T25	47,226.67
2017	69	67	68	66	270	T3	394,400.00
2018	69	66	69	66	270	T15	115,500.00
2019	74	67			141	CUT	
2020	67	67	65	73	272	T41	27,750.00
2021	72	63	70	70	275	T30	45,325.00
						Total	\$1,460,446.67

HOFFMANN, MORGAN (69.42)

Year	1st	2nd	3rd	4th	Total	Finish	Money
2011	68	67	68	69	272	T43	\$18,840.00
2013	68	71	66	68	273	T9	158,600.00
2014	68	70	69	73	280	T67	12,586.00
2015	67	71	67	69	274	T39	23,680
2016	71	76			147	CUT	
2017	67	70	69	69	275	T26	46,277.78
2019	77	68			145	CUT	
						Total	\$259,983.78

HOGUE, TOM (69.83)

Year	1st	2nd	3rd	4th	Total	Finish	Money
2015	68	70	73	67	278	T64	\$13,440.00
2016	75	75			150	CUT	
2017	66	72	71	67	276	T35	31,407.50
2018	71	68			139	CUT	
2019	67	69	76		212	T80	12,888
2020	67	68	66	70	271	T37	34,410.00
2021	67	71	72	70	280	T66	15,540.00
						Total	\$107,685.50

HOLLAND, MIKE (71.50)

Year	1st	2nd	3rd	4th	Total	Finish	Money
1981	73	70			143	CUT	
						Total	

HOLLIFIELD, TONY (68.00)

Year	1st	2nd	3rd	4th	Total	Finish	Money
1980	69	67	70	66	272	T10	\$7,200.00
						Total	\$7,200.00

HOLMES, J.B. (69.58)

Year	1st	2nd	3rd	4th	Total	Finish	Money
2007	72	69	71	69	281	T46	\$15,810.00
2008	73	72			145	CUT	
2011	68	67	71	69	275	T59	13,260.00
2012	70	62	75	68	275	T37	24,000.00
2016	75	72			147	CUT	
2018	66	68	65	67	266	T2	462,000.00
2019	69	75			144	CUT	
2021	70	68	67	71	276	T36	30,743.64
						Total	\$545,813.64

HOLSCHER, BUD (69.50)

Year	1st	2nd	3rd	4th	Total	Finish	Money
1954	71	68	66	71	276	T7	\$600.00
1955	73	71			144	DQ	
1956	71	67	70	67	275	T3	1,116.67
						Total	\$1,716.67

HOMA, MAX (69.88)

Year	1st	2nd	3rd	4th	Total	Finish	Money
2015	70	72			142	CUT	
2019	70	69			139	CUT	
2020	71	67			138	CUT	
2021	69	71			140	CUT	
						Total	

HOMA, MIKE (70.90)

Year	1st	2nd	3rd	4th	Total	Finish	Money
1952	70	68	73	73	284	T14	\$264.00
1953	67	68	71	74	280	T16	225.00
1954	72	70	71	67	280	T20	205.00
1955	72	73	69	70	284	T15	338.33
1956	68	71	72	69	280	T19	280.00
1957	69	76	74		219	W/D	
1958	68	70	74	73	285	T44	
1959	69	68	70	75	282	T15	610.00
1960	72	73	70	70	285	T41	
1963	69	74	74	69	286	T26	365.00
						Total	\$2,287.33

HOMENUIK, WILF (70.50)

Year	1st	2nd	3rd	4th	Total	Finish	Money
1964	68	73	71	70	282	T42	
						Total	

HOOPER, HERB (70.50)

Year	1st	2nd	3rd	4th	Total	Finish	Money
1964	72	71	69	77	289	T60	
1969	72	67	73	70	282	T50	\$165.72
1970	70	70	67	71	278	T28	725.00
1971	68	66	70	70	274	T19	1,265.00
1972	71	68	77	71	287	T64	217.39
						Total	\$2,373.11

HORGAN III, P.H. (69.93)

Year	1st	2nd	3rd	4th	Total	Finish	Money
1989	70	67	71	70	278	T41	\$3,600.00
1990	68	71	67	68	274	T27	6,516.66
1992	73	74			147	CUT	
1993	72	71	68	71	282	T30	5,812.50
1994	71	72			143	CUT	
1997	67	71	68	66	272	T6	50,250.00
1998	74	67			141	CUT	
1999	71	73			144	CUT	
2000	67	66	69	71	273	T25	20,920.00
2008	70	74			144	CUT	
						Total	\$87,099.16

HORN, ROD (70.25)

Year	1st	2nd	3rd	4th	Total	Finish	Money
1968	72	68	70	71	281	T30	\$675.00
						Total	\$675.00

HORNE, BILLY (74.00)

Year	1st	2nd	3rd	4th	Total	Finish	Money
1957	71	73	74	78	296	T61	
						Total	

HORNE, JOHN (76.00)

Year	1st	2nd	3rd	4th	Total	Finish	Money
1987	77	75			152	CUT	
						Total	

HORSCHER, BILLY (69.14)

Year	1st	2nd	3rd	4th	Total	Finish	Money
2011	73	71			144	CUT	
2012	71	67	67	68	273	T24	\$49,800.00
2015	67	69	66	71	273	T25	41,234.28
2018	72	68			140	CUT	
2020	70	68			138	CUT	
						Total	\$91,034.28

HORTON, JAY (70.50)

Year	1st	2nd	3rd	4th	Total	Finish	Money
1975	71	69	71	71	282	T54	\$445.00
						Total	\$445.00

HOSSLER, BEAU (68.59)

Year	1st	2nd	3rd	4th	Total	Finish	Money
2017	66	69	72	71	278	T53	\$15,742.00
2018	65	67	68	66	266	T2	462,000.00
2019	69	69	74		211	T78	13,176.00
2020	73	67			140	CUT	
2021	65	70	72	64	271	T10	186,850.00
						Total	\$677,768.00

HOUTS, CHARLES (71.50)

Year	1st	2nd	3rd	4th	Total	Finish	Money
1968	73	68	73	72	286	T55	
						Total	

HOVLAND, VIKTOR (68.25)

Year	1st	2nd	3rd	4th	Total	Finish	Money
2019	67	71	68	73	279	T54	\$16,560.00
2020							

INDIVIDUAL RESULTS

INGRAHAM, STU (72.50)

Year	1st	2nd	3rd	4th	Total	Finish	Money
1986	70	75			145	CUT	
Total							

INMAN, BOB (70.25)

Year	1st	2nd	3rd	4th	Total	Finish	Money
1953	68	73	67	73	281	T22	\$165.00
Total							

INMAN, JOE (69.53)

Year	1st	2nd	3rd	4th	Total	Finish	Money
1975	68	70	67	69	274	T13	\$3,400.00
1978	69	62	73	67	271	T7	6,457.50
1979	67	68	68	71	274	T14	5,250.00
1980	72	77			149	CUT	
1981	70	66	69	67	272	T29	1,826.25
1983	66	70	72	74	282	T59	660.00
1984	70	74	68	71	283	T28	2,720.00
1985	70	69	69	68	276	T19	6,771.43
1986	74	70			144	CUT	
Total							

INMAN, JOHN (70.56)

Year	1st	2nd	3rd	4th	Total	Finish	Money
1985	70	75			145	CUT	
1987	70	66	67	70	273	T6	\$24,325.00
1988	69	66	72	71	278	T36	3,013.77
1989	74	69			143	CUT	
1990	69	69	72	69	279	T58	2,200.00
1991	70	69	67	72	278	T29	5,955.55
1992	71	68	73	74	286	T53	2,304.00
1993	73	71	75	69	288	T64	2,090.00
1994	74	70			144	CUT	
1996	71	71	71	72	285	T49	3,634.29
Total							

INMAN, WALKER (71.00)

Year	1st	2nd	3rd	4th	Total	Finish	Money
1956	70	70	74	69	283	T28	\$41.25
1959	68	73	73	71	285	T28	175.00
Total							

IRWIN, HALE (69.96)

Year	1st	2nd	3rd	4th	Total	Finish	Money
1969	68	72	70	66	276	T18	\$1,350.00
1970					144	CUT	
1971	68	67	71	73	279	T42	352.00
1983	65	68	68	70	271	T5	10,950.00
1985	66	72	71	70	279	T37	2,580.00
1987	72	68	70	69	279	T29	4,550.00
1989	72	71			143	CUT	
1992	69	72	72	75	288	T66	2,040.00
Total							

ISENHOOR, TRIPP (69.92)

Year	1st	2nd	3rd	4th	Total	Finish	Money
2001	69	70	67	63	269	T7	\$83,921.43
2002	69	67	72	72	280	T54	9,000.00
2007	72	68	73	77	290	T77	11,160.00
Total							

ISHIKAWA, RYO (71.83)

Year	1st	2nd	3rd	4th	Total	Finish	Money
2012	68	74			146	CUT	
2014	70	73			143	CUT	
2015	68	74			142	CUT	
Total							

IVERSON, DON (69.56)

Year	1st	2nd	3rd	4th	Total	Finish	Money
1971	70	71	69	68	278	T31	\$592.00
1972	69	71	68	75	283	T47	273.48
1973	69	71	66	68	274	T36	983.33
1974	68	69	70	71	278	T27	1,390.00
Total							

IWATA, HIROSHI (70.50)

Year	1st	2nd	3rd	4th	Total	Finish	Money
2016	71	70			141	CUT	
Total							

JACKLIN, TONY (70.50)

Year	1st	2nd	3rd	4th	Total	Finish	Money
1975	73	69	69	71	282	T54	\$445.00
Total							

JACKSON, DAVID (72.33)

Year	1st	2nd	3rd	4th	Total	Finish	Money
1989	76	70			146	CUT	
1993	72	72	75	69	288	T64	\$2,090.00
Total							

JACKSON, JOHN (69.00)

Year	1st	2nd	3rd	4th	Total	Finish	Money
1981	70	69	70	67	276	T55	\$666.00
Total							

JACOBS, JOHN (72.67)

Year	1st	2nd	3rd	4th	Total	Finish	Money
1969	79	72			151	CUT	
1970					143	CUT	
1972	72	70			142	CUT	
Total							

JACOBS, TOMMY (71.10)

Year	1st	2nd	3rd	4th	Total	Finish	Money
1957	73	72	77	78	300	T70	
1958	68	71	68	73	280	T26	\$168.00
1961	70	72	66	74	282	T38	
1966	73	68	67	70	278	T31	650.00
1969	72	69	71	70	282	T50	165.71
Total							

JACOBSEN, PETER (69.61)

Year	1st	2nd	3rd	4th	Total	Finish	Money
1977	69	70	71	71	281	T59	\$409.40
1978	71	70			141	CUT	
1979	71	69	71	69	280	T39	1,140.00
1982	65	67	67	67	266	T4	11,310.00
1984	67	69	63	70	269	T1	72,000.00
1985	71	69	67	66	273	T6	19,425.00
1986	73	68	67	71	279	T36	3,154.86
1987	70	71	70	69	280	T34	3,692.50
1988	68	73			141	CUT	
1989	73	68			141	CUT	
1990	68	70	69	70	277	T45	2,752.50
1991	72	70			142	CUT	
1992	68	69	76	75	288	T66	2,040.00
1994	68	68	70	69	275	T9	28,800.00
1996	72	70	71	69	282	T30	8,914.29
1997	72	70	69	71	282	T66	3,105.00
1998	73	70			143	CUT	
1999	72	69			141	CUT	
2001	74	73			147	CUT	
2002	67	69	70	73	279	T49	9,872.00
2003	63	67	69	67	266	T1	720,000.00
Total							

JACOBSON, FREDDIE (68.57)

Year	1st	2nd	3rd	4th	Total	Finish	Money
2006	73	67	70	70	280	T48	\$11,193.60
2007	70	73			143	CUT	
2009	68	70			138	CUT	
2011	65	66	63	66	260	T1	1,080,000.00
2012	65	66	70	68	269	T8	174,000.00
2013	69	70	70	68	277	T30	32,584.17
2014	69	69	69	67	274	T31	32,296.37
2016	69	72			141	CUT	
2019	70	65	72	68	275	T30	43,740.00
Total							

JAECKEL, BARRY (69.83)

Year	1st	2nd	3rd	4th	Total	Finish	Money
1976	71	68	66	67	272	T5	\$7,271.25
1977	73	71			144	CUT	
1978	72	66	66	70	274	T22	1,715.00
1979	71	71			142	T69	579.00
1980	70	68	67	68	273	T14	5,400.00
1981	69	70	70	72	281	T80	522.00
1982	67	69	64	70	270	T18	4,050.00
1984	76	70			146	CUT	
1985	69	70	71	71	281	T45	1,756.80
1986	69	74			143	CUT	
1987	71	69	70	74	284	T58	1,533.00
1988	68	70	69	73	280	T51	1,657.60
1989	74	69			143	CUT	
1990	66	72	74	67	279	T58	2,200.00
Total							

JAEGER, STEPHAN (68.75)

Year	1st	2nd	3rd	4th	Total	Finish	Money
2019	70	68	70	67	275	T30	\$43,740.00
Total							

JAMIESON, JIM (70.31)

Year	1st	2nd	3rd	4th	Total	Finish	Money
1970	71	67	67	71	276	T13	\$1,550.00
1971	72	65	69	73	279	T42	352.00
1972	69	71	70	73	283	T47	273.48
1976	70	69	72	76	287	T63	357.00
Total							

JANUARY, DON (69.69)

Year	1st	2nd	3rd	4th	Total	Finish	Money
1956	72	66	72	72	282	T24	\$160.00
1957	68	75	66	73	282	T23	184.28
1966	67	70	69	70	276	T22	1,050.00
1975	68	68	69	70	275	T18	2,400.00
Total							

JANZEN, LEE (70.78)

Year	1st	2nd	3rd	4th	Total	Finish	Money
1990	71	70			141	CUT	
1991	71	72			143	CUT	
1992	68	67	73	71	279	T11	\$22,000.00
1994	71	71			142	CUT	
1996	73	66	72	69	280	T18	18,257.15
1997	74	75			149	CUT	
1999	73	68			141	CUT	
2004	72	71			143	CUT	
2005	69	72			141	CUT	
2007	78	72			150	CUT	
2008	69	70			139	CUT	
2009	66	71	73		210	T73	11,460.00
2010	70	73			143		

INDIVIDUAL RESULTS

JONES, BRENDAN (72.50)

Year	1st	2nd	3rd	4th	Total	Finish	Money
2005	75	70			145	CUT	
						Total	

JONES, GORDON (71.40)

Year	1st	2nd	3rd	4th	Total	Finish	Money
1957	73	73	73	77	296	T61	
1958	68	68	74	73	283	T40	
1960	71	70	69	74	284	T37	
1966	71	71	76	69	287	T2	
1971	66	70	73	69	278	T31	\$592.00
						Total	\$592.00

JONES, GRIER (68.56)

Year	1st	2nd	3rd	4th	Total	Finish	Money
1969	70	72	71	68	281	T42	\$297.50
1970	68	68	73	66	275	T8	2,510.00
1971	68	69	68	69	274	T19	1,265.00
1973	67	67	69	70	273	T29	1,244.29
1974	68	69	70	69	276	T11	3,466.67
1977	69	69	65	65	268	T2	19,425.00
1978	70	66	68	68	272	T9	4,357.50
1981	71	68	71	65	275	T51	715.50
						Total	\$33,281.46

JONES, KENT (71.06)

Year	1st	2nd	3rd	4th	Total	Finish	Money
1998	72	67	70	71	280	T65	\$4,160.00
1999	70	76			146	CUT	
2001	71	65	77	74	287	84	5,332.00
2002	70	68	69	69	276	T27	27,800.00
2003	71	76			147	CUT	
2004	71	74			145	CUT	
2005	71	70			141	CUT	
2006	77	72			149	CUT	
2007	71	78			149	CUT	
2008	66	70	73	66	275	T45	16,817.14
2009	68	73			141	CUT	
2011	69	69			138	CUT	
						Total	\$54,109.14

JONES, KYLE (70.00)

Year	1st	2nd	3rd	4th	Total	Finish	Money
2019	69	71			140	CUT	
						Total	

JONES, MATT (69.67)

Year	1st	2nd	3rd	4th	Total	Finish	Money
2008	73	68			141	CUT	
2010	65	67	68	70	270	T13	\$99,750.00
2011	75	69			144	CUT	
2012	76	72			148	CUT	
2014	69	69	67	71	276	T46	17,186.00
2015	72	68			140	CUT	
2016	69	69	71	70	279	T64	13,794.00
2018	65	66	70	70	271	T19	79,000.00
2019	69	69	72		210	T71	13,824.00
2020	74	70			144	CUT	
2021	70	66	67	73	276	T36	30,743.63
						Total	\$254,297.63

JONES, III, ROBERT (73.50)

Year	1st	2nd	3rd	4th	Total	Finish	Money
1952	74	73	73	74	294	T50	
						Total	

JONES, STEVE (70.32)

Year	1st	2nd	3rd	4th	Total	Finish	Money
1986	71	69	70	69	279	T36	\$3,154.86
1987	74	68	74	72	288	80	1,260.00
1990	64	68	69	72	273	T21	10,000.00
1991	70	71	68	71	280	T42	3,072.00
1995	68	68	68	71	275	T24	10,230.00
1996	72	68	71	67	278	T9	40,500.00
2001	71	75			146	CUT	
2002	76	74			150	CUT	
						Total	\$68,216.86

JONES, THOMAS EUGENE (75.50)

Year	1st	2nd	3rd	4th	Total	Finish	Money
1993	74	77			151	CUT	
						Total	

JONES, TOM (71.00)

Year	1st	2nd	3rd	4th	Total	Finish	Money
1980	73	67	73	70	283	T64	\$633.00
1981	73	68			141	CUT	
1983	74	70			144	CUT	
						Total	\$633.00

JORDAN, PETE (70.57)

Year	1st	2nd	3rd	4th	Total	Finish	Money
1994	66	71	68	75	280	T33	\$6,205.71
1995	71	68	66	70	275	T24	10,230.00
1996	74	71			145	CUT	
1997	74	70			144	CUT	
1998	75	72			147	CUT	
1999	64	65	71	67	267	T6	86,875.00
2000	71	67	72	68	278	T58	6,076.00
2001	69	66	73	72	280	T67	6,231.00
2002	78	75			153	CUT	
2006	73	75			148	CUT	
						Total	\$115,617.71

JOSEPH, EDDIE (72.50)

Year	1st	2nd	3rd	4th	Total	Finish	Money
1954	73	73	71	73	290	T57	
						Total	

JULIAN, JEFF (74.00)

Year	1st	2nd	3rd	4th	Total	Finish	Money
1988	71	74			145	CUT	
1996	76	78			154	CUT	
2001	74	72			146	CUT	
2002	71	76			147	CUT	
						Total	

JURGENSEN, STEVE (71.83)

Year	1st	2nd	3rd	4th	Total	Finish	Money
1996	70	70	74	70	284	T45	\$4,515.00
1997	73	70	73	73	289	80	2,700.00
1998	68	73			141	CUT	
1999	76	72			148	CUT	
						Total	\$7,215.00

JUSTA, ED (70.75)

Year	1st	2nd	3rd	4th	Total	Finish	Money
1965	68	71	74	70	283	T46	\$220.00
						Total	\$220.00

KAMM, BRIAN (71.72)

Year	1st	2nd	3rd	4th	Total	Finish	Money
1990	75	73			148	CUT	
1991	74	72			146	CUT	
1993	69	75	69	64	277	T7	\$30,125.00
1994	75	66	69	69	279	T26	8,520.00
1995	74	72			146	CUT	
1996	79	76			155	CUT	
1998	69	71			140	CUT	
						Total	\$38,645.00

KANADA, CRAIG (70.21)

Year	1st	2nd	3rd	4th	Total	Finish	Money
1997	68	72	70	69	279	T40	\$4,790.77
2001	74	68			142	CUT	
2007	68	71	75	75	289	T75	11,340.00
2008	67	68	70	68	273	T37	25,800.00
						Total	\$41,930.77

KANE, JIM (76.00)

Year	1st	2nd	3rd	4th	Total	Finish	Money
1984	74	78			152	CUT	
						Total	

KANEKO, YOSHINORI (76.17)

Year	1st	2nd	3rd	4th	Total	Finish	Money
1992	75	72			147	CUT	
1993	79	75			154	CUT	
1997	74	82			156	CUT	
						Total	

KANG, SUNG-HOON (70.45)

Year	1st	2nd	3rd	4th	Total	Finish	Money
2011	74	64			138	CUT	
2012	72	73			145	CUT	
2016	70	67	75	70	282	T70	\$13,068.00
2017	70	70	72		212	T75	12,580.00
2018	78	72			150	CUT	
2019	68	70	73		211	T78	13,176.00
2020	65	67	70	71	273	T46	19,869.00
2021	68	71			139	CUT	
						Total	\$58,693.00

KARCHER, JOHN (72.50)

Year	1st	2nd	3rd	4th	Total	Finish	Money
1990	73	72			145	CUT	
						Total	

KARLSSON, ROBERT (68.50)

Year	1st	2nd	3rd	4th	Total	Finish	Money
2012	68	68	66	72	274	T29	\$36,525.00
						Total	\$36,525.00

KASER, MONTY (71.50)

Year	1st	2nd	3rd	4th	Total	Finish	Money
1972	71	70	70	74	285	T60	\$217.39
1976	69	71	75	72	287	T63	357.00
						Total	\$574.39

KASK, FRED (77.00)

Year	1st	2
------	-----	---

INDIVIDUAL RESULTS

KIM, KYUNG (71.00)							
Year	1st	2nd	3rd	4th	Total	Finish	Money
2012	72	70			142	CUT	
Total							

KIM, MICHAEL (71.00)							
Year	1st	2nd	3rd	4th	Total	Finish	Money
2016	69	72			141	CUT	
2017	67	72	70	73	282	T69	\$13,532.00
2018	69	73			142	CUT	
2019	69	73			142	CUT	
2020	70	72			142	CUT	
2021	74	71			145	CUT	
Total							\$13,532.00

KIM, SI WOO (68.44)							
Year	1st	2nd	3rd	4th	Total	Finish	Money
2016	69	70	67	67	273	T25	\$47,226.66
2018	66	70	70	66	272	T26	49,700.00
2019	70	69			139	CUT	
2020	68	66	68	65	267	T11	139,983.34
2021	74	70			144	CUT	
Total							\$236,910.00

KIM, WHEE (72.63)							
Year	1st	2nd	3rd	4th	Total	Finish	Money
2015	67	75			142	CUT	
2016	74	74			148	CUT	
2017	70	73			143	CUT	
2019	77	71			148	CUT	
Total							

KIMBALL, KARL (70.75)							
Year	1st	2nd	3rd	4th	Total	Finish	Money
1989	69	72			141	CUT	
1991	70	72			142	CUT	
Total							

KING, BRAD (71.00)							
Year	1st	2nd	3rd	4th	Total	Finish	Money
1994	69	73			142	CUT	
Total							

KING, CLAUDE (72.25)							
Year	1st	2nd	3rd	4th	Total	Finish	Money
1963	72	71	72	74	289	T50	
Total							

KING, FRANK (72.75)							
Year	1st	2nd	3rd	4th	Total	Finish	Money
1953	79	70	75	67	291	T48	
Total							

KING, JIM (73.00)							
Year	1st	2nd	3rd	4th	Total	Finish	Money
1963	75	71			146	W/D	
Total							

KIRBY, EDDIE (73.75)							
Year	1st	2nd	3rd	4th	Total	Finish	Money
1989	76	74			150	CUT	
1994	72	73			145	CUT	
Total							

KIRK, CHRIS (70.50)							
Year	1st	2nd	3rd	4th	Total	Finish	Money
2011	71	72			143	CUT	
2013	66	72	69	73	280	T58	\$13,542.00
2021	71	70			141	CUT	
Total							\$13,542.00

KIRKPATRICK, JIM (77.25)							
Year	1st	2nd	3rd	4th	Total	Finish	Money
1955	75	79	76	79	309	75	
Total							

KIRKWOOD, JOE (71.90)							
Year	1st	2nd	3rd	4th	Total	Finish	Money
1952	72	71			143	W/D	
1963	73	71	77	75	296	T71	
1965	71	70	74	65	280	T21	\$777.78
Total							\$777.78

KISNER, KEVIN (69.00)							
Year	1st	2nd	3rd	4th	Total	Finish	Money
2011	70	70			140	CUT	
2012	66	76			142	CUT	
2019	69	65	71	67	272	T15	\$115,200.00
2020	71	71			142	CUT	
2021	70	63	74	63	270	T5	253,820.00
Total							\$369,020.00

KITE, CHRIS (73.00)							
Year	1st	2nd	3rd	4th	Total	Finish	Money
1987	74	72			146	CUT	
1994	68	71	74	79	292	70	\$2,400.00
Total							\$2,400.00

KITE, TOM (68.75)							
Year	1st	2nd	3rd	4th	Total	Finish	Money
1973	68	71	63	65	267	T7	\$5,460.00
1974	72	68	66	70	276	T11	3,466.66
1976	70	70	71	70	281	T41	695.33
1977	68	65	70	69	272	T11	4,252.50
1983	66	66	72	70	274	T13	5,625.00
1985	72	68	72	66	278	T29	3,652.50
1986	68	69	69	72	278	T29	4,355.14
1992	72	67	72	68	279	T11	22,000.00
1996	72	68	66	68	274	2	162,000.00
1999	67	69	65	70	271	T17	37,500.00
Total							\$249,007.13

KIZZIRE, PATTON (69.69)							
Year	1st	2nd	3rd	4th	Total	Finish	Money
2009	71	73			144	CUT	
2017	73	67	68	70	278	T53	\$15,742.00
2018	73	70			143	CUT	
2019	71	72			143	CUT	
2020	66	66	66	67	265	T6	233,470.00
2021	70	72			142	CUT	
Total							\$249,212.00

KJELDSSEN, SOREN (69.75)							
Year	1st	2nd	3rd	4th	Total	Finish	Money
2016	68	69	69	73	279	T64	\$13,794.00
Total							\$13,794.00

KLEIN, JEFF (73.50)							
Year	1st	2nd	3rd	4th	Total	Finish	Money
2003	73	74			147	CUT	
Total							

KLEIN, MIKE (72.00)							
Year	1st	2nd	3rd	4th	Total	Finish	Money
1980	70	74			144	CUT	
Total							

KLINE, JOHN (73.13)							
Year	1st	2nd	3rd	4th	Total	Finish	Money
1957	73	73	72	73	291	T46	
1958	74	73	77	69	293	T64	
1959	72	74	74	70	290	T51	
1960	74	75	75	72	296	66	
Total							

KLUBA, KENT (73.00)							
Year	1st	2nd	3rd	4th	Total	Finish	Money
1989	72	74			146	CUT	
Total							

KNEECE, HAROLD (71.58)							
Year	1st	2nd	3rd	4th	Total	Finish	Money
1961	71	70	70	74	285	T52	
1962	73	71	71	72	287	T48	
1963	72	70	73	72	287	T33	\$182.22
Total							\$182.22

KNIGHT, DICK (70.25)							
Year	1st	2nd	3rd	4th	Total	Finish	Money
1953	70	73	69	73	285	T37	
1959	70	74	66	69	279	T8	\$950.00
1960	66	67	74	72	279	T13	700.00
Total							\$1,650.00

KNIGHT, JOHN (69.00)							
Year	1st	2nd	3rd	4th	Total	Finish	Money
1956	70	71	68	67	276	T9	\$665.00
Total							\$665.00

KNOST, COLT (69.67)							
Year	1st	2nd	3rd	4th	Total	Finish	Money
2009	66	66	69	73	274	T47	\$16,140.00
2011	67	68	65	72	272	T43	18,840.00
2012	71	71			142	CUT	
2013	76	71			147	CUT	
2015	67	70	69	68	274	T39	23,680
2016	71	74			145	CUT	
Total							\$58,660.00

KNOUS, JIM (70.50)							
Year	1st	2nd	3rd	4th	Total	Finish	Money
2019	70	71			141	CUT	
Total							

KNOX, KENNY (72.35)							
Year	1st	2nd	3rd	4th	Total	Finish	Money
1982	75	71			146	CUT	
1984	71	77			148	CUT	
1985	75	73			148	CUT	
1986	66	69	67	75	277	T24	\$5,810.00
1987	77				77	W/D	
1989	65	67	69	76	277	T34	4,942.85
1990	72	68			140	CUT	
1992	64	71	77	76	288	T66	2,040.00
1993	75	88			163	CUT	
Total							\$12,792.85

KNOX, RUSSELL (69.29)							
Year	1st	2nd	3rd	4th	Total	Finish	Money
2012	70	73			143	CUT	
2013	69	67	69	69	274	T13	\$111,020.00
2014	66	72	70	71	279	T61	13,206.00
2015	73				73	WD	
2016	67	67	64	68	266	1	1,188,000.00
2017	69	70	68	73	280	T62	14,484.00
2018	73	64	70	66	275	T38	30,800.00
2019	69	69	71	65	274	T21	65,760.00
2020	74	69			143	CUT	
2021	73	68			141	CUT	
Total							\$1,423,270.00

KNUDSON, GEORGE (70.13)							
Year	1st	2nd	3rd	4th	Total	Finish	Money
1970	73	69	73	75	290	T70	\$173.91
1972	70	69	70	69	278	T18	1,351.88
1973	67	66	68	72	273	T29	1,244.28
1975	70	71	72	68	281	T45	540.00
Total							\$3,310.07

INDIVIDUAL RESULTS

KRINGLE, FRANK (74.00)

Year	1st	2nd	3rd	4th	Total	Finish	Money
1952	75	74	71	71	291	T42	
1953	76	74	77		227	W/D	
						Total	

KROLL, TED (69.36)

Year	1st	2nd	3rd	4th	Total	Finish	Money
1952	69	70	67	67	273	1	\$2,400.00
1953	69	69	71	68	277	T12	380.00
1954	70	69	69	68	276	T7	600.00
1955	68	73	72	72	285	T21	220.00
1956	71	69	67	67	274	2	2,200.00
1958	67	72	66	69	274	T8	900.00
1961	67	62	70	72	271	2	3,000.00
1962	71	68	72	69	280	T15	740.00
1963	73	72	71	71	287	T33	182.23
						Total	\$10,622.23

KRUEGER, GARY (72.33)

Year	1st	2nd	3rd	4th	Total	Finish	Money
1984	72	72	74	73	291	T73	\$772.00
1987	70	73			143	CUT	
						Total	\$772.00

KUBOYA, KENICHI (70.50)

Year	1st	2nd	3rd	4th	Total	Finish	Money
2003	71	70			141	CUT	
						Total	

KUCHAR, MATT (69.64)

Year	1st	2nd	3rd	4th	Total	Finish	Money
1999	76	71			147	CUT	
2002	75	71			146	CUT	
2003	77	68			145	CUT	
2004	70	74			144	CUT	
2005	70	67	70	70	277	T36	\$19,815.83
2008	67	70	66	73	276	T52	13,851.43
2012	67	68	66	68	269	T8	174,000.00
2014	66	67	72	69	274	T31	32,296.00
2016	69	67	71	65	272	T17	83,490.00
						Total	\$323,453.26

KUEHNE, HANK (69.80)

Year	1st	2nd	3rd	4th	Total	Finish	Money
2003	72	67	75	69	283	T63	\$8,400.00
2004	68	65	71	70	274	T13	69,825.00
2005	71	70			141	CUT	
						Total	\$78,225.00

KUEST, PETER (70.50)

Year	1st	2nd	3rd	4th	Total	Finish	Money
2020	73	68			141	CUT	
						Total	

KUFTA, WILLIAM (73.25)

Year	1st	2nd	3rd	4th	Total	Finish	Money
1953	74	72	76	75	297	T57	
1958	71	73	71	74	289	T55	
						Total	

KUNA, ED (74.75)

Year	1st	2nd	3rd	4th	Total	Finish	Money
1963	72	74	75	78	299	T73	
						Total	

KUNES, JOE (69.50)

Year	1st	2nd	3rd	4th	Total	Finish	Money
1977	71	68	69	70	278	T39	\$840.00
1978	72	67	72	67	278	T46	559.43
						Total	\$1,399.43

KURAMOTO, MASSY (74.50)

Year	1st	2nd	3rd	4th	Total	Finish	Money
1993	73	76			149	CUT	
						Total	

LA CLAIR, HUSTON (70.88)

Year	1st	2nd	3rd	4th	Total	Finish	Money
1958	70	75	69	71	285	T44	
1964	70	68	72	72	282	T42	
						Total	

LA'CASSIE, BRONSON (72.00)

Year	1st	2nd	3rd	4th	Total	Finish	Money
2014	73	71			144	CUT	
						Total	

LABELLE II, DOUG (70.84)

Year	1st	2nd	3rd	4th	Total	Finish	Money
2007	68	73	71	68	280	T43	\$21,000.00
2008	70	73			143	CUT	
2013	73	75			148	CUT	
2014	65	71	72	71	279	T61	13,206.00
						Total	\$34,206.00

LABUTIS, AL (73.64)

Year	1st	2nd	3rd	4th	Total	Finish	Money
1952	73	76	75		224	W/D	
1953	75	69	80		224	W/D	
1955	73	73	70	74	290	T39	
1957	71	75	70	77	293	T54	
						Total	

LADEHOFF, GREG (73.13)

Year	1st	2nd	3rd	4th	Total	Finish	Money
1986	80	72			152	CUT	
1989	72	75			147	CUT	
1991	68	70	72	76	286	70	\$2,000.00
						Total	\$2,000.00

LAFRANCIS, BOB (74.53)

Year	1st	2nd	3rd	4th	Total	Finish	Money
1955	74	81	81		236	W/D	
1956	68	75	74	78	295	T71	
1957	76	71	75	75	297	T66	
1960	76	72	71	71	290	T61	
						Total	

LAHIRI, ANIRBAN (69.67)

Year	1st	2nd	3rd	4th	Total	Finish	Money
2017	73	63	71	67	274	T17	\$83,111.11
2018	67	67	65	69	268	T9	189,000.00
2019	72	77			149	CUT	
2021	70	75			145	CUT	
						Total	\$272,111.11

LAIRD, MARTIN (68.96)

Year	1st	2nd	3rd	4th	Total	Finish	Money
2008	70	70			140	CUT	
2010	69	70			139	CUT	
2011	68	67	66	69	270	T33	\$33,960.00
2015	70	67	67	67	271	T15	102,400.00
2016	68	69	68	73	278	T62	14,190.00
2017	72	70			142	CUT	
2018	67	71	70	71	279	T61	14,910.99
2019	67	67	68	72	274	T21	65,760.00
						Total	\$231,200.00

LAMB, RICK (70.00)

Year	1st	2nd	3rd	4th	Total	Finish	Money
2017	69	69	68	68	274	T17	\$83,111.11
2018	69	77			146	CUT	
						Total	\$83,111.11

LAMBO, JERRY (74.25)

Year	1st	2nd	3rd	4th	Total	Finish	Money
1953	77	73	77	70	297	T57	
						Total	

LAMELY, DEREK (69.67)

Year	1st	2nd	3rd	4th	Total	Finish	Money
2010	71	72			143	CUT	
2012	68	71	68	68	275	T37	\$24,000.00
						Total	\$24,000.00

LAMONTAGNE, STEVE (72.75)

Year	1st	2nd	3rd	4th	Total	Finish	Money
1990	74	69			143	CUT	
1992	75	66	73	78	292	T77	\$1,850.00
1993	68	70	77	74	289	T68	2,000.00
1994	76	73			149	CUT	
						Total	\$3,850.00

LAMORE, TOM (74.50)

Year	1st	2nd	3rd	4th	Total	Finish	Money
1984	73	76			149	CUT	
						Total	

LANCASTER, NEAL (71.06)

Year	1st	2nd	3rd	4th	Total	Finish	Money
1990	71	71			142	CUT	
1991	71	70	71	69	281	T52	\$2,345.00
1992	72	72			144	CUT	
1993	72	75			147	CUT	
1995	73	70			143	CUT	
1996	67	72	72	72	283	T37	6,300.00
1997	74	71			145	CUT	
1998	71	63	69	70	273	T20	22,480.00
1999	75	71			146	CUT	
2000	72	73			145	CUT	
2001	69	69	74	73	285	T80	5,549.00
2002	71	73			144	CUT	
2003	67	72	73	67	279	T42	14,000.00
2004	74	69			143	CUT	
2005	71	69	70	73	283	T66	8,858.00
2006	74	72			146	CUT	
2012	72	68	71		211	T76	11,040.00
						Total	\$70,572.00

LANDRUM, RALPH (72.13)

Year	1st	2nd	3rd	4th	Total	Finish	Money
1983	68	72			140	CUT	

INDIVIDUAL RESULTS

LEHMAN, TOM (71.07)

Year	1st	2nd	3rd	4th	Total	Finish	Money
1983	75	69			144	CUT	
1984	75	75			150	CUT	
1985	73	72			145	CUT	
1992	74				74	W/D	
1999	67	69	71	74	281	T62	\$5,275.00
2007	67	68	70	67	272	T6	201,000.00
					Total		\$206,275.00

LEIDER, CHARLES (72.25)

Year	1st	2nd	3rd	4th	Total	Finish	Money
1960	74	68	73	74	289	T58	
					Total		

LEISHMAN, MARC (68.45)

Year	1st	2nd	3rd	4th	Total	Finish	Money
2009	71	66	72	71	280	T70	\$11,940.00
2012	68	66	70	62	266	1	1,080,000.00
2013	66	70	68	73	277	T30	32,584.16
2014	70	68	65	67	270	T11	123,114.29
2015	70	67	68	69	274	T39	23,680.00
2016	65	68	71	66	270	T9	184,800.00
2017	69	68	68	69	274	T17	83,111.11
2018	74	67			141	CUT	
2019	66	70	70	68	274	T21	65,760.00
2020	66	65	72	72	275	T58	16,872.00
2021	69	66	69	64	268	3	510,600.00
					Total		\$1,621,861.56

LEMA, TONY (70.88)

Year	1st	2nd	3rd	4th	Total	Finish	Money
1958	70	74	68	68	280	T26	\$168.00
1960	69	74	69	76	288	T55	
1961	71	69	68	73	281	T30	106.25
1963	69	69	72	75	285	T21	532.00
					Total		\$806.25

LENCZYK, TED (72.96)

Year	1st	2nd	3rd	4th	Total	Finish	Money
1954	72	75	73	75	295	T64	
1955	76	71	74	71	292	T48	
1956	71	76	69	71	287	T48	
1957	73	72	75	73	293	T54	
1958	67	74	79	76	296	66	
1959	73	73	70	72	288	T42	
					Total		

LENNON, BOB (78.00)

Year	1st	2nd	3rd	4th	Total	Finish	Money
1983	79	77			156	CUT	
					Total		

LEONARD, JEFF (73.50)

Year	1st	2nd	3rd	4th	Total	Finish	Money
1995	72	75			147	CUT	
					Total		

LEONARD, JUSTIN (69.32)

Year	1st	2nd	3rd	4th	Total	Finish	Money
1994	71	75			146	CUT	
1995	72	70			142	CUT	
1998	70	68	66	71	275	T31	\$11,860.00
1999	64	67	68	67	266	T3	130,000.00
2000	73	67			140	CUT	
2006	67	69	69	71	276	T21	39,160.00
2009	69	66	68	69	272	T34	28,400.00
2011	70	69			139	CUT	
2012	74	68			142	CUT	
2016	69	74			143	CUT	
					Total		\$209,420.00

LES, WALLY (75.00)

Year	1st	2nd	3rd	4th	Total	Finish	Money
1990	76	74			150	CUT	
					Total		

LESHER, GREG (73.00)

Year	1st	2nd	3rd	4th	Total	Finish	Money
1992	68	68	74	73	283	T36	\$4,608.33
1993	75	77			152	CUT	
1996	74	75			149	CUT	
					Total		\$4,608.33

LESLIE, PERRY (70.00)

Year	1st	2nd	3rd	4th	Total	Finish	Money
1975	70	72	72	69	283	58	\$420.00
1977	70	70	67	70	277	T31	1,165.50
					Total		\$1,585.50

LETZIG, MICHAEL (68.36)

Year	1st	2nd	3rd	4th	Total	Finish	Money
2008	68	68	63	69	268	T10	\$150,000.00
2009	70	66	65	69	270	T23	57,600.00
2010	68	69	65	70	272	T27	40,800.00
2013	76	71			147	CUT	
					Total		\$248,400.00

LEVENSON, GAVAN (69.33)

Year	1st	2nd	3rd	4th	Total	Finish	Money
1981	72	72			144	CUT	
1982	66	64	69	67	266	T4	\$11,310.00
1983	70	66	70	69	275	T17	4,060.00
1984	73	74			147	CUT	
					Total		\$15,370.00

LEVI, WAYNE (69.35)

Year	1st	2nd	3rd	4th	Total	Finish	Money
1977	70	68	73	69	280	T54	\$462.00
1979	70	72			142	T69	579.00
1980	67	69	67	73	276	T30	1,863.00
1981	69	66	69	67	271	T23	2,595.00
1983	69	70	68	67	274	T13	5,625.00
1985	68	70	73	66	277	T26	4,620.00
1986	70	69	72	69	280	T43	2,045.40
1987	64	68	68	70	270	T2	61,600.00
1988	67	67	74	68	276	T28	4,865.00
1989	69	68	64	67	268	2	108,000.00
1990	67	66	67	67	267	1	180,000.00
1991	72	70			142	CUT	
1992	81				81	W/D	
1993	72	74			146	CUT	
1994	68	66	71	68	273	T7	38,700.00
1995	72	70			142	CUT	
1996	69	69	72	70	280	T18	18,257.14
1997	64	65	70	73	272	T6	50,250.00
1999	67	74			141	CUT	
2000	68	71	75	70	284	T81	4,956.00
2001	72	71			143	CUT	
					Total		\$484,417.54

LEVIN, DON (70.17)

Year	1st	2nd	3rd	4th	Total	Finish	Money
1981	71	65	72	72	280	T74	\$561.00
1982	71	70			141	CUT	
					Total		\$561.00

LEVIN, SPENCER (68.85)

Year	1st	2nd	3rd	4th	Total	Finish	Money
2005	68	68	69	69	274	T20	\$48,332.00
2009	64	69	67	72	272	T34	\$28,400.00
2010	71	68			139	CUT	
2011	67	68	66	70	271	T38	\$27,000
2014	71	73			144	CUT	
2015	68	68	67	72	275	T48	16,085.34
2016	69	67	68	67	271	T11	135,300.00
2017	68	72	73		213	T81	12,036.00
					Total		\$267,153.34

LEVINSON, JOHN (73.50)

Year	1st	2nd	3rd	4th	Total	Finish	Money
1958	71	74	74	74	293	T64	
1959	75	73	75	72	295	T68	
					Total		

LEWIS, JR., BOB (70.13)

Year	1st	2nd	3rd	4th	Total	Finish	Money
1971	70	68	69	70	277	T25	\$830.00
1972	70	70	73	71	284	T52	217.40
					Total		\$1,047.40

LEWIS, J.L. (70.14)

Year	1st	2nd	3rd	4th	Total	Finish	Money
1989	75	73			148	CUT	
1995	78	67			145	CUT	
1998	69	67	69	71	276	T36	\$8,209.09
2000	65	72	69	69	275	T44	8,960.00
2001	70	70	69	68	277	T50	7,477.20
2002	71	71			142	CUT	
2003	71	73			144	CUT	
2004	71	70	67	69	277	T32	20,440.00
2005	64	74	73	69	280	T54	9,718.00
					Total		\$54,804.29

LEWIS, JEFF (71.50)

Year	1st	2nd	3rd	4th	Total	Finish	Money
1986	72	71			143	CUT	
					Total		

LEWIS, TOM (69.25)

Year	1st	2nd	3rd	4th	Total	Finish	Money
2021	67	67	74	69	277	T47	\$19,377.43
					Total		\$19,377.43

LIAO, K.C. (76.50)

Year	1st	2nd	3rd	4th	Total	Finish	Money
1984	72	81					

INDIVIDUAL RESULTS

MALNATI, PETER (70.00)

Year	1st	2nd	3rd	4th	Total	Finish	Money
2014	72	72			144	CUT	
2016	70	72			142	CUT	
2017	72	68	72		212	T75	\$12,580.00
2018	64	72	68	68	272	T26	49,700.00
2019	66	70	69	70	275	T30	43,740.00
2020	73	74			147	CUT	
2021	68	70	69	71	278	T54	17,094.00
						Total	\$123,114.00

MALTBIE, ROGER (69.38)

Year	1st	2nd	3rd	4th	Total	Finish	Money
1978	68	69	72	71	280	T59	\$414.75
1981	65	68	64	68	265	T2	22,400.00
1982	67	67	68	69	271	T22	2,785.00
1983	72	67	69	70	278	T39	1,260.00
1984	70	75	70	74	289	T67	816.00
1985	69	70	68	70	277	T26	4,620.00
1986	66	67	70	66	269	2	75,600.00
1987	71	71	68	73	283	T50	1,653.75
1988	64	68	72	67	271	T6	24,325.00
1989	66	69	69	68	272	T7	29,100.00
1990	72	71			143	CUT	
1991	72	70			142	CUT	
1992	66	69	72	73	280	T15	14,525.00
1993	65	71	71	65	272	T2	88,000.00
1994	68	70	67	76	281	T40	4,440.00
1995	73	68	78	70	289	77	2,232.00
1996	67	71	72	68	278	T9	40,500.00
						Total	\$312,671.50

MANCOUR, LARRY (71.75)

Year	1st	2nd	3rd	4th	Total	Finish	Money
1962	74	73	70	70	287	T48	
						Total	

MANDLY, HAROLD (74.42)

Year	1st	2nd	3rd	4th	Total	Finish	Money
1952	71	78	74	76	299	T58	
1953	68	78	72	72	290	47	
1954	77	71	74	82	304	68	
						Total	

MANDLY, JOHN (74.25)

Year	1st	2nd	3rd	4th	Total	Finish	Money
1952	71	78	75	73	297	T56	
						Total	

MANERO, TONY (74.14)

Year	1st	2nd	3rd	4th	Total	Finish	Money
1952	72	78	78		228	W/D	
1956	73	71	71	76	291	T62	
						Total	

MANESS, MARK (73.50)

Year	1st	2nd	3rd	4th	Total	Finish	Money
1988	71	76			147	CUT	
						Total	

MARAD, DAVE (70.25)

Year	1st	2nd	3rd	4th	Total	Finish	Money
1972	70	68	70	73	281	T35	\$635.16
						Total	\$635.16

MARINO, STEVE (69.41)

Year	1st	2nd	3rd	4th	Total	Finish	Money
2007	68	67	71	68	274	T13	\$120,000.00
2008	67	70	72	70	279	T62	12,900.00
2009	69	75			144	CUT	
2012	72	69			141	CUT	
2014	66	72	70	69	277	T51	14,591.00
2016	67	73			140	CUT	
2018	66	68	70	68	272	T26	49,700.00
						Total	\$197,191.00

MARKHAM, BILL (70.00)

Year	1st	2nd	3rd	4th	Total	Finish	Money
1952	68	70	71	73	282	T11	
1953	68	70	68	69	275	T9	\$550.00
1955	73	71	68	71	283	T12	500.00
						Total	\$1,050.00

MARLOWE, GARY (74.00)

Year	1st	2nd	3rd	4th	Total	Finish	Money
1984	70	78			148	CUT	
						Total	

MARR, DAVE (69.67)

Year	1st	2nd	3rd	4th	Total	Finish	Money
1962	71	70	70	75	286	T43	
1963	69	69	70	70	278	T5	\$1,675.00
1965	67	67	70	71	275	T3	4,000.00
1966	69	67	70	69	275	T16	1,550.00
1967	69	68	67	72	276	T10	2,150.00
1968	68	71	67	70	276	T7	2,975.00
1969	71	72	72	73	288	T70	160.00
1970	68	70	71	68	277	T21	902.86
1971	68	69	69	71	277	T25	830.50
						Total	\$14,243.36

MARRELLO, FRAN (76.63)

Year	1st	2nd	3rd	4th	Total	Finish	Money
1991	76	78			154	CUT	
1992	78	82			160	W/D	
1993	76	73			149	CUT	
1994	73	70			143	CUT	
1996	73	74			147	CUT	
2001	83	72			155	CUT	
2002	84	83			167	CUT	
2006	74	77			151	CUT	
						Total	

MARSH, GRAHAM (70.25)

Year	1st	2nd	3rd	4th	Total	Finish	Money
1978	72	67	73	69	281	T63	\$372.75
						Total	\$372.75

MARSHALL, IAN (80.00)

Year	1st	2nd	3rd	4th	Total	Finish	Money
2012	77	83			160	CUT	
						Total	

MARSHALL, JAMES (71.00)

Year	1st	2nd	3rd	4th	Total	Finish	Money
1974	70	70	72	72	284	T64	\$345.00
						Total	\$345.00

MARTI, FRED (69.88)

Year	1st	2nd	3rd	4th	Total	Finish	Money
1964	70	70	74	72	286	T60	
1967	72	68	68	71	279	T21	\$953.57
1971	66	69	67	70	272	T11	2,310.00
1979	69	71	69	72	281	T47	761.25
						Total	\$4,024.82

MARTINDALE, BILL (70.17)

Year	1st	2nd	3rd	4th	Total	Finish	Money
1964	70	68	76	68	282	T42	
1966	69	70	70	72	281	T51	\$33.33
1967	71	72	70	66	279	T21	953.58
						Total	\$986.91

MARTIN, BEN (70.67)

Year	1st	2nd	3rd	4th	Total	Finish	Money
2011	72	70			142	CUT	
2016	65	77			142	CUT	
2018	75	65			140	CUT	
						Total	

MARTIN, CASEY (71.75)

Year	1st	2nd	3rd	4th	Total	Finish	Money
1998	71	73			144	CUT	
2000	69	74			143	CUT	
						Total	

MARTIN, DOUG (70.18)

Year	1st	2nd	3rd	4th	Total	Finish	Money
1992	71	79			150	CUT	
1994	73	70			143	CUT	
1995	70	71	69	68	278	T38	\$4,920.00
1996	74	70			144	CUT	
1997	68	71	68	70	277	T29	9,537.50
1998	69	68	69	72	278	T56	4,460.00
1999	67	69	69	69	274	T34	12,357.14
						Total	\$31,274.64

MARTIN, IVERSON (73.50)

Year	1st	2nd	3rd	4th	Total	Finish	Money
1952	75	73	71	75	294	T50	
						Total	

MARTIN, MIKE (74.83)

Year	1st	2nd	3rd	4th	Total	Finish	Money
1999	75	76			151	CUT	
2003	75	75			150	CUT	
2006	72	76			148	CUT	
						Total	

MARTINS, BRUCE (77.00)

Year	1st	2nd	3rd	4th	Total	Finish	Money
1986	78	76			154	CUT	
						Total	

MARTINEZ, RICHARD (72.33)

Year	1st	2nd	3rd	4th	Total	Finish	Money
1963	73	73			146	DQ	
1967	73	68	76	71	288	T61	
						Total	

MARUSIC, MILON (71.42)

Year	1st	2nd	3rd	4th	Total	Finish	Money
1952	75	73	74	72	294	T50	
1953	70	70	72	68	280	T16	\$225.00
1954	70	72	72	69	283	T27	135.00
						Total	\$360.00

MARUYAMA, DAISUKE (70.38)

Year	1st	2nd	3rd	4th	Total	Finish	Money
2006	71	67	69	73	280	T48	\$11,193.60
2007	68	72	75	68	283	T61	12,900.00
						Total	\$24,093.60

MARUYAMA, SHIGEKI (69.00)

Year	1st	2nd	3rd	4th	Total	Finish	Money
2001	63	69	73	64	269	T7	\$83,921.43
2002	72	72			144	CUT	
2006	74	65	68	66	273	T5	154,550.00
2007	67	69	73	66	275	T15	90,000.00
2008	72	71			143	CUT	
						Total	\$328,471.43

INDIVIDUAL RESULTS

MAYFAIR, BILLY (69.83)

Year	1st	2nd	3rd	4th	Total	Finish	Money
1989	74	73			147	CUT	
1990	66	66	73	70	275	T36	\$4,406.25
1991	68	65	70	72	275	T14	16,500.00
1992	69	66	71	72	278	T8	29,000.00
1993	71	70	72	73	286	T58	2,190.00
1994	73	73			146	CUT	
1995	73	68	72	67	280	T51	2,824.00
1997	70	69	67	70	276	T21	14,081.25
2000	70	68	70		208	W/D	
2001	70	70	68	64	272	T22	27,944.29
2002	71	70	71	72	284	T69	8,000.00
2003	71	71			142	CUT	
2004	68	71	69	70	278	T44	13,053.60
2005	69	72			141	CUT	
2006	69	71	70	69	279	T44	14,080.00
2007	67	72	66	68	273	T9	156,000.00
2008	66	70	71	72	279	T62	12,900.00
2009	70	66	74		210	T73	11,460.00
2010	66	70	74	67	277	T57	13,260.00
2011	69	69			138	CUT	
2012	68	66	71	69	274	T29	36,525.00
2013	69	71	74		214	T81	10,919.00
2014	67	71	71	76	285	T75	11,718.00
						Total	\$384,861.39

MAYFIELD, SHELLEY (70.38)

Year	1st	2nd	3rd	4th	Total	Finish	Money
1953	68	70	70	72	280	T16	\$225.00
1954	69	72	69	73	283	T27	135.00
						Total	\$360.00

MAZZA, JOHN (70.08)

Year	1st	2nd	3rd	4th	Total	Finish	Money
1980	72	73			145	CUT	
1981	66	67	70	65	268	T8	\$8,400.00
1982	69	68	75	71	283	T76	558.00
1983	71	74			145	CUT	
						Total	\$8,958.00

MAZZARELLA, PAT (74.38)

Year	1st	2nd	3rd	4th	Total	Finish	Money
1952	75	74	75	78	302	63	
1959	73	73	75	72	293	T64	
						Total	

MCBEE, RIVES (71.38)

Year	1st	2nd	3rd	4th	Total	Finish	Money
1967	70	73	71	72	286	T52	
1968	72	70	73	70	285	T43	\$171.67
						Total	\$171.67

MCCALLISTER, BLAINE (70.36)

Year	1st	2nd	3rd	4th	Total	Finish	Money
1982	71	69			140	CUT	
1983	71	70			141	CUT	
1986	69	72	77	70	288	T73	\$1,351.00
1987	69	74			143	CUT	
1988	68	66	69	69	272	T8	19,600.00
1989	69	69	67	67	272	T7	29,100.00
1990	68	67	71	71	277	T45	2,752.50
1991	68	69	75	71	283	T62	2,120.00
1992	68	72	72	71	283	T36	4,608.33
1995	72	67	71	69	279	T45	3,432.00
1997	71	76			147	CUT	
1998	73	66	69	74	282	T72	3,920.00
1999	68	70	69	70	277	T54	5,750.00
2001	70	75			145	CUT	
2002	74	69			143	CUT	
2004	71	75			146	CUT	
						Total	\$72,633.83

MCCALLISTER, BOB (70.75)

Year	1st	2nd	3rd	4th	Total	Finish	Money
1960	70	69	67	72	278	T11	\$825.00
1961	69	72	72	73	286	T57	
1962	71	70	72	70	283	T30	270.00
1965	71	73	70	71	285	T55	
						Total	\$1,095.00

MCCANN, RONNIE (72.00)

Year	1st	2nd	3rd	4th	Total	Finish	Money
1989	74	70			144	CUT	
						Total	

MCCARRON, SCOTT (69.20)

Year	1st	2nd	3rd	4th	Total	Finish	Money
1995	70	67	72	74	283	T66	\$2,448.00
1998	70	70			140	CUT	
1999	70	67	69	70	276	T46	6,587.50
2008	68	69	68	66	271	T27	40,800.00
2009	70	67	70	66	273	T43	20,400.00
2010	68	66	66	70	270	T13	97,500.00
2014	75	73			148	CUT	
						Total	\$167,735.55

MCCARTHY, DENNY (69.90)

Year	1st	2nd	3rd	4th	Total	Finish	Money
2018	70	68	66	73	277	T47	\$17,578.00
2019	71	69			140	CUT	
2020	67				WD		
2021	72	66	71	73	282	T73	14,578.00
						Total	\$32,156.00

MCCOMISH, JOHN (70.50)

Year	1st	2nd	3rd	4th	Total	Finish	Money
1986	67	76			143	CUT	
1987	70	72	75	70	287	T71	\$1,330.00
1989	68	69	71	69	277	T34	4,942.86
1990	71	68	68	73	280	W/D	
						Total	\$6,272.86

MCCONACHIE, JACK (70.88)

Year	1st	2nd	3rd	4th	Total	Finish	Money
1980	71	66	72	73	282	63	\$642.00
1983	72	68			140	CUT	
1988	70	75			145	CUT	
						Total	\$642.00

MCCORD, GARY (71.03)

Year	1st	2nd	3rd	4th	Total	Finish	Money
1976	71	70	70	73	284	T53	\$477.75
1978	71	67	71	73	282	T67	330.75
1979	67	74	73	71	285	T64	627.00
1981	73	72			145	CUT	
1984	69	72	73	76	290	T70	792.00
1985	70	72			142	T70	1,176.00
1986	70	69	74	75	288	T73	1,351.00
1987	72	71			143	CUT	
1988	68	68	74	69	279	T45	2,002.00
1989	68	69	70	70	277	T34	4,942.86
						Total	\$11,699.36

MCCORMICK, RYAN (70.50)

Year	1st	2nd	3rd	4th	Total	Finish	Money
2019	69	72			141	CUT	
						Total	

MCCOY, LEE (71.25)

Year	1st	2nd	3rd	4th	Total	Finish	Money
2015	74	66			140	CUT	
2016	76	69			145	CUT	
						Total	

MCCUE, LARRY (74.75)

Year	1st	2nd	3rd	4th	Total	Finish	Money
1955	73	74	76	80	303	T69	
1957	75	70	76	74	295	T58	
						Total	

MCCULLOUGH, MIKE (70.31)

Year	1st	2nd	3rd	4th	Total	Finish	Money
1974	70	71	72	73	286	68	\$320.00
1977	70	71	68	70	279	T45	567.00
1979	70	70	67	71	278	T32	1,775.00
1981	68	69	72	69	278	T67	609.00
1982	74	67			141	CUT	
1983	69	69	69	69	276	T23	2,528.57
1984	73	76			149	CUT	
1986	67	73	67	70	277	T24	5,810.00
1988	67	69	72	78	286	T71	1,379.00
						Total	\$12,988.57

MCCUMBER, MARK (70.48)

Year	1st	2nd	3rd	4th	Total	Finish	Money
1979	73				73	W/D	
1986	67	72	72	70	281	T53	\$1,612.80
1987	71	68	69	69	277	T20	8,155.00
1991	70	69	68	68	275	T14	16,500.00
1992	69	73	72	69	283	T36	4,608.34
2000	76	72			148	CUT	
2001	70	73			143	CUT	
						Total	\$30,876.14

MCCUMBER, TYLER (69.50)

Year	1st	2nd	3rd	4th	Total	Finish	Money
2020	65	73			138	CUT	
2021	69	71			140	CUT	
						Total	

MCDANIEL, CHIP (69.25)

Year	1st	2nd	3rd	4th	Total	Finish	Money
2019	69	68	68	72	277	T43	\$21,924.00
						Total	\$21,924.00

MCDOWELL, GRAEME (70.00)

Year	1st	2nd	3rd	4th	Total	Finish	Money
2018	672	68			140	CUT	
						Total	

MCFADDEN, TOM (71.25)

Year	1st	2nd	3rd	4th	Total	Finish	Money
1962	75	70	70	70	285	T37	\$80.00
						Total	\$80.00

MCGEE, JERRY (69.50)

Year	1st	2nd	3rd	4th	Total	Finish	Money
1969	73	68	75	72	288	T70	\$160.00
1970	72	68	70	77	287	T67	173.91
1974	67	69	71	68	275	T5	6,350.00
1975	69	70	68	70	277	T27	1,480.00
1977	68	70	67	68	273	T15	3,465.00
1979	68	67	67	65	267	1	54,000.00
1980	69	70	71	69	279	T46	790.50
						Total	\$66,

INDIVIDUAL RESULTS

MCQUADE, DAVID (77.75)

Year	1st	2nd	3rd	4th	Total	Finish	Money
1990	78	71			149	CUT	
1993	79	83			162	CUT	
						Total	

MCQUILLAN, MATT (70.00)

Year	1st	2nd	3rd	4th	Total	Finish	Money
2011	73	67			140	CUT	
2012	78	70			148	CUT	
						Total	

MCQUILLING, TOM (74.00)

Year	1st	2nd	3rd	4th	Total	Finish	Money
1985	75	73			148	CUT	
						Total	

MCQUISTON, HENRY (73.50)

Year	1st	2nd	3rd	4th	Total	Finish	Money
1959	73	70	76	75	294	T66	
						Total	

MCROY, SPIKE (70.23)

Year	1st	2nd	3rd	4th	Total	Finish	Money
1997	71	69	71	67	278	T35	\$7,395.00
1998	66	72	69	68	275	T31	11,860.00
2001	68	71	76	69	284	T9	5,642.00
2002	74	71			145	CUT	
2003	70	71			141	CUT	
2004	76	70			146	CUT	
2005	68	71	66	71	276	T31	25,499.00
						Total	\$50,396.00

MEADE, CHARLIE (79.00)

Year	1st	2nd	3rd	4th	Total	Finish	Money
1987	80	78			158	CUT	
						Total	

MEADE, LINDEN (74.25)

Year	1st	2nd	3rd	4th	Total	Finish	Money
1971	72	69	79	77	297	88	\$115.00
						Total	\$115.00

MEDIATE, ROCCO (71.00)

Year	1st	2nd	3rd	4th	Total	Finish	Money
1986	71	72			143	CUT	
1987	70	71	74	72	287	T71	\$1,330.00
1988	69	70	67	68	274	T14	11,900.00
1989	72	67	68	73	280	T54	2,270.00
1990	65	69	70	65	269	T2	66,000.00
1991	70	67	69	73	279	T38	4,400.00
1992	73	73			146	CUT	
1993	68	70	72	67	277	T7	30,125.00
1995	72	72			144	CUT	
1996	70	71	71	69	281	T25	11,700.00
1997	73	75			148	CUT	
2005	73	69			142	CUT	
2012	66	70	69	71	276	T47	14,584.61
						Total	\$142,309.61

MEDLIN, SCOTT (72.50)

Year	1st	2nd	3rd	4th	Total	Finish	Money
1996	70	75			145	CUT	
						Total	

MEDNICK, ADAM (73.50)

Year	1st	2nd	3rd	4th	Total	Finish	Money
1997	72	75			147	CUT	
						Total	

MEIERDIERKS, ERIC (74.50)

Year	1st	2nd	3rd	4th	Total	Finish	Money
2013	72	77			149	CUT	
						Total	

MELNYK, STEVE (70.07)

Year	1st	2nd	3rd	4th	Total	Finish	Money
1974	71	68	70	70	279	T33	\$949.09
1975	70	72	66	71	279	T34	988.57
1976	71	70	73	65	279	T26	1,491.00
1980	68	70	75	78	291	T0	600.00
1981	69	70	68	74	281	T80	522.00
1982	67	67	67	68	269	T15	5,100.00
1983	65	68	70	73	276	T23	2,528.57
1984	78				78	W/D	
						Total	\$12,179.23

MENGERT, AL (72.25)

Year	1st	2nd	3rd	4th	Total	Finish	Money
1955	70	72	74	73	289	T34	
						Total	

MENNE, ALLAN (75.91)

Year	1st	2nd	3rd	4th	Total	Finish	Money
1988	75	71			146	CUT	
1989	82	72			154	CUT	
1991	71	76			147	CUT	
1992	73	82			155	CUT	
1993	77	80			157	CUT	
1996	79	73			152	CUT	
						Total	

MENNE, BOB (70.13)

Year	1st	2nd	3rd	4th	Total	Finish	Money
1972	68	72	72	74	286	63	\$217.39
1975	69	68	68	70	275	T18	2,400.00
						Total	\$2,617.39

MEOLA, CHARLES (77.00)

Year	1st	2nd	3rd	4th	Total	Finish	Money
2003	72	82			154	CUT	
						Total	

MERCER, HANK (76.00)

Year	1st	2nd	3rd	4th	Total	Finish	Money
1953	76	74	78		228	W/D	
						Total	

MERRICK, JOHN (68.78)

Year	1st	2nd	3rd	4th	Total	Finish	Money
2007	74	79			153	CUT	
2009	65	67	65	69	266	T11	\$138,000.00
2010	69	69	71	64	273	T34	29,025.00
2011	67	66	66	67	266	T9	156,000.00
2012	72	65	73		210	T71	11,640
2013	65	71	71	70	277	T30	32,584.00
2014	67	72	67	67	273	T26	45,880.00
2015	72	67			139	CUT	
						Total	\$413,129.00

MERRINS, EDDIE (72.00)

Year	1st	2nd	3rd	4th	Total	Finish	Money
1959	72	72	70	74	288	T42	
						Total	

MERRITT, TROY (69.69)

Year	1st	2nd	3rd	4th	Total	Finish	Money
2010	71	74			145	CUT	
2011	69	69			138	CUT	
2014	71	66	72	71	280	T67	\$12,586.00
2015	69	70			139	CUT	
2016	73	68			141	CUT	
2017	65	68	73	66	272	T8	\$176,800.00
2018	72	72			144	CUT	
2019	70	65	75		210	T71	13,824.00
2020	68	64	72	72	276	T60	16,502.00
2021	68	65	70	73	276	T36	30,743.63
						Total	\$250,455.63

METHVIN, SONNY (71.75)

Year	1st	2nd	3rd	4th	Total	Finish	Money
1965	67	73	78	69	287	T64	
						Total	

METZ, DICK (71.00)

Year	1st	2nd	3rd	4th	Total	Finish	Money
1954	75	71	70	68	284	T29	\$55.00
						Total	\$55.00

MEYER, DENNIS (69.38)

Year	1st	2nd	3rd	4th	Total	Finish	Money
1975	64	73	72	66	275	T18	\$2,400.00
1977	71	69	69	71	280	T54	462.00
						Total	\$2,862.00

MEYER, DYLAN (72.50)

Year	1st	2nd	3rd	4th	Total	Finish	Money
2018	70	75			145	CUT	
						Total	

MEYERSON, LARS (73.50)

Year	1st	2nd	3rd	4th	Total	Finish	Money
1983	74	73			147	CUT	
						Total	

MIARTUZ, CHICO (72.00)

Year	1st	2nd	3rd	4th	Total	Finish	Money
1963	74	71	73	70	288	T42	\$85.00
						Total	\$85.00

MICHEEL, SHAUN (69.88)

Year	1st	2nd	3rd	4th	Total	Finish	Money
1994	69	75			144	CUT	
1997	74	69	71	70	284	T73	\$2,865.00
2000	69	71			140	CUT	
2002	75				75	W/D	
2003	71	68	68	65	272	T10	108,000.00
2010	72	65	65	71	273	T34	29,025.00
						Total	\$139,890.00

MICKELSON, PHIL (68.79)

Year	1st	2nd	3rd	4th	Total	Finish	Money
1992	69	75			144	CUT	
1994	65	72	70	72	279	T26	\$8,520.00
2001	67	68	61	68	264	1	558,000.00

INDIVIDUAL RESULTS

MIZE, LARRY (69.45)

Year	1st	2nd	3rd	4th	Total	Finish	Money
1982	71	66	67	68	272	T28	\$1,791.82
1983	73	72			145	CUT	
1984	69	74	69	73	285	T37	1,680.00
1985	71	70	69	68	278	T29	3,652.50
1990	70	69	67	68	274	T27	6,516.66
1996	77	67			144	CUT	
1997	68	69	70	70	277	T29	9,537.50
1998	68	63	66	69	266	T2	176,000.00
1999	69	69	67	71	276	T46	6,587.50
2001	65	72	71	69	277	T50	7,477.20
2002	77	71			148	CUT	
2005	73	72			145	CUT	
2006	68	74			142	CUT	
2008	67	70	67	70	274	44	21,000.00
						Total	\$234,243.18

MIZUMAKI, YOSHINORI (70.25)

Year	1st	2nd	3rd	4th	Total	Finish	Money
1994	70	70	69	72	281	T40	\$4,440.00
						Total	\$4,440.00

MOGG, BRIAN (74.00)

Year	1st	2nd	3rd	4th	Total	Finish	Money
1986	79	75			154	CUT	
1987	73	71			144	CUT	
1988	72	74			146	CUT	
						Total	

MOLDER, BRYCE (69.60)

Year	1st	2nd	3rd	4th	Total	Finish	Money
2002	72	78			150	CUT	
2007	74	77			151	CUT	
2009	67	66	67	69	269	T19	\$75,300.00
2010	68	70	72	72	282	T3	11,640.00
2011	65	66	64	70	265	T6	201,000.00
2012	71	67	67	74	279	T64	12,600.00
2013	67	70	73	67	277	T30	32,584.00
2014	73	69			142	CUT	
2015	66	71	70	71	278	T64	13,440.00
2016	69	70	66	72	277	T56	14,718.00
2017	70	70	66	69	275	T26	46,277.78
						Total	\$407,559.78

MOLINA, FLORENTINO (69.75)

Year	1st	2nd	3rd	4th	Total	Finish	Money
1976	72	68	72	69	281	T41	\$695.34
1977	74	66	67	70	277	T31	1,165.50
						Total	\$1,860.84

MOLINARI, FRANCESCO (69.57)

Year	1st	2nd	3rd	4th	Total	Finish	Money
2015	67	66	69	71	273	T25	\$41,234.29
2016	71	67	65	73	276	T47	16,573.33
2019	69	69	71	71	280	T57	16,128.00
2021	73	72			145	CUT	
						Total	\$73,935.62

MOLLICA, TONY (74.00)

Year	1st	2nd	3rd	4th	Total	Finish	Money
1997	73	75			148	CUT	
						Total	

MONROE, LLOYD (72.00)

Year	1st	2nd	3rd	4th	Total	Finish	Money
1963	75	71	71	71	288	T42	
						Total	

MONTGOMERY, JACK (69.75)

Year	1st	2nd	3rd	4th	Total	Finish	Money
1968	72	67	69	68	276	T7	\$2,975.00
1969	71	72	71	68	282	T50	165.72
						Total	\$3,140.72

MOODY, GRIFF (71.25)

Year	1st	2nd	3rd	4th	Total	Finish	Money
1984	67	72	74	72	285	T37	\$1,680.00
						Total	\$1,680.00

MOODY, ORVILLE (70.30)

Year	1st	2nd	3rd	4th	Total	Finish	Money
1970					143	CUT	
1977	68	73	72	69	282	T64	\$351.83
1978	68	68	71	71	278	T46	559.43
						Total	\$911.26

MOONEY, MITCH (75.50)

Year	1st	2nd	3rd	4th	Total	Finish	Money
1980	75	76			151	CUT	
						Total	

MOORE, JR., JOE (69.50)

Year	1st	2nd	3rd	4th	Total	Finish	Money
1953	67	69	69	70	275	T9	\$550.00
1961	70	70	70	71	281	T30	106.25
						Total	\$656.25

MOORE, RYAN (67.98)

Year	1st	2nd	3rd	4th	Total	Finish	Money
2006	69	66	67	67	269	T2	\$387,200.00
2007	66	71	69	72	278	T33	33,900.00
2008	69	74			143	CUT	
2009	66	65	68	64	263	T4	248,000.00
2010	68	67	69	66	270	T13	99,750.00
2011	64	70	64	63	261	T2	528,000.00
2012	72	67	69	68	276	T47	14,584.62
2013	68	70	66	68	272	T7	196,725.00
2014	63	68	66	71	268	T5	235,600.00
2016	70	66	66	70	272	T17	83,490.00
2018	68	72			140	CUT	
2019	68	64	72	68	272	T15	115,200
2020	67	70			137	CUT	
2021	72	65	72	69	278	T54	17,094.00
						Total	\$1,959,543.62

MOORE, TOMMY (72.50)

Year	1st	2nd	3rd	4th	Total	Finish	Money
1990	71	69			140	CUT	
1991	69	73			142	CUT	
1994	80	73			153	CUT	
						Total	

MORALES, WILFREDO (72.50)

Year	1st	2nd	3rd	4th	Total	Finish	Money
2003	74	71			145	CUT	
						Total	

MORAN, PAUL (70.35)

Year	1st	2nd	3rd	4th	Total	Finish	Money
1970	66	70	71	72	279	T30	\$593.75
1971	69	67	71	75	282	T61	115.79
1972	67	66	71	73	277	T14	2,062.50
1974	70	71	73	73	287	T69	310.00
1976	74	67	70	71	282	T50	519.50
						Total	\$3,601.54

MORGAN, GIL (69.57)

Year	1st	2nd	3rd	4th	Total	Finish	Money
1978	66	67	69	69	271	T7	\$6,457.50
1981	73	70			143	CUT	
1985	69	69	69	68	275	T14	10,200.00
1987	70	67	67	71	275	T11	15,400.00
1988	67	70	69	72	278	T36	3,013.78
1990	66	76			142	CUT	
1991	72	74			146	CUT	
1992	66	68	71	72	277	T5	36,500.00
1994	68	73	68	71	280	T33	6,205.72
						Total	\$77,777.00

MORGAN, JOHN (71.00)

Year	1st	2nd	3rd	4th	Total	Finish	Money
2003	69	71	71	73	284	T68	\$8,080.00
						Total	\$8,080.00

MORGAN, PETE (69.25)

Year	1st	2nd	3rd	4th	Total	Finish	Money
1998	64	71	69	73	277	T47	\$5,022.22
						Total	\$5,022.22

MORIKAWA, COLLIN (69.83)

Year	1st	2nd	3rd	4th	Total	Finish	Money
2019	66	67	75	68	276	T36	\$32,451.43
2020	72	71			143	CUT	
						Total	\$32,451.43

MORLAND IV, DAVID (72.38)

Year	1st	2nd	3rd	4th	Total	Finish	Money
2000	76	70			146	CUT	
2001	71	70			141	CUT	
2002	71	71			142	CUT	
2004	77	73			150	CUT	
						Total	

MORLEY, MIKE (70.17)

Year	1st	2nd	3rd	4th	Total	Finish	Money
1973	71	69	71	71	282	T69	\$305.00
1975	70	69	74	72	285	T62	350.00
1978	71	68	69	73	281	T63	372.75
1981	66	67	69	68	270	T15	4,357.50
1982	72	73			145	CUT	
						Total	\$5,385.25

MORSE, ANDY (72.50)

Year	1st	2nd	3rd	4th	Total	Finish	Money
1985	73	77			150	CUT	
1996	75	67	71	72	285	T49	\$3,634.29
						Total	\$3,634.29

MORSE, JOHN (71.06)

Year	1st	2nd	3rd	4th	Total	Finish	Money
1994	69	69	71	72	281	T40	\$4,440.00
1995	73	75			148	CUT	
1996	71	69	69	72	281	T25	11,700.00
1997	67	71	69	77	284	T73	2,865.00
1998	77	65			142	CUT	
2003	72	71			143	CUT	
						Total	\$19,005.00

MORTON, AL (72.50)

Year	1st	2nd	3rd	4th	Total	Finish	Money
1982	69	76			145	CUT	
						Total	

MORTON, RICK (74.00)

Year	1st	2nd	3rd	4th	Total	Finish	Money
1989	74	74			148	CUT	
						Total	

MOSEL, STAN (73.25)

Year	1st	2nd	3rd	4th	Total	Finish	Money
1963	72	70	76	75	293	T65	
						Total	

MOSS, PERRY (71.00)

Year	1st	2nd	3rd	4th	Total	Finish	Money
1999	68	71	73	71	283	T69	\$5,050.00
2000	71	72			143	CUT	
						Total	\$5,050.00

MOWRY, LARRY (70.82)

Year	1st	2nd	3rd	4th	Total	Finish	Money
1962	72	72	74	71	289	T56	
1964	72	68	73	65	278	T15	\$872.23
1965	68	71	71				

INDIVIDUAL RESULTS

NARY, BILL (71.40)

Year	1st	2nd	3rd	4th	Total	Finish	Money
1952	70	67	74	74	285	T20	\$205.00
1954	73	70	71	72	286	T41	
1955	75	69	73	76	293	T50	
1956	70	69	72	72	283	T28	41.25
1957	67	68	71	75	281	T19	337.50
						Total	\$583.75

NELFORD, JIM (70.73)

Year	1st	2nd	3rd	4th	Total	Finish	Money
1978	68	68	72	71	279	T53	\$467.34
1979	69	70	72	75	286	68	612.00
1980	75	73			148	CUT	
1981	68	65	72	69	274	T47	807.00
1985	71	66	70	69	276	T19	6,771.43
1987	76	73			149	CUT	
1988	70	74			144	CUT	
						Total	\$8,657.77

NELSON, LARRY (69.23)

Year	1st	2nd	3rd	4th	Total	Finish	Money
1974	68	71	69	69	277	T20	\$1,928.57
1975	68	66	67	68	269	T4	8,800.00
1976	71	67	68	70	276	T18	2,730.00
1977	68	66	69	65	268	T2	19,425.00
1978	64	67	70	71	272	T9	4,357.50
1979	69	71	72	72	284	T62	645.00
1980	73	69			142	CUT	
1982	70	69	65	68	272	T28	1,791.82
1984	73	70	67	72	282	T26	3,140.00
1995	75	71			146	CUT	
1996	70	70	69	72	281	T25	11,700.00
						Total	\$54,517.89

NESMITH, MATTHEW (71.00)

Year	1st	2nd	3rd	4th	Total	Finish	Money
2020	70	70			140	CUT	
2021	74	70			144	CUT	
						Total	

NETCHO, JOHN (76.75)

Year	1st	2nd	3rd	4th	Total	Finish	Money
1955	75	79	74	79	307	T73	
						Total	

NETTELBLADT, HARRY (72.38)

Year	1st	2nd	3rd	4th	Total	Finish	Money
1952	74	74	69	68	285	T20	\$205.00
1953	77	73	75	74	299	T59	
1954	73	70	70	72	285	T35	
1955	75	71	74	71	291	T42	
1957	75	74	73	74	296	T61	
1958	70	70	72	69	281	T31	115.00
						Total	\$320.00

NEVIL, DWIGHT (70.21)

Year	1st	2nd	3rd	4th	Total	Finish	Money
1971	67	70	72	69	278	T31	\$592.00
1972	68	73	71	72	284	T52	217.39
1974	68	70	71	70	279	T33	949.09
1976	69	70	73	69	281	T41	695.34
1977	67	71	71	70	279	T45	567.00
1978	71	69	71	73	284	T73	
						Total	\$3,020.82

NEWQUIST, DAVE (69.00)

Year	1st	2nd	3rd	4th	Total	Finish	Money
1977	68	69	66	73	276	T25	\$1,585.50
						Total	\$1,585.50

NEWTON III, GUY (74.50)

Year	1st	2nd	3rd	4th	Total	Finish	Money
1989	74	75			149	CUT	
						Total	

NEWTON, JACK (69.50)

Year	1st	2nd	3rd	4th	Total	Finish	Money
1977	69	71	69	70	279	T45	\$567.00
1981	70	69	66	74	279	T71	588.00
1982	71	68	65	72	276	T54	681.00
						Total	\$1,836.00

NICHOLS, BOBBY (69.58)

Year	1st	2nd	3rd	4th	Total	Finish	Money
1960	76	69	70	67	282	T27	\$146.67
1961	68	69	74	74	285	T52	
1964	70	70	69	70	279	T24	662.50
1966	67	70	69	71	277	T26	800.00
1968	72	70	70	65	277	T11	2,200.00
1971	68	68	68	69	273	T14	1,760.00
1973	67	69	69	66	271	T21	2,100.00
1979	71	70	70	70	281	T47	761.25
1980	73	64	64	72	273	T14	5,400.00
1981	71	66	71	71	279	T71	588.00
1982	67	72	73	69	281	T70	588.00
1985	73	68	69	72	282	T50	1,461.00
						Total	\$16,467.42

NICKLAUS, GARY (70.88)

Year	1st	2nd	3rd	4th	Total	Finish	Money
2000	69	70	69	70	278	T58	\$6,076.00
2001	70	74			144	CUT	
2002	70	75			145	CUT	
						Total	\$6,076.00

NICKLAUS, JACK (68.88)

Year	1st	2nd	3rd	4th	Total	Finish	Money
1963	73	67	67	71	278	T5	\$1,675.00
1969	68	68	69	68	273	7	3,200.00
						Total	\$4,875.00

NICOLETTE, MIKE (70.75)

Year	1st	2nd	3rd	4th	Total	Finish	Money
1982	69	70	67	68	274	T44	\$990.00
1984	68	68	72	71	279	T11	8,480.00
1985	73	72			145	CUT	
1986	72	74			146	CUT	
1987	72	73			145	CUT	
1988	74	69			143	CUT	
						Total	\$9,470.00

NIEBRUGGE, JORDAN (73.00)

Year	1st	2nd	3rd	4th	Total	Finish	Money
2016	69	77			146	CUT	
						Total	

NIELSEN, LONNIE (68.58)

Year	1st	2nd	3rd	4th	Total	Finish	Money
1981	63	66	71	71	271	T23	\$2,595.00
1982	68	69	69	69	275	T47	770.57
1983	71	65	72	69	277	T30	1,706.67
						Total	\$5,072.24

NIEMANN, JOAQUIN (68.50)

Year	1st	2nd	3rd	4th	Total	Finish	Money
2019	69	65	69	66	269	T5	\$262,800.00
2020	68	66	68	75	277	63	16,206.00
2021	68	67	73	68	276	T36	30,743.64
						Total	\$309,749.64

NIEPORTE, TOM (69.70)

Year	1st	2nd	3rd	4th	Total	Finish	Money
1957	72	65	68	74	279	T10	\$670.00
1958	67	70	69	70	276	T15	630.00
1959	68	69	67	69	273	2	2,300.00
1960	69	69	72	71	281	T20	330.00
1961	74	69	69	73	285	T52	
						Total	\$3,930.00

NITTIES, JAMES (69.25)

Year	1st	2nd	3rd	4th	Total	Finish	Money
2010	69	68	74	66	277	T57	\$13,260.00
						Total	\$13,260.00

NOBILO, FRANK (68.93)

Year	1st	2nd	3rd	4th	Total	Finish	Money
1999	71	71			142	CUT	
2000	69	68	69	70	276	T48	\$7,123.20
2001	67	66	70	69	272	T22	27,944.28
2002	69	69	71	66	275	T20	41,714.29
						Total	\$76,781.77

NOH, SEUNG-YUL (68.73)

Year	1st	2nd	3rd	4th	Total	Finish	Money
2012	68	68	68	68	272	T18	\$75,600.00
2013	68	68	72	72	280	T58	13,542.00
2014	68	69	72	70	279	T61	13,206.00
2015	64	69	71	68	272	T20	71,936.00
2016	69	70	68	68	275	T38	25,740.00
2017	69	73			142	CUT	
2020	64	68	66	69	271	T11	139,983.33
						Total	\$340,007.33

NOLAN, KEITH (70.00)

Year	1st	2nd	3rd	4th	Total	Finish	Money
2000	69	71			140	CUT	
						Total	

NORLANDER, HENRIK (69.27)

Year	1st	2nd	3rd	4th	Total	Finish	Money
2013	75	65	75		215	83	\$10,736.00
2016	71	68	70	64	273	T25	47,226.67
2020	68	68	68	68	272	T41	27,750.00
2021	65	71	71	72	279	T61	16,206.00
						Total	\$101,918.67

INDIVIDUAL RESULTS

OGRIN, DAVID (70.42)

Year	1st	2nd	3rd	4th	Total	Finish	Money
1983	69	70	72	70	281	T56	\$678.00
1989	67	70	73	70	280	T54	2,270.00
1990	71	74			145	CUT	
1992	75	73			148	CUT	
1993	72	71	72	68	283	T38	3,800.00
1995	68	72	71	67	278	T38	4,920.00
1997	68	69	69	69	275	T17	21,750.00
						Total	\$33,418.00

OHMACHI, AKI (70.25)

Year	1st	2nd	3rd	4th	Total	Finish	Money
1987	70	71			141	DQ	
1988	72	68			140	DQ	
						Total	

OLESEN, THORBJORN (71.00)

Year	1st	2nd	3rd	4th	Total	Finish	Money
2014	69	73			142	CUT	
						Total	

OLIVER, ED (69.74)

Year	1st	2nd	3rd	4th	Total	Finish	Money
1952	74	67	67	70	278	5	\$1,000.00
1953	72	66	69	66	273	T3	1,100.00
1955	68	74	73		215	W/D	
1956	66	69	72	71	278	T12	500.00
1958	68	69	72	72	281	T31	115.00
						Total	\$2,715.00

OLSEN, DAN (81.00)

Year	1st	2nd	3rd	4th	Total	Finish	Money
2004	81				81		
						Total	

OLSEN, SAM (77.00)

Year	1st	2nd	3rd	4th	Total	Finish	Money
1994	78	76			154	CUT	
						Total	

OLSON, DOUG (70.63)

Year	1st	2nd	3rd	4th	Total	Finish	Money
1971	69	72	71	71	283	T66	\$115.00
1972	72	68	70	72	282	T41	433.33
						Total	\$548.33

OLSON, LEIF (72.50)

Year	1st	2nd	3rd	4th	Total	Finish	Money
2009	71	74			145	CUT	
						Total	\$0.00

OMOHUNDRO, SALE (71.00)

Year	1st	2nd	3rd	4th	Total	Finish	Money
1980	73	69			142	CUT	
						Total	

OOSTERHUIS, PETER (70.00)

Year	1st	2nd	3rd	4th	Total	Finish	Money
1975	72	68	72	68	280	T41	\$760.00
1979	67	68	69	69	273	T10	7,200.00
1983	71	70			141	CUT	
1985	73	68	67	74	282	T50	1,461.00
1986	74	70			144	CUT	
						Total	\$9,421.00

OOSTHUIZEN, LOUIS (68.83)

Year	1st	2nd	3rd	4th	Total	Finish	Money
2012	69	69	70	68	276	T47	\$14,584.62
2014						W/D	
2015	71	71			142	CUT	
2016	68	71	67	66	272	T17	83,490.00
2019	66	68	74	68	276	T36	32,451.43
2020	64	70	71	68	273	T46	19,869.00
						Total	\$150,395.05

OPPENHEIM, ROB (70.50)

Year	1st	2nd	3rd	4th	Total	Finish	Money
2016	67	73			140	CUT	
2018	71	70			141	CUT	
2020	68	74			142	CUT	
2021	71	70			141	CUT	
						Total	

OPPERMANN, STEVE (68.88)

Year	1st	2nd	3rd	4th	Total	Finish	Money
1965	72	71	69	69	281	T30	\$550.00
1966	71	69	64	71	275	T16	1,550.00
1967	70	67	69	67	273	2	12,000.00
1970	67	68	67	71	273	T4	4,400.00
						Total	\$18,500.00

ORTIZ, CARLOS (69.21)

Year	1st	2nd	3rd	4th	Total	Finish	Money
2015	72	71			143	CUT	
2016	66	71	69	66	272	T17	\$83,490.00
2019	71	68			139	CUT	
2020	69	69			138	CUT	
2021	70	65	71	71	277	T47	19,377.43
						Total	\$102,867.43

OUELLETTE, RYAN (77.50)

Year	1st	2nd	3rd	4th	Total	Finish	Money
2003	76	79			155	CUT	
						Total	

OVERTON, JAY (72.67)

Year	1st	2nd	3rd	4th	Total	Finish	Money
1980	77	76			153	CUT	
1993	70	69	73	71	283	T38	\$3,800.00
						Total	\$3,800.00

OVERTON, JEFF (70.66)

Year	1st	2nd	3rd	4th	Total	Finish	Money
2005	77	68			145	CUT	
2006	69	70	73	77	289	T72	\$8,580.00
2007	69	71	72	70	282	T54	13,560.00
2008	72	70			142	CUT	
2010	67	72			139	CUT	
2015	69	69	71	66	275	T48	16,085.33
						Total	\$38,225.33

OWEN, GREG (70.33)

Year	1st	2nd	3rd	4th	Total	Finish	Money
2007	70	73			143	CUT	
2009	67	77			144	CUT	
2010	72	72			144	CUT	
2013	70	69	69	68	276	T24	\$49,410.00
2014	72	65	71	69	277	T51	14,591.00
2015	72	70			142	CUT	
2016	70	70			140	CUT	
						Total	\$64,001.00

OZAKI, JOE (73.30)

Year	1st	2nd	3rd	4th	Total	Finish	Money
1994	69	70	71	79	289	68	\$2,448.00
1995	76	73			149	CUT	
1996	70	83			153	CUT	
1998	77	65			142	CUT	
						Total	\$2,448.00

OZAKI, TATEO (72.50)

Year	1st	2nd	3rd	4th	Total	Finish	Money
1981	70	75			145	CUT	
						Total	

PACE, ROY (70.71)

Year	1st	2nd	3rd	4th	Total	Finish	Money
1965	73	69	72	69	283	T46	\$220.00
1968	70	73	72	70	285	T43	171.67
1969	67	72	69	71	279	T31	612.50
1971	69	72	75	76	292	87	115.78
1972	68	66	70	75	279	T26	906.50
1974	70	71	69	69	279	T33	949.09
						Total	\$2,975.54

PAESANI, JOHN (73.00)

Year	1st	2nd	3rd	4th	Total	Finish	Money
1990	68	75			143	CUT	
1992	77	71			148	CUT	
1994	77	71			148	CUT	
1996	73	77			150	CUT	
1997	71	73			144	CUT	
1998	74	73			147	CUT	
1999	78	64			142	CUT	
						Total	

PAINTER, ANTHONY (76.00)

Year	1st	2nd	3rd	4th	Total	Finish	Money
2003	76	76			152	CUT	
						Total	

PAK, JOHN (70.00)

Year	1st	2nd	3rd	4th	Total	Finish	Money
2021	68	72			140	CUT	
						Total	

PALMER, ARNOLD (69.13)

Year	1st	2nd	3rd	4th	Total	Finish	Money
1955	71	73			144	W/D	
1956	66	69	68	71	274	1	\$4,000.00
1957	67	68	67	77	279	T10	670.00
1958	66	68	70	70	274	T8	900.00
1959	68	71	68	72	279	T8	950.00
1960	70	68	66	66	270	1	3,500.00
1961	68	67	73	73	281	T30	106.25
1966	68	67	70	77	282	T59	
1973	68	65	67	66	266	T3	9,750.00
1976	68	70	74	66	278	T21	1,995.00
						Total	\$21,871.25

PALMER, JOHNNY (69.63)

Year	1st	2nd	3rd	4th	Total	Finish	Money
1952	67	70	72	71	280	T6	\$750.00
1954	69	68	67	73	277	T11	360.00
						Total	\$1,110.00

PALMER, RYAN (70.31)

Year	1st	2nd	3rd	4th	Total	Finish	Money
2004	68	73	71	70	282	T61	\$8,946.00
2008	67	71			138	CUT	
2009	69	71			140	CUT	
2017	69	71	68	70	278	T53	15,742.00
2018	71	78			149	CUT	
2020	67	71			138	CUT	
						Total	\$24,688.00

PAMPLING, ROD (70.00)

Year	1st	2nd	3rd	4th	Total	Finish	Money
1999	70	73			143	CUT	
2002	75	73			148	CUT	
2003	70	64	69	70	273	T11	\$79,428.57
2007	66	71	72	70	279	T36	27,042.86
2008	72	68			140	CUT	
2010	68	68	75	65	276	T51	14,120.00
2012	72	69			141	CUT	
2013	65	74	71	73	283	T70	12,261.00
2016	69	68	72	66	275	T38	25,740.00
2017	67	72	71	72	282	T69	13,532.00
2018	72	68			140	CUT	
2019	72	68			140	CUT	
						Total	\$172,124.43

PAN, C. T. (68.83)

Year	1st	2nd	3rd	4th	Total	Finish	Money
2015	67	68	71	67	273	T25	\$41,234.28
2017	70	68	64	70	272	T8	176,800.00
2018	71	70					

INDIVIDUAL RESULTS

PAULSON, DENNIS (71.79)

Year	1st	2nd	3rd	4th	Total	Finish	Money
1994	73	73			146	CUT	
1995	73	72			145	CUT	
2003	64	70	72	72	278	T36	\$18,433.33
2004	75	69			144	CUT	
2005	68	69	74	81	292	T76	8,041.00
						Total	\$26,474.33

PAVIN, COREY (68.97)

Year	1st	2nd	3rd	4th	Total	Finish	Money
1984	71	70	70	75	286	T45	\$1,083.56
1985	74	64	67	74	279	T37	2,580.00
1986	69	69	70	71	279	T36	3,154.86
1989	70	71			141	CUT	
1991	65	67	70	69	271	T2	88,000.00
1993	67	65	73	69	274	4	48,000.00
1994	65	73	66	67	271	T3	57,600.00
1995	70	67	66	69	272	T11	26,400.00
1997	76	72			148	CUT	
2001	69	71	71	67	278	T55	6,975.00
2002	67	74	72	67	280	T54	9,000.00
2004	62	72	68	70	272	T6	140,700.00
2005	66	69	67	68	270	8	133,300.00
2006	66	73	68	69	276	T21	39,160.00
2007	70	66	77	66	279	T36	27,042.86
2008	68	66	70	64	268	T10	150,000.00
2009	68	70			138	CUT	
2010	65	66	69	66	266	T2	528,000.00
2011	70	72			142	CUT	
						Total	\$1,260,996.28

PAYNE, BOB (68.88)

Year	1st	2nd	3rd	4th	Total	Finish	Money
1973	70	66	64	67	267	T7	\$5,460.00
1974	70	65	74	75	284	T64	345.00
						Total	\$5,805.00

PEARCE, EDDIE (70.63)

Year	1st	2nd	3rd	4th	Total	Finish	Money
1974	66	72	71	68	277	T20	\$1,928.58
1981	73	68			141	CUT	
1993	74	73			147	CUT	
						Total	\$1,928.58

PEARSON, RICK (70.00)

Year	1st	2nd	3rd	4th	Total	Finish	Money
1983	71	71			142	CUT	
1988	69	69	70	67	275	T19	\$7,365.56
1989	71	72			143	CUT	
						Total	\$7,365.56

PECK, MIKE (71.90)

Year	1st	2nd	3rd	4th	Total	Finish	Money
1980	73	71			144	CUT	
1983	70	68	74	76	288	T68	\$609.00
1984	73	72	72	70	287	T54	896.00
						Total	\$1,505.00

PEEGE, DAVE (71.33)

Year	1st	2nd	3rd	4th	Total	Finish	Money
1992	77	72			149	W/D	
1993	71	70	72	66	279	T16	\$15,500.00
						Total	\$15,500.00

PEETE, CALVIN (69.65)

Year	1st	2nd	3rd	4th	Total	Finish	Money
1977	67	67	69	67	270	T6	\$6,825.00
1978	67	68	70	71	276	T38	903.00
1980	66	67	70	72	275	T23	2,528.57
1981	70	69	69	70	278	T67	609.00
1985	68	72	71	72	283	T54	1,386.00
1990	73	71			144	CUT	
1991	76				76	W/D	
						Total	\$12,251.57

PENECALE, SAM (72.50)

Year	1st	2nd	3rd	4th	Total	Finish	Money
1954	76	71	70	73	290	T57	
						Total	

PEOPLES, DAVID (70.61)

Year	1st	2nd	3rd	4th	Total	Finish	Money
1983	70	70			140	CUT	
1984	73	77			150	CUT	
1986	74	70			144	CUT	
1987	76	78			154	CUT	
1988	71	70			141	CUT	
1989	69	70	74	68	281	T60	\$2,170.00
1990	75	65			140	CUT	
1991	67	71	68	69	275	T14	16,500.00
1992	72	75			147	W/D	
1994	76				76	W/D	
1995	73	68	67	67	275	T24	10,230.00
1996	69	73	75	74	291	T74	2,850.00
2000	69	70	68	67	274	T32	13,626.67
2001	71	68	69	70	278	T55	6,975.00
2002	69	65	70	73	277	T33	21,133.33
2003	69	72			141	CUT	
2004	66	70	73	67	276	T27	29,820.00
						Total	\$103,305.00

PERCY, CAMERON (69.70)

Year	1st	2nd	3rd	4th	Total	Finish	Money
2010	77	68			145	CUT	
2013	71	68	71	67	277	T30	\$32,584.00
2015	69	69	68	70	276	T54	14,528.00
2016	69	69	67	71	276	T47	16,573.33
2017	67	73	72		212	T75	12,580.00
2020	67	72			139	CUT	
2021	70	66	72	70	278	T54	17,094.00
						Total	\$93,359.33

PEREZ, PAT (70.05)

Year	1st	2nd	3rd	4th	Total	Finish	Money
2003	71	72			143	CUT	
2004	69	69	70	74	282	T61	\$8,946.00
2005	70	66	70	68	274	T20	48,332.00
2007	69	68	66	76	279	T36	27,042.85
2009	71	71			142	CUT	
2018	69	71			140	CUT	
2021	68	73			141	CUT	
						Total	\$84,320.85

PERKINS, TRAVIS (73.00)

Year	1st	2nd	3rd	4th	Total	Finish	Money
2008	73	WD			WD		
						Total	

PERKS, CRAIG (72.83)

Year	1st	2nd	3rd	4th	Total	Finish	Money
2000	79	71			150	CUT	
2001	69	77			146	CUT	
2004	69	71	75	67	282	T61	\$8,946.00
2005	70	76			146	CUT	
2007	74	76			150	CUT	
						Total	\$8,946.00

PERNICE, JR., TOM (69.8)

Year	1st	2nd	3rd	4th	Total	Finish	Money
1986	73	72			145	CUT	
1988	74	70			144	CUT	
1989	69	68	72	69	278	T41	\$3,600.00
1990	74	68			142	CUT	
1997	67	71	69	69	276	T21	14,081.25
1998	70	73			143	CUT	
1999	68	68	69	67	272	T20	27,083.34
2000	72	72			144	CUT	
2001	68	68	66	65	267	6	111,600.00
2002	68	71	72	68	279	T49	9,872.00
2003	70	65	71	74	280	T47	10,576.00
2004	70	66	68	67	271	T3	218,400.00
2005	70	71			141	CUT	
2006	71	74			145	CUT	
2007	68	70	68	70	276	T22	54,085.71
2008	65	68	68	68	269	T13	106,000.00
2010	75	67			142	CUT	
2012	74	66	73		213	T84	10,140.00
						Total	\$565,438.30

PERRY, CHRIS (70.87)

Year	1st	2nd	3rd	4th	Total	Finish	Money
1985	72	70			142	T70	\$1,176.00
1986	74	69			143	CUT	
1987	72	73			145	CUT	
1989	70	72			142	CUT	
1990	63	69	68	69	269	T2	66,000.00
1991	77				77	W/D	
1996	72	73			145	CUT	
						Total	\$67,176.00

PERRY, KENNY (68.98)

Year	1st	2nd	3rd	4th	Total	Finish	Money
1987	72	71			143	CUT	
1988	67	68	68	70	273	T12	\$15,400.00
1989	72	71			143	CUT	
1990	68	66	73	67	274	T27	6,516.67
1991	67	67	70	70	274	T10	24,000.00
1992	72	73			145	CUT	
1993	68	69	70	68	275	T5	38,000.00
1994	67	68	69	72	276	T15	19,200.00
1995	68	75			143	CUT	
1996	73	75			148	CUT	
1997	68	6					

INDIVIDUAL RESULTS

PLAYER, GARY (69.13)

Year	1st	2nd	3rd	4th	Total	Finish	Money
1958	66	71	68	69	274	T8	\$900.00
1960	71	71	69	70	281	T20	330.00
1961	71	70	71	69	281	T30	106.25
1967	65	69	71	69	274	T3	5,150.00
1973	66	67	67	67	267	T7	5,460.00
1974	69	71	69	73	282	T52	460.00
1975	69	68	69	66	272	T9	5,200.00
1984	69	74	69	69	281	T20	4,333.34
					Total		\$21,939.59

PLAYER, WAYNE (80.00)

Year	1st	2nd	3rd	4th	Total	Finish	Money
1984	83	77			160	CUT	
					Total		

POHL, DAN (69.78)

Year	1st	2nd	3rd	4th	Total	Finish	Money
1982	70	68	70	71	279	T64	\$627.00
1985	68	69	68	66	271	T2	52,800.00
1986	69	72	67	68	276	T18	8,820.00
1987	69	68	70	69	276	T15	11,200.00
1991	70	69	67	67	273	T7	31,166.67
1993	70	82			152	CUT	
1994	74	68			142	CUT	
1995	69	69	70	66	274	T18	15,120.00
1996	70	70	79	71	290	T72	2,925.00
					Total		\$122,658.67

POINTS, D.A. (70.57)

Year	1st	2nd	3rd	4th	Total	Finish	Money
2005	67	72	73	73	285	T71	\$8,471.00
2006	67	75			142	CUT	
2009	65	72	69	70	276	T59	\$13,140.00
2014	71	72			143	CUT	
2018	70	72			142	CUT	
					Total		\$21,611.00

POOLEY, DON (69.89)

Year	1st	2nd	3rd	4th	Total	Finish	Money
1976	73	70			143	CUT	
1977	70	67	73	71	281	T59	\$409.40
1978	76	68			144	CUT	
1979	73	77			150	CUT	
1982	68	70	68	66	272	T28	1,791.82
1983	70	67	64	69	270	4	14,400.00
1985	75	69			144	CUT	
1992	68	70	70	71	279	T11	22,000.00
1993	70	70	66	71	277	T7	30,125.00
1995	67	72	66	65	270	T5	43,800.00
1996	69	70	73	71	283	T37	6,300.00
1997	69	70	67	72	278	T35	7,395.00
1998	73	71			144	CUT	
1999	66	74			140	CUT	
					Total		\$126,221.22

PORTER, BILL (70.50)

Year	1st	2nd	3rd	4th	Total	Finish	Money
1995	74	67	69	72	282	T59	\$2,592.00
					Total		\$2,592.00

PORTER, JOE (70.19)

Year	1st	2nd	3rd	4th	Total	Finish	Money
1971	67	68	71	78	284	T72	\$115.00
1974	70	70	69	69	278	T27	1,390.00
1977	68	70	69	69	276	T25	1,585.50
1978	71	67	71	76	285	76	
					Total		\$3,090.50

PORTER, LEE (71.44)

Year	1st	2nd	3rd	4th	Total	Finish	Money
1993	76	80			156	CUT	
1997	75	71			146	CUT	
1998	69	70	66	70	275	T31	\$11,860.00
1999	71	67	69	67	274	T34	12,357.14
2001	73	75			148	CUT	
2002	72	72			144	CUT	
					Total		\$24,217.14

POSTON, J.T. (71.25)

Year	1st	2nd	3rd	4th	Total	Finish	Money
2017	75	69			144	CUT	
2018	70	76			146	CUT	
2019	69	72			141	CUT	
2020	70	69			139	CUT	
					Total		

POTT, JOHNNY (70.34)

Year	1st	2nd	3rd	4th	Total	Finish	Money
1957	71	70	73	76	290	T44	
1958	68	69	72	73	282	T35	\$20.00
1960	72	68	73	72	285	T41	
1961	66	68	73	74	281	T30	106.25
1963	73	69	70	69	281	T12	960.00
1965	71	68	66	69	274	2	6,200.00
1966	69	69	68	73	279	T38	481.66
1968	69	68	73	69	279	T17	1,300.00
					Total		\$9,067.91

POTTER JR., TED (70.83)

Year	1st	2nd	3rd	4th	Total	Finish	Money
2012	75	69			144	CUT	
2014	69	72			141	CUT	
2016	69	72			141	CUT	
2018	68	71			139	CUT	
2020	72	70			142	CUT	
2021	67	76			143	CUT	
					Total		

POULTER, IAN (68.95)

Year	1st	2nd	3rd	4th	Total	Finish	Money
2011	68	68	66	67	269	T24	\$46,425.00
2012	68	71	68	71	278	T62	12,900.00
2013	73	66	67	72	278	T43	19,626.00
2020	67	69	73	69	278	64	16,058.00
2021	68	66	70	72	276	T36	30,743.63
					Total		\$125,752.63

POWELL, JIMMY (71.25)

Year	1st	2nd	3rd	4th	Total	Finish	Money
1962	71	75	70	69	285	T37	\$80.00
					Total		\$80.00

POWER, SEAMUS (69.43)

Year	1st	2nd	3rd	4th	Total	Finish	Money
2017	72	71			143	CUT	
2018	70	67	70	67	274	T36	\$35,175.00
2019	66	70	71	75	282	T66	14,904.00
2021	66	67	71	69	273	T19	87,690.00
					Total		\$137,769.00

POWERS, GREG (70.44)

Year	1st	2nd	3rd	4th	Total	Finish	Money
1979	69	72	73	69	283	T58	\$663.00
1980	68	69	65	73	275	T23	2,528.57
1981	69	69	64	66	268	T8	8,400.00
1982	67	68	73	68	276	T54	681.00
1983	70	74			144	CUT	
1984	69	76	74	72	291	T73	772.00
1985	76	76			152	CUT	
1988	72				72	DQ	
					Total		\$13,044.57

PRESNELL, ALISTAIR (71.00)

Year	1st	2nd	3rd	4th	Total	Finish	Money
2013	72	70			142	CUT	
					Total		

PRICE, ARON (69.83)

Year	1st	2nd	3rd	4th	Total	Finish	Money
2009	67	68	70	71	276	T59	\$13,140.00
2010	65	69	69	74	277	T57	13,260.00
2011	69	66	68	70	273	T52	14,310.00
					Total		\$40,710.00

PRICE, NICK (69.70)

Year	1st	2nd	3rd	4th	Total	Finish	Money
1986	72	75			147	CUT	
1990	66	69	71	71	277	T45	\$2,752.50
1992	68	67	72	69	276	T2	74,666.67
1993	67	70	69	65	271	1	180,000.00
1994	70	70	67	73	280	T33	6,205.71
2004	67	76			143	CUT	
					Total		\$263,624.88

PRICE, PHILLIP (71.00)

Year	1st	2nd	3rd	4th	Total	Finish	Money
2005	73	69			142	CUT	
					Total		

PRICE, RICK (69.00)

Year	1st	2nd	3rd	4th	Total	Finish	Money
2009	75	63			138	CUT	
					Total		\$0.00

PRIDE, DICKY (71.05)

Year	1st	2nd	3rd	4th	Total	Finish	Money
1994	78	70			148	CUT	
1995	71	69	72	71	283	T66	\$2,448.00
1996	70	70	68	67	275	T3	78,000.00
1997	71	74			145	CUT	
1998	70	73			143	CUT	
1999	75	68			143	CUT	
2000	69	71			140	CUT	
2001	68	71	74	70	283	T77	5,735.00
2002	68	73	69	72	282	T63	8,400.00
2003	72	70			142	CUT	
2004	71	70	78	67	286	T77	7,854.00
2007	74	75			149	CUT	
2013	67	71	72	71	281	T63	12,871.00
2014	70	72			142	CUT	
2016	73	69			142	CUT	
					Total		\$115,308.00

PROBEN, BOB (70.75)

Year	1st	2nd	3rd	4th	Total	Finish	Money
1981	67	70	74	72	283	T88	\$486.00
1982	73	68			141	CUT	
1988	71	71			142	CUT	
					Total		\$486.00

PRUGH, ALEX (70.00)

Year	1st	2nd	3rd	4th	Total	Finish	Money
2010	71	65	70	71	277	T57	\$13,260.00
2011	69	71			140	CUT	
2014	70	79			149	CUT	
2015	72	69					

INDIVIDUAL RESULTS

RANDOLPH, SAM (71.17)

Year	1st	2nd	3rd	4th	Total	Finish	Money
1986	73	67	70	70	280	T43	\$2,045.40
1991	77	70			147	CUT	
						Total	\$2,045.40

RANSOM, HENRY (71.25)

Year	1st	2nd	3rd	4th	Total	Finish	Money
1956	70	71	70	72	283	T28	\$41.25
1959	71	72	71	73	287	T35	44.29
						Total	\$85.54

RARICK, RICK (76.50)

Year	1st	2nd	3rd	4th	Total	Finish	Money
1982	78	75			153	CUT	
						Total	

RASHELL, ROB (71.00)

Year	1st	2nd	3rd	4th	Total	Finish	Money
2005	73	69			142	CUT	
						Total	

RASSETT, JOEY (74.13)

Year	1st	2nd	3rd	4th	Total	Finish	Money
1984	70	81			151	CUT	
1988	71	73			144	CUT	
1994	74	72			146	CUT	
1995	76	76			152	CUT	
						Total	

RAULERSON, CHARLES (70.00)

Year	1st	2nd	3rd	4th	Total	Finish	Money
1994	71	71			142	CUT	
1999	64	68	73	69	274	T34	\$12,357.15
2000	73	71			144	CUT	
						Total	\$12,357.15

RAUTMANN, DICK (70.25)

Year	1st	2nd	3rd	4th	Total	Finish	Money
1969	71	69	71	70	281	T42	\$297.50
						Total	\$297.50

RAYMOND, LEE (71.31)

Year	1st	2nd	3rd	4th	Total	Finish	Money
1960	69	70	76	76	291	63	
1961	68	71	72	71	282	T38	
1964	69	70	69	70	278	T15	\$872.22
1965	69	72	73	76	290	T77	
						Total	\$872.22

REASOR, MIKE (71.00)

Year	1st	2nd	3rd	4th	Total	Finish	Money
1972	72	68	73	71	284	T52	\$217.40
						Total	\$217.40

REAVIE, CHEZ (68.65)

Year	1st	2nd	3rd	4th	Total	Finish	Money
2008	75	69			144	CUT	
2009	66	67	73	73	279	T68	\$12,180.00
2012	66	71	65	68	270	T11	132,000.00
2013	71	69	70	68	278	T43	19,626.00
2015	70	65	71	67	273	T25	41,234.28
2016	70	67	70	69	276	T47	16,573.33
2017	69	66	69	73	277	T43	19,869.60
2018	67	72			139	CUT	
2019	65	66	63	69	263	1	1,296,000.00
2020	70	66	68	69	273	T46	19,869.00
2021	70	67	69	68	274	T25	58,090.00
						Total	\$1,615,442.21

REDMAN, DOC (68.25)

Year	1st	2nd	3rd	4th	Total	Finish	Money
2020	68	67	69	63	267	T11	\$139,983.34
2021	69	66	73	71	279	T61	16,206.00
						Total	\$156,189.34

REED, BUSTER (73.75)

Year	1st	2nd	3rd	4th	Total	Finish	Money
1955	73	74	76	72	295	T53	
						Total	

REED, PATRICK (68.53)

Year	1st	2nd	3rd	4th	Total	Finish	Money
2012	73	66	68	69	276	T47	\$14,584.61
2013	66	66	73	70	275	T18	76,860.00
2014	70	71			141	CUT	
2015	67	72			139	CUT	
2016	70	67	68	66	271	T11	135,300.00
2017	67	66	72	66	271	T5	248,200.00
2018	72	67			139	CUT	
2019	68	66	70	71	275	T30	43,740.00
2020	70	66	69	64	269	T24	57,627.50
2021	69	66	70	69	274	T25	58,090.00
						Total	\$634,402.11

REESE, DON (72.20)

Year	1st	2nd	3rd	4th	Total	Finish	Money
1989	73	76			149	CUT	
1990	72	76			148	CUT	
1994	77	71			148	CUT	
1995	71	68	71	67	277	T33	\$6,480.00
						Total	\$6,480.00

REEVES, SETH (71.25)

Year	1st	2nd	3rd	4th	Total	Finish	Money
2019	68	70	70	77	285	69	\$14,544.00
						Total	\$14,544.00

REFRAM, DEAN (71.30)

Year	1st	2nd	3rd	4th	Total	Finish	Money
1962	68	76	71	68	283	T30	\$270.00
1965	69	72	73	75	289	T73	
1967	73	69	79	71	292	T68	
1970	67	72	73	70	282	T51	173.92
1971	69	72	70	69	280	T48	157.86
						Total	\$601.78

REGALADO, VICTOR (69.34)

Year	1st	2nd	3rd	4th	Total	Finish	Money
1973	70	68	72	70	280	T62	\$355.00
1974	69	70	69	69	277	T20	1,928.57
1975	69	68	65	67	269	T4	8,800.00
1976	72	68	74	73	287	T63	357.00
1977	67	63	72	67	269	T4	9,240.00
1978	73	67	64	68	272	T9	4,357.50
1979	69	70	67	67	273	T10	7,200.00
1980	71	69	69	68	277	T35	1,511.25
1981	69	71			140	CUT	
1982	67	67	72	75	281	T70	588.00
1983	64	74	67	72	277	T30	1,706.67
1984	70	75	74	68	287	T54	896.00
1985	67	73	68	70	278	T29	3,652.50
						Total	\$40,592.49

REGO, CLYDE (74.00)

Year	1st	2nd	3rd	4th	Total	Finish	Money
1984	72	76			148	CUT	
						Total	

REID, MIKE (69.33)

Year	1st	2nd	3rd	4th	Total	Finish	Money
1977	71	69	72	67	279	T45	\$567.00
1978	69	68	67	70	274	T22	1,715.00
1979	72	68	73	70	283	T58	663.00
1984	69	69	70	69	277	T7	12,900.00
1985	71	72			143	CUT	
1991	71	69	68	65	273	T7	31,166.67
1992	68	71	72	71	282	T26	6,665.00
1994	66	68	69	72	275	T9	28,800.00
1997	70	71	67	70	278	T35	7,395.00
1999	69	68	68	69	274	T34	12,357.14
2000	66	73	69	66	274	T32	13,626.67
						Total	\$115,855.48

REID, STEVE (70.95)

Year	1st	2nd	3rd	4th	Total	Finish	Money
1965	69	70	75	77	291	T80	
1966	69	72	73	69	283	T63	
1968	71	69	74	71	285	T43	\$171.67
1969	70	68	71	68	277	T20	964.29
1972	70	69	72	72	283	T47	273.48
						Total	\$1,409.44

REIF, RON (71.13)

Year	1st	2nd	3rd	4th	Total	Finish	Money
1959	73	70	74	71	288	T42	
1971	68	72	67	74	281	T57	\$115.00
						Total	\$115.00

REIFERS, KYLE (71.67)

Year	1st	2nd	3rd	4th	Total	Finish	Money
2007	75				75	DQ	
2012	74	68			142	CUT	
2015	70	70			140	CUT	
2016	69	76			145	CUT	
2017	69	74			143	CUT	
						Total	

REITH, BOB (72.50)

Year	1st	2nd	3rd	4th	Total	Finish	Money
1965	70	72	74	74	290	T77	
						Total	

RENNER, JACK (69.50)

Year	1st	2nd	3rd	4th	Total	Finish	Money
1979	68	67	66	67	268	2	\$32,400.00
1980	71	69	67	73	280	T54	690.00
1981	68	65	67	67			

INDIVIDUAL RESULTS

RODGERS, PHIL (69.68)

Year	1st	2nd	3rd	4th	Total	Finish	Money
1961	67	66	68	73	274	T4	\$1,533.33
1965	68	71	69	69	277	T8	2,050.00
1968	70	70	71	69	280	T24	816.66
1969	67	68	71	69	275	T13	1,700.00
1970	68	72	75	75	290	T70	173.91
1971	69	70	66	67	272	T11	2,310.00
1976	70	70	72	71	283	52	504.00
						Total	\$9,087.90

RODRIGUEZ, ANTHONY (72.50)

Year	1st	2nd	3rd	4th	Total	Finish	Money
1997	67	76	71	76	290	81	\$2,670.00
						Total	\$2,670.00

RODRIGUEZ, CHI CHI (70.15)

Year	1st	2nd	3rd	4th	Total	Finish	Money
1960	73	70	70	69	282	T27	\$146.67
1962	68	68	75	72	283	T30	270.00
1963	72	68	73	68	281	T12	960.00
1964	72	70	70	69	281	T32	375.00
1967	69	71	72	74	286	T52	
1968	70	71	74	71	286	T55	
1969	71	70	72	71	213	W/D	
1971	71	70	75	68	284	T72	115.79
1972	69	68	70	67	274	T7	3,686.67
1973	70	70	68	64	272	T23	1,653.34
1974	72	66	71	75	284	T64	345.00
1975	72	69	68	70	279	T34	988.57
1976	67	69	68	68	272	T5	7,271.25
1980	72	70			142	CUT	
1981	68	70	67	67	272	T29	1,826.25
1982	73	71			144	CUT	
1983	72	68			140	CUT	
1984	70	69	69	70	278	T9	11,200.00
1985	72	75			147	CUT	
						Total	\$28,838.54

RODRIGUEZ, JOSE DE JESUS (72.50)

Year	1st	2nd	3rd	4th	Total	Finish	Money
2019	74	71			145	CUT	
						Total	

ROESINK, MARTIN (72.00)

Year	1st	2nd	3rd	4th	Total	Finish	Money
1969	67	74	76	75	292	T73	\$160.00
1972	70	70	72	72	284	T52	217.39
						Total	\$377.39

ROGERS, BILL (70.20)

Year	1st	2nd	3rd	4th	Total	Finish	Money
1978	70	70	68	67	275	T31	\$1,191.00
1986	71	67	73	71	282	T58	1,547.00
1987	73	72			145	CUT	
						Total	\$2,738.00

ROGERS, CHRIS (74.50)

Year	1st	2nd	3rd	4th	Total	Finish	Money
2010	76	73			149	CUT	
						Total	

ROHDE, MARK (68.75)

Year	1st	2nd	3rd	4th	Total	Finish	Money
1980	68	70	66	71	275	T23	\$2,528.57
						Total	\$2,528.57

ROLLINS, JOHN (69.45)

Year	1st	2nd	3rd	4th	Total	Finish	Money
2000	72	72			144	CUT	
2002	70	72			142	CUT	
2004	74	71			145	CUT	
2005	74	66	69	66	275	T25	\$32,823.33
2007	73	76			149	CUT	
2008	70	64	68	74	276	T52	13,851.43
2009	70	69			139	CUT	
2011	65	68	65	63	261	T2	528,000.00
2012	68	67	65	68	268	T4	236,250.00
2013	67	68	78		213	T79	11,163.00
2014	73	68			141	CUT	
						Total	\$822,087.76

ROMERO, ANDRES (68.42)

Year	1st	2nd	3rd	4th	Total	Finish	Money
2011	64	67	67	67	265	T6	\$201,000.00
2013	71	68	67	70	276	T24	49,410.00
2014	68	72			140	CUT	
2014	69	71			140	CUT	
						Total	\$250,410.00

ROMERO, EDUARDO (70.00)

Year	1st	2nd	3rd	4th	Total	Finish	Money
1986	74	66	71	69	280	T43	\$2,045.40
						Total	\$2,045.40

ROSBURG, BOB (70.84)

Year	1st	2nd	3rd	4th	Total	Finish	Money
1954	70	74	68	77	289	T50	
1956	70	67	71	78	286	T44	
1957	73	68	72	72	285	T35	
1958	69	73	69	72	283	T40	
1960	65	74	70	70	279	T13	\$700.00
1961	72	71	66	81	290	63	
1962	73	68	71	70	282	T21	450.00
1966	70	68	67	68	273	T9	2,620.00
						Total	\$3,770.00

ROSE, CLARENCE (69.66)

Year	1st	2nd	3rd	4th	Total	Finish	Money
1982	70	63	67	68	268	T11	\$6,600.00
1983	70	68	72	71	281	T56	678.00
1984	69	71	71	71	282	T26	3,140.00
1985	72	69	67	68	276	T19	6,771.43
1986	69	71	68	68	276	T18	8,820.00
1987	68	68	70	70	276	T15	11,200.00
1988	69	71	69	70	279	T45	2,002.00
1989	68	72	66	68	274	T14	18,000.00
1990	70	70			140	CUT	
1991	72	71			143	CUT	
1996	74	70			144	CUT	
1997	70	74			144	CUT	
1998	74	68			142	CUT	
1999	74	66			140	CUT	
						Total	\$57,211.43

ROSE, JUSTIN (68.59)

Year	1st	2nd	3rd	4th	Total	Finish	Money
2004	71	70	71	72	284	T71	\$8,232.00
2005	65	63	70	69	267	3	292,400.00
2006	71	70			141	CUT	
2007	69	68	68	68	273	T9	156,000.00
2008	65	72	66	67	270	T19	65,250.00
2009	68	70			138	CUT	
2010	64	62	68	75	269	T9	156,000.00
2013	67	68	68	71	274	T13	111,020.00
2020	67	73			140	CUT	
2021	70	63	74	69	276	T36	30,743.64
						Total	\$819,645.64

ROSENFELD, MATT (75.00)

Year	1st	2nd	3rd	4th	Total	Finish	Money
2001	74	76			150	CUT	
						Total	

ROSS, JOHN (71.25)

Year	1st	2nd	3rd	4th	Total	Finish	Money
1992	68	72	75	72	287	T58	\$2,170.00
1993	74	67	71	71	283	T38	3,800.00
						Total	\$5,970.00

ROTAR, CHUCK (71.50)

Year	1st	2nd	3rd	4th	Total	Finish	Money
1959	71	70	72	74	287	T35	\$44.29
1962	74	68	75	68	285	T37	80.00
						Total	\$124.29

ROWELL, BRIAN (75.00)

Year	1st	2nd	3rd	4th	Total	Finish	Money
1997	75	75			150	CUT	
						Total	

ROY, JIMMY (71.33)

Year	1st	2nd	3rd	4th	Total	Finish	Money
1983	66	70	74	69	279	T43	\$876.60
1985	74	75			149	CUT	
						Total	\$876.60

ROYER, HUGH (70.17)

Year	1st	2nd	3rd	4th	Total	Finish	Money
1966	68	68	71	71	278	T31	\$650.00
1968	71	71	72	71	285	T43	171.67
1970	69	72	70	68	279	T30	593.75
						Total	\$1,415.42

ROYER III, HUGH (72.00)

Year	1st	2nd	3rd	4th	Total	Finish	Money
1997	74	72			146	CUT	
1998	71	71			142	CUT	
						Total	

RUBENDALL, ROGER (72.50)

Year	1st	2nd	3rd	4th	Total	Finish	Money
1958	72	72	72	74	290	T58	
						Total	

RUBIS, ED (72.09)

Year	1st	2nd	3rd	4th	Total	Finish	Money
1953	71	75	72	73	291	T48	
1954	74	75	77		226	W/D	
1956	67	72	73	71	283	T28	
1957	73	72	71	75	291	T46	
1958	72	71	70	75	288	54	
1961	69	72	72	72	285	T52	
1963	73	71	76	73	293	T65	
1965	72	71	72	69	284	T51	
1966	72	70	70	70	282	T59	
						Total	

RUDOLPH, CRAIG (77.00)

Year	1st	2nd	3rd	4th	Total	Finish	Money
1991	75	79			154	CUT	
						Total	

RUDOLPH, MASON (70.36)

Year	1st	2nd	3rd	4th	Total	Finish	Money
1959	71	70	70	70	281	T13	\$725.00
1960	73	70	70	73	286	T45	
1961	67	68	71				

INDIVIDUAL RESULTS

SANDERS, JEFF (72.00)

Year	1st	2nd	3rd	4th	Total	Finish	Money
1983	72	72			144	CUT	
Total							

SANDERS, MONTE (72.75)

Year	1st	2nd	3rd	4th	Total	Finish	Money
1955	70	73	77	71	291	T42	
Total							

SANDERSON, TOM (72.50)

Year	1st	2nd	3rd	4th	Total	Finish	Money
1971	69	72	74	75	290	T85	\$115.00
Total							

SANUDO, CESAR (70.00)

Year	1st	2nd	3rd	4th	Total	Finish	Money
1970	71	68	72	71	282	T51	\$173.92
1971	67	69	69	73	278	T31	592.00
Total							

SAPERE, TODD (71.50)

Year	1st	2nd	3rd	4th	Total	Finish	Money
1999	68	75			143	CUT	
Total							

SARRO, FRANK (73.00)

Year	1st	2nd	3rd	4th	Total	Finish	Money
1953	76	73	73	70	292	54	
Total							

SASAKI, HISAYUKI (73.50)

Year	1st	2nd	3rd	4th	Total	Finish	Money
1996	67	77			144	CUT	
1998	74	76			150	CUT	
Total							

SASSU, GARY (80.00)

Year	1st	2nd	3rd	4th	Total	Finish	Money
1987	80	80			160	CUT	
Total							

SAUERS, GENE (70.32)

Year	1st	2nd	3rd	4th	Total	Finish	Money
1984	68	73	73	69	283	T28	\$2,720.00
1986	76	74			150	CUT	
1987	66	68	68	70	272	T4	30,800.00
1988	68	68	69	69	274	T14	11,900.00
1989	73	70			143	CUT	
1991	72	71			143	CUT	
1993	69	71	73	72	285	T51	2,340.00
1994	73	68	66	74	281	T40	4,440.00
1995	74	68			142	CUT	
1998	71	65	68	69	273	T20	22,480.00
2004	69	76			145	CUT	
Total							

SAUGER, REGGIE (72.50)

Year	1st	2nd	3rd	4th	Total	Finish	Money
1958	68	77	71	74	290	T58	
Total							

SAUNDERS, SAM (71.10)

Year	1st	2nd	3rd	4th	Total	Finish	Money
2016	73	75			148	CUT	
2018	72	66	71	68	277	T47	\$17,578.00
2019	67	67	72	80	286	70	14,400
Total							

SCHALL, KEN (76.00)

Year	1st	2nd	3rd	4th	Total	Finish	Money
1991	78	74			152	CUT	
Total							

SCHAPPA, BILL (75.25)

Year	1st	2nd	3rd	4th	Total	Finish	Money
1952	74	75	77	75	301	T61	
Total							

SCHAPPA, BOB (75.00)

Year	1st	2nd	3rd	4th	Total	Finish	Money
1952	74	74	77	76	301	T61	
1953	72	73	78	76	299	T59	
Total							

SCHARLAU, HERMAN (70.50)

Year	1st	2nd	3rd	4th	Total	Finish	Money
1954	70	68	75	69	282	T25	\$155.00
Total							

SCHAUFFELE, XANDER (68.10)

Year	1st	2nd	3rd	4th	Total	Finish	Money
2017	66	70	70	67	273	T14	\$122,400.00
2018	67	73			140	CUT	
2020	63	68	70	67	268	T20	87,320.00
Total							

SCHEFFLER, SCOTTIE (69.00)

Year	1st	2nd	3rd	4th	Total	Finish	Money
2020	70	67			137	CUT	
2021	69	65	71	72	277	T47	19,377.43
Total							

SCHENK, ADAM (70.00)

Year	1st	2nd	3rd	4th	Total	Finish	Money
2018	75	68			143	CUT	
2019	69	72			141	CUT	
2020	72	65			137	CUT	
2021	72	67			139	CUT	
Total							

SCHNIEDERJANS, OLLIE (70.75)

Year	1st	2nd	3rd	4th	Total	Finish	Money
2018	74	66			140	CUT	
2019	71	72			143	CUT	
Total							

SCHERRER, TOM (71.72)

Year	1st	2nd	3rd	4th	Total	Finish	Money
1996	71	75			146	CUT	
1999	63	70	68	72	273	T26	\$17,375.00
2000	72	73			145	CUT	
2001	75				75	W/D	
2002	73	72			145	CUT	
2003	70	70	72	71	283	T63	8,400.00
2008	75	72			147	CUT	
Total							

SCHIENE, MARTY (72.50)

Year	1st	2nd	3rd	4th	Total	Finish	Money
1993	69	75	74	72	290	73	\$1,940.00
Total							

SCHLEE, JOHN (70.22)

Year	1st	2nd	3rd	4th	Total	Finish	Money
1966	72	68	67	72	279	T38	\$481.66
1967	72	69	69	78	288	T61	
1970	69	68	70	72	279	T30	593.75
1971	73	70			143	CUT	
1976	70	66	69	70	275	T15	3,360.00
Total							

SCHNELL, BRADY (70.75)

Year	1st	2nd	3rd	4th	Total	Finish	Money
2019	65	68	75	75	283	68	\$14,688.00
Total							

SCHREYER, DAVE (73.00)

Year	1st	2nd	3rd	4th	Total	Finish	Money
1992	67	79			146	CUT	
Total							

SCHROEDER, JOHN (70.54)

Year	1st	2nd	3rd	4th	Total	Finish	Money
1971	70	71	70	72	283	T66	\$115.79
1972	70	70	74	69	283	T47	273.48
1973	68	65	71	67	271	T21	2,100.00
1974	68	69	73	72	282	T52	460.00
1976	70	68	75	71	284	T53	477.75
1980	74	70			144	CUT	
1981	69	71			140	CUT	
1982	74	73			147	CUT	
Total							

SCHUCHART, MIKE (72.00)

Year	1st	2nd	3rd	4th	Total	Finish	Money
1990	73	69			142	CUT	
1993	71	75			146	CUT	
Total							

SCHULTZ, JASON (72.50)

Year	1st	2nd	3rd	4th	Total	Finish	Money
2006	71	74			145	CUT	
2007	74	71			145	CUT	
Total							

SCHULZ, TED (71.95)

Year	1st	2nd	3rd	4th	Total	Finish	Money
1989	67	70	67	72	276	T26	\$6,950.00
1991	72	71			143	CUT	
1992	65	71	76	70	282	T26	6,665.00
1993	74	73			147	CUT	
1994	77	80			157	W/D	
1995	71	78			149	CUT	
1996	70	74			144	CUT	
1998	73	68			141	CUT	
Total							

SCHWAB, PAT (73.50)

Year	1st	2nd	3rd	4th	Total	Finish	Money
1957	72	70	76	76	294	T56	
Total							

SCHWARZROCK, BRENT (70.75)

Year	1st	2nd	3rd	4th	Total	Finish	Money
2000	69	73			142	CUT	
2003	68	73			141	CUT	
Total							

SCHWARTZEL, CHARL (72.75)

Year	1st	2nd	3rd	4th	Total	Finish	Money
2005	77	73			150	CUT	
2020	71	70			141	CUT	
Total							

SCOTT, ADAM (68.67)

Year	1st	2nd	3rd	4th	Total	Finish	Money
2010	68	72			140	CUT	
2021	69	69	67	67	272	T13	\$132,583.33
Total							

SCUSSEL, RAY (75.00)

Year	1st	2nd	3rd	4th	Total	Finish	Money
1957	75	73	78	74	300	T70	
Total							

SEARS, LARRY (70.25)

Year	1st	2nd	3rd	4th	Total	Finish	Money
1969	72	69	71	69	281	T42	\$297.50
Total							

SEAWELL, DAVID (70.50)

Year	1st	2nd	3rd	4th	Total	Finish	Money
1999	67	74			141	CUT	
Total							

SEIFFERT, CHASE (68.60)

Year	1st	2nd	3rd	4th	Total	Finish	Money
2017	68	66	72	71	277	T43	\$19,869.60
2018	66	71	67	64	268	T9	189,000.00
2021	73	68			141	CUT	
Total							

SELIGMAN, ROBERT (76.00)

Year	1st	2nd	3rd	4th	Total	Finish	Money
1980	76	76			152	CUT	
Total							

SELSER, ED (72.00)

Year	1st	2nd	3rd	4th
------	-----	-----	-----	-----

INDIVIDUAL RESULTS

SIFFORD, CHARLES (70.21)

Year	1st	2nd	3rd	4th	Total	Finish	Money
1955	71	72	74	69	286	T25	\$150.00
1956	69	70	68	68	275	T3	1,116.67
1958	63	73	69	73	278	T18	510.00
1959	72	73	72	73	290	T51	
1960	70	68	74	74	286	T45	
1962	67	74	71	69	281	T19	620.00
1963	70	75	69	67	281	T12	960.00
1964	70	71	71	70	282	T42	
1966	70	71	70	70	281	T51	33.33
1967	69	70	69	64	272	1	20,000.00
1968	70	72	66	71	279	T17	1,300.00
1969	74	65	73	65	277	T20	964.29
1970	71	71	76	71	289	69	173.91
1972	70	69	69	70	278	T18	1,351.87
1973	67	68	67	71	273	T29	1,244.28
1974	71	69	71	71	282	T52	460.00
1980	74	68			142	CUT	
1981	72	70			142	CUT	
						Total	\$28,884.35

SIFFORD, CURTIS (68.95)

Year	1st	2nd	3rd	4th	Total	Finish	Money
1971	67	70	68	69	274	T19	\$1,265.00
1972	65	69	67	72	273	T5	4,812.50
1973	68	66	70	66	270	T16	2,800.00
1977	67	72	69	73	281	T59	409.40
1981	72	65	72	72	281	T80	522.00
						Total	\$9,808.90

SIKES, DAN (70.50)

Year	1st	2nd	3rd	4th	Total	Finish	Money
1961	68	69	71	71	279	T17	\$570.00
1962	68	74	68	71	281	T19	620.00
1963	71	71	77	75	294	T68	
1964	72	71	70	69	282	T42	
1967	72	65	67	70	274	T3	5,150.00
1969	72	68	67	70	277	T20	964.28
1976	70	65	80	72	287	T63	357.00
						Total	\$7,661.28

SIKES, R.H. (69.78)

Year	1st	2nd	3rd	4th	Total	Finish	Money
1968	72	70	66	73	281	T30	\$675.00
1969	67	70	67	70	274	T8	2,510.00
1970	67	68	71	70	276	T13	1,550.00
1971	68	70	66	67	271	T8	2,988.33
1972	79	75			154	CUT	
						Total	\$7,723.33

SILLS, TONY (70.54)

Year	1st	2nd	3rd	4th	Total	Finish	Money
1983	69	74			143	CUT	
1985	75	70			145	CUT	
1987	71	68	67	70	276	T15	\$11,200.00
1988	70	67	67	71	275	T19	7,365.55
1989	69	70	74	71	284	T70	1,980.00
1992	74	74			148	CUT	
1995	67	70	67	70	274	T18	15,120.00
1996	78	70			148	CUT	
						Total	\$35,665.55

SILVA, TOM (71.50)

Year	1st	2nd	3rd	4th	Total	Finish	Money
1990	72	71			143	CUT	
						Total	

SILVEIRA, LARRY (70.50)

Year	1st	2nd	3rd	4th	Total	Finish	Money
1989	72	68	70	73	283	T68	\$2,030.00
1990	68	70	70	69	277	T45	2,752.50
1991	74	72			146	CUT	
1994	67	73	71	66	277	T20	15,000.00
1997	70	75			145	CUT	
						Total	\$19,782.50

SILVERMAN, BEN (70.25)

Year	1st	2nd	3rd	4th	Total	Finish	Money
2018	71	71			142	CUT	
2019	73	66			139	CUT	
						Total	

SIM, MICHAEL (69.00)

Year	1st	2nd	3rd	4th	Total	Finish	Money
2007	65	70	78	66	279	T36	\$27,042.86
2010	68	67	67	69	271	T21	\$60,000.00
2011	71	69			140	CUT	
						Total	\$87,042.86

SIMONS, JIM (69.50)

Year	1st	2nd	3rd	4th	Total	Finish	Money
1975	71	69	70	63	273	T11	\$4,400.00
1976	72	70	67	72	281	T41	695.33
1977	65	70	71	68	274	T17	2,730.00
1978	68	68	71	69	276	T38	903.00
1979	69	71	74	67	281	T47	761.25
1980	62	70	67	67	266	2	32,400.00
1981	72	67	67	67	273	T37	1,200.00
1982	69	67	67	68	271	T22	2,785.00
1983	68	66	70	70	274	T13	5,625.00
1984	74	74			148	CUT	
1985	71	69	67	74	281	T45	1,756.80
1986	73	73			146	CUT	
1987	72	73			145	CUT	
1988	74	73			147	CUT	
						Total	\$53,256.38

SIMPSON, SCOTT (69.95)

Year	1st	2nd	3rd	4th	Total	Finish	Money
1979	68	72	71	70	281	T47	\$761.25
1981	66	67	70	69	272	T29	1,826.25
1982	66	72	71	66	275	T47	770.58
1984	73	72	68	68	281	T20	4,333.33
1985	72	70			142	T70	1,176.00
1986	68	67	72	69	276	T18	8,820.00
1994	70	68	69	74	281	T40	4,440.00
1997	72	69	68	74	283	T68	3,000.00
2001	65	67	70	69	271	T17	43,400.00
2003	77	75			152	CUT	
2004	67	69	76	72	284	T71	8,232.00
						Total	\$76,759.41

SIMPSON, TIM (69.88)

Year	1st	2nd	3rd	4th	Total	Finish	Money
1977	69	70	77	74	290	80	
1978	68	68	68	70	274	T22	\$1,715.00
1979	69	71	72	68	280	T39	1,140.00
1980	70	72			142	CUT	
1981	66	68	67	65	266	5	12,000.00
1982	70	68	67	70	275	T47	770.57
1985	71	68	69	71	279	T37	2,580.00
1986	64	66	74	69	273	T6	23,450.00
1987	68	69	67	74	278	T24	5,810.00
1989	73	66	68	68	275	T17	12,222.22
1990	66	67	69	70	272	T13	16,625.00
1993	77	68			145	CUT	
1994	71	77			148	CUT	
1996	72	77			149	CUT	
1997	72	76			148	CUT	
						Total	\$76,312.79

SIMPSON, WEBB (68.35)

Year	1st	2nd	3rd	4th	Total	Finish	Money
2008	67	70	67	69	273	T37	\$25,800.00
2009	67	69	70	65	271	T26	41,700.00
2010	67	69	74	67	277	T57	13,260.00
2011	66	65	67	69	267	T13	112,500.00
2012	66	69	68	71	274	T29	36,525.00
2013	65	69	72	65	271	T5	231,800.00
2016	70	67	69	68	274	T34	34,815.00
2017	70	68	66	68	272	T8	176,800.00
2018	68	77			145	CUT	
						Total	\$673,200.00

SINDELAR, JOEY (70.05)

Year	1st	2nd	3rd	4th	Total	Finish	Money
1984	71	70	72	72	285	T37	\$1,680.00
1985	71	68	74	73	286	59	1,332.00
1986	71	67	68	78	284	T65	1,456.00
1987	73	70			143	CUT	
1988	65	72	67	65	269	T2	61,600.00
1989	72	69			141	CUT	
1990	70	73			143	CUT	
1991	68	70	68	70	276	T20	11,650.00
1992	75	71			146	CUT	
1993	67	73	72	73	285	T51	2,340.00
1994	73	71			144	CUT	
1995	70	71	70	68	279	T45	3,432.00
1996	74	66	72	72	284	T45	4,515.00
1997	70	71	69	70	280	T53	3,408.75
1998	69	66	69	65	269	T9	54,000.00
1999	68	72			140	CUT	
2000	69	70	69	69	277	T53	6,451.20
2001	67	74			141	CUT	
2002	68	70	71	69	278	T39	14,416.00
2003	68	67	71	69	275	T21	41,600.00
2004	68	67	68	74	277	T32	20,440.00
2005	75	62	72	65	274	T20	48,332.00
2006	67	72	78	72	289	T72	8,580.00
2007	66	70	72	71	279	T36	27,042.85
						Total	\$312,275.80

SINGH, VIJAY (68.56)

Year	1st	2nd	3rd	4th	Total	Finish	Money
1995	68	66	68	71	273	T15	\$20,400.00
1998	68	67	73	62	270	T12	44,000.00
2002	70	71	66	70	277	T33	21,133.33
2007	68	71	66	65	270	4	288,000.00
2008	66	68	64	68	266	5	240,000.00
2009	66	70	70	69	275	T51	13,965.00
2010	65	66	73	66	270	T13	99,750.00
2011	67	68	69	68	272	T43	18,840.00
2012	71	69	67	68	275	T37	24,000.00
2013	70	68	69	71	278	T43	19,626.75
2014	68	68	70	68	274	T31	32,296.37
2015	72	68					

INDIVIDUAL RESULTS

SMITH, KIRK (72.25)							
Year	1st	2nd	3rd	4th	Total	Finish	Money
1956	70	75	71	73	289	T57	
							Total
SMITH, KRIS (81.00)							
Year	1st	2nd	3rd	4th	Total	Finish	Money
1992	83	79			162	CUT	
							Total
SMITH, MIKE (71.35)							
Year	1st	2nd	3rd	4th	Total	Finish	Money
1981	70	70			140	CUT	
1984	73	77			150	CUT	
1985	72	75			147	CUT	
1986	71	77			148	CUT	
1987	71	70	69	71	281	T38	\$3,010.00
1991	70	71	70	71	282	T56	2,230.00
1992	73	67	70	69	279	T11	22,000.00
1993	74	72			146	CUT	
1995	70	71	73	68	282	T59	2,592.00
							Total
							\$29,832.00
SMITH, NATE (69.25)							
Year	1st	2nd	3rd	4th	Total	Finish	Money
2011	71	65	70	71	277	T67	\$12,240.00
							Total
							\$12,240.00
SMITH, NEALE (75.00)							
Year	1st	2nd	3rd	4th	Total	Finish	Money
1993	71	79			150	CUT	
							Total
SMITH, RED (73.50)							
Year	1st	2nd	3rd	4th	Total	Finish	Money
1960	76	70	73	75	294	T64	
							Total
SMITH, RON (71.13)							
Year	1st	2nd	3rd	4th	Total	Finish	Money
1962	72	73	69	74	288	T52	
1966	69	69	72	71	281	T51	
							Total
SMITH, TAYLOR (75.00)							
Year	1st	2nd	3rd	4th	Total	Finish	Money
1996	82	73			155	CUT	
1997	75	70			145	CUT	
							Total
SNEAD, J.C. (69.12)							
Year	1st	2nd	3rd	4th	Total	Finish	Money
1969	66	74	66	68	274	T8	\$2,510.00
1971	65	69	67	67	268	T2	10,175.00
1973	68	72	67	70	277	T50	470.00
1974	68	67	72	69	276	T11	3,466.67
1975	66	68	67	67	268	3	14,200.00
1976	67	64	69	68	268	T2	19,425.00
1979	65	66	71	69	271	T5	10,950.00
1980	70	68	67	71	276	T30	1,863.00
1981	68	65	68	69	270	T15	4,357.50
1982	70	68	67	68	273	T39	1,230.00
1983	68	68	72	71	279	T43	876.60
1984	73	80			153	CUT	
1985	69	72	70	70	281	T45	1,756.80
1986	72	77			149	CUT	
1987	68	70	70	71	279	T29	4,550.00
1988	70	67	67	76	280	T51	1,657.60
1989	71	71			142	CUT	
1990	71	68	71	68	278	T53	2,304.00
							Total
							\$79,792.17
SNEAD, SAM (69.46)							
Year	1st	2nd	3rd	4th	Total	Finish	Money
1955	66	68	66	69	269	1	\$4,000.00
1964	69	68	72	68	277	T12	1,300.00
1976	68	73	68	76	285	T57	430.60
1983	72				72	W/D	
							Total
							\$5,730.60
SNEDEKER, BRANDT (68.53)							
Year	1st	2nd	3rd	4th	Total	Finish	Money
2009	67	67	69	71	274	T47	\$16,140.00
2010	68	73			141	CUT	
2011	70	63	67	69	269	T24	46,425.00
2014	65	69	72	64	270	T11	123,114.00
2015	68	68	63	71	270	T10	147,200.00
2017	70	67	72	64	273	T14	122,400.00
2018	71	74			145	CUT	
2019	68	69	71	69	277	T43	21,924.00
2020	67	69	66	70	272	T41	27,750.00
2021	68	71			139	CUT	
							Total
							\$504,953.00

SNODGRASS, TERRY (73.00)							
Year	1st	2nd	3rd	4th	Total	Finish	Money
1985	74	72			146	CUT	
							Total
SNOW, ANSEL (71.67)							
Year	1st	2nd	3rd	4th	Total	Finish	Money
1952	74	71	72	74	291	T42	
1954	72	71	74	67	284	T29	\$55.00
1955	73	72	68	72	285	T21	220.00
							Total
							\$275.00
SNYDER III, JOEY (72.00)							
Year	1st	2nd	3rd	4th	Total	Finish	Money
2005	69	71	69	76	285	T71	\$8,471.00
2012	77	73			150	CUT	
2013	73	68			141	CUT	
							Total
							\$8,471.00
SOKOL, STEVE (72.50)							
Year	1st	2nd	3rd	4th	Total	Finish	Money
2007	77	72			149	CUT	
2008	71	70			141	CUT	
							Total
SOLI, MICK (69.95)							
Year	1st	2nd	3rd	4th	Total	Finish	Money
1980	68	69	71	72	280	T54	\$690.00
1981	67	70	68	68	273	T37	1,200.00
1982	66	67	68	71	272	T28	1,791.82
1983	71	69			140	CUT	
1984	70	71	72	72	285	T37	1,680.00
1985	77	72			149	CUT	
							Total
							\$5,361.82
SOUCHAK, MIKE (70.15)							
Year	1st	2nd	3rd	4th	Total	Finish	Money
1954	73	73	68	71	285	T35	
1955	66	70	71	69	276	T2	\$1,950.00
1957	68	69	74	72	283	T31	25.00
1964	69	68	74	70	281	T32	375.00
1966	69	69	71	69	278	T31	650.00
							Total
							\$3,000.00
SOULSBY, BRUCE (73.50)							
Year	1st	2nd	3rd	4th	Total	Finish	Money
1987	76	76			152	CUT	
1988	71	71			142	CUT	
							Total
SOWARDS, BOB (70.16)							
Year	1st	2nd	3rd	4th	Total	Finish	Money
2005	74	72			146	CUT	
2008	67	70	66	72	275	T45	\$16,817.15
							Total
							\$16,817.15
SPANG, MIKE (71.00)							
Year	1st	2nd	3rd	4th	Total	Finish	Money
1972	67	70	73	74	284	T52	\$217.39
							Total
							\$217.39
SPAUN, J.J. (69.71)							
Year	1st	2nd	3rd	4th	Total	Finish	Money
2018	68	67	71	71	277	T47	\$17,578.00
2019	68	69	66	72	275	T30	43,740.00
2020	78	69			147	CUT	
2021	71	67	69	70	277	T47	19,377.43
							Total
							\$80,695.43
SPEARS, HERSCHEL (72.25)							
Year	1st	2nd	3rd	4th	Total	Finish	Money
1954	71	75	69	74	289	T50	
							Total
SPENCE, CRAIG (71.50)							
Year	1st	2nd	3rd	4th	Total	Finish	Money
2000	71	72			143	CUT	
							Total
SPIETH, JORDAN (68.57)							
Year	1st	2nd	3rd	4th	Total	Finish	Money
2017	63	69	66	70	268	1	\$1,224,000.00
2018	63	73	71	69	276	T42	24,500.00
2019	73	69			142	CUT	
2020	67	69	69	69	274	T54	17,316.00
							Total
							\$1,265,816.00
SPILLER, BILL (73.25)							
Year	1st	2nd	3rd	4th	Total	Finish	Money
1953	70	70	76	77	293	55	
							Total

SPOSA, MIKE (69.88)							
Year	1st	2nd	3rd	4th	Total	Finish	Money
1999	69	70	70	69	278	57	\$5,650.00
2000	70	71			141	CUT	
2001	68	74			142	CUT	
2003	68	71	67	72	278	T36	18,433.33
2006	70	70	68	71	279	T44	14,080.00
							Total
							\$38,163.33
SPRADLIN, JACK (71.83)							
Year	1st	2nd	3rd	4th	Total	Finish	Money
1979	68	72	71	74	285	T64	\$627.00
1984	72	74			146	CUT	
							Total
							\$627.00
SPRAY, STEVE (71.50)							
Year	1st	2nd	3rd	4th	Total	Finish	Money
1968	72	67	78	73	290	65	
1970	72	70	71	69	282	T51	\$173.92
							Total
							\$173.92
SPRING, ADAM (73.50)							
Year	1st	2nd	3rd	4th	Total	Finish	Money
1997	75	72			147	CUT	
							Total
SPRINGER, MIKE (69.60)							
Year	1st	2nd	3rd	4th	Total	Finish	Money
1991	71	69	71	69	280	T42	\$3,072.00
1993	69	65	73	68	275	T5	38,000.00
1994	73	67	67	73	280	T33	6,205.71
1996	73	71			144	CUT	
1997	72	72			144	CUT	
1998	71	67	68	65	271	T14	37,000.00
1999	63	73	65	67	268	T8	72,500.00
2000	69	69	70	65	273	T25	20,920.00
2003	76	77			153	CUT	
							Total
							\$177,697.71
ST. PIERRE, JIM (75.50)							
Year	1st	2nd	3rd	4th	Total	Finish	Money
2005	77	80			157	CUT	
2006	76	72			148	CUT	
2007	73	75			148	CUT	
							Total
STADLER, CRAIG (69.86)							
Year	1st	2nd	3rd	4th	Total	Finish	

INDIVIDUAL RESULTS

STEELE, BRENDAN (68.08)

Year	1st	2nd	3rd	4th	Total	Finish	Money
2011	68	64	67	68	267	T13	\$112,500.00
2012	74	69			143	CUT	
2013	68	68	72	66	274	T13	111,020.00
2014	62	69	71	66	268	T5	235,600.00
2015	67	71	68	67	273	T25	41,234.28
2016	70	69	69	64	272	T17	83,490.00
2017	68	68	69	68	273	T14	122,400.00
2018	67	72			139	CUT	
2019	71	67	68	68	274	T21	65,760.00
2020	69	62	68	66	265	T6	233,470.00
2021	69	70			139	CUT	
						Total	\$1,005,474.28

STEELSMITH, JERRY (69.88)

Year	1st	2nd	3rd	4th	Total	Finish	Money
1961	72	68	72	68	280	T23	\$324.29
1962	67	67	69	69	272	T3	2,050.00
1963	70	71	71	74	286	T26	365.00
1964	67	74	71	70	282	T42	
1965	72	68	70	70	280	T21	777.78
1967	68	70	70	69	277	T16	1,600.00
						Total	\$5,117.07

STEFANI, SHAWN (70.30)

Year	1st	2nd	3rd	4th	Total	Finish	Money
2014	71	72			143	CUT	
2016	71	68	67	65	271	T11	\$135,300.00
2017	73	74			147	CUT	
2018	72	71			143	CUT	
2019	68	69	73		210	T71	13,824.00
						Total	\$149,124.00

STEGMAIER, BRETT (71.07)

Year	1st	2nd	3rd	4th	Total	Finish	Money
2006	73	76			149	CUT	
2010	72	74			146	CUT	
2016	72	77			149	CUT	
2017	64	72	71	68	275	T26	\$46,277.78
2018	70	67	69	70	276	T42	24,500.00
						Total	\$70,777.78

STEINBERG, JEFF (71.50)

Year	1st	2nd	3rd	4th	Total	Finish	Money
1980	70	73			143	CUT	
						Total	

STERLING, SCOTT (69.00)

Year	1st	2nd	3rd	4th	Total	Finish	Money
2008	68	70			138	CUT	
2009	71	67			138	CUT	
						Total	\$0.00

STERNE, RICHARD (70.00)

Year	1st	2nd	3rd	4th	Total	Finish	Money
2015	74	66			140	CUT	
						Total	

STEWART, DAVID (73.14)

Year	1st	2nd	3rd	4th	Total	Finish	Money
1952	73	73	77		223	W/D	
1953	77	71	72	69	289	46	
						Total	

STEWART, EARL (69.92)

Year	1st	2nd	3rd	4th	Total	Finish	Money
1952	68	71	69	69	277	T2	\$1,466.67
1953	69	70	75	77	291	T48	
1954	68	68	69	66	271	2	1,800.00
						Total	\$3,266.67

STEWART, PAYNE (70.33)

Year	1st	2nd	3rd	4th	Total	Finish	Money
1981	71	68	67	69	275	T51	\$715.50
1983	64	69	74	72	279	T43	876.60
1985	68	71	74	66	279	T37	2,580.00
1986	69	70	71	80	290	T75	1,323.00
1994	72	71			143	CUT	
						Total	\$5,495.10

STEWART, RAY (70.21)

Year	1st	2nd	3rd	4th	Total	Finish	Money
1983	69	67	69	70	275	T17	\$4,060.00
1987	79	73			152	CUT	
1988	71	67	70	72	280	T51	1,657.60
1989	71	69	70	75	285	73	1,940.00
1990	68	68	66	73	275	T36	4,406.25
1991	69	69	70	68	276	T20	11,650.00
1995	68	74			142	CUT	
						Total	\$23,713.85

STILES, DARRON (69.90)

Year	1st	2nd	3rd	4th	Total	Finish	Money
2003	69	63	70	71	273	T11	\$79,428.57
2005	71	69	63	68	271	T9	116,100.00
2006	66	66	74	71	277	T31	23,906.67
2007	70	78			148	CUT	
2009	71	73			144	CUT	
2013	72	70			142	CUT	
2016	75	68			143	CUT	
						Total	\$219,435.24

STILL, KEN (70.15)

Year	1st	2nd	3rd	4th	Total	Finish	Money
1960	70	71	74	69	284	T37	
1963	70	70	73	74	287	T33	\$182.22
1965	68	69	74	72	283	T46	220.00
1966	68	69	73	75	285	T69	
1967	73	69	71	69	282	T37	512.50
1968	67	71	67	70	275	T5	4,050.00
1969	72	68	72	68	280	T35	495.72
1970	72	69	70	70	281	T42	286.67
1971	70	69	71	69	279	T42	352.00
1972	68	70	65	71	274	T7	3,686.66
1973	69	70	70	69	278	T57	420.00
1974	70	71	69	72	282	T52	460.00
1975	69	71	70	68	278	T30	1,270.00
						Total	\$11,935.77

STILLS, ADRIAN (73.00)

Year	1st	2nd	3rd	4th	Total	Finish	Money
1986	73	73			146	CUT	
						Total	

STOCKTON, DAVE (69.37)

Year	1st	2nd	3rd	4th	Total	Finish	Money
1966	70	71	73	70	284	T66	
1967	69	72	72	68	281	T32	\$625.00
1968	68	68	67	71	274	4	5,000.00
1969	69	67	67	66	269	3	7,100.00
1970	72	67	69	66	274	T6	3,400.00
1971	65	69	68	68	270	T4	4,290.00
1972	66	67	72	72	277	T14	2,062.50
1973	68	69	69	68	274	T36	983.34
1974	65	65	69	69	268	1	40,000.00
1975	69	67	70	70	276	T23	1,725.00
1977	67	70	69	69	275	T22	1,974.00
1980	71	66	70	67	274	T17	4,060.00
1981	66	68	70	68	272	T29	1,826.25
1982	72				72	DQ	
1984	73	73			146	CUT	
1985	73	72			145	CUT	
1986	69	71	75	70	285	T68	1,414.00
1987	72	67	75	73	287	T71	1,330.00
1991	73	72			145	CUT	
						Total	\$75,790.09

STOCKTON, JR., DAVE (69.09)

Year	1st	2nd	3rd	4th	Total	Finish	Money
1994	66	66	67	72	271	T3	\$57,600.00
1995	65	68	68	68	269	T2	89,600.00
1996	69	72	74	74	289	T67	3,030.00
1997	70	70	70	68	278	T35	7,395.00
1998	68	69	70	70	277	T47	5,022.23
1999	68	68	64	67	267	T6	86,875.00
2000	66	66	70	68	270	T12	61,600.00
2002	70	74			144	CUT	
2003	74	72			146	CUT	
						Total	\$311,122.23

STOCKTON, DAVID (74.50)

Year	1st	2nd	3rd	4th	Total	Finish	Money
1991	76	73			149	CUT	
						Total	

STOLZ, ANDRE (75.00)

Year	1st	2nd	3rd	4th	Total	Finish	Money
2004	78	72			150	CUT	
						Total	

STONE, BOB (69.25)

Year	1st	2nd	3rd	4th	Total	Finish	Money
1970	70	69	68	70	277	T21	\$902.85
						Total	\$902.85

STOPA, STAN (72.00)

Year	1st	2nd	3rd	4th	Total	Finish	Money
1980	71	73			144	CUT	
						Total	

STOREY, TOM (70.13)

Year	1st	2nd	3rd	4th	Total	Finish	Money
1978	68	71	70	70	279	T53	\$467.33
1980	69	72			141	CUT	
1981	68	73			141	CUT	
						Total	\$467.33

STRAFACI, TOM (72.20)

Year	1st	2nd	3rd	4th	Total	Finish	Money
1955	71	75	76	73	295	T53	
1957	71	72	73	73	289	T40	
1958	70	71	72	72	285	T44	
1959	71	72	71	72	286	T32	\$130.00
1960	72	73	69	75	289	T58	
						Total	\$130.00

STRAKA, SEPP (68.88)

Year	1st	2nd	3rd	4th	Total	Finish	Money
2019	70	69			139	CUT	
2020	69	72			141	CUT	
2021	66	70	69	66	271	T10	\$186,850.00
						Total	\$186,850.00

STRANAHAN, DICK (71.25)

Year	1st	2nd	3rd	4th	Total	Finish	Money
1960							

INDIVIDUAL RESULTS

SULLIVAN, MIKE (70.93)

Year	1st	2nd	3rd	4th	Total	Finish	Money
1979	73	68	74	69	284	T62	\$645.00
1985	76	72			148	CUT	
1986	74	69			143	CUT	
1987	68	72	73	68	281	T38	3,010.00
1988	73	68			141	CUT	
1991	67	68	69	73	277	T24	8,300.00
1992	70	73			143	CUT	
1994	69	68	74	71	282	T47	3,228.00
1996	67	71	72	75	285	T49	3,634.28
1998	72	72			144	CUT	
					Total		\$18,817.28

SULLIVAN, TOM (72.75)

Year	1st	2nd	3rd	4th	Total	Finish	Money
1995	69	71	74	77	291	T77	\$2,208.00
					Total		\$2,208.00

SUMMERHAYS, DANIEL (70.06)

Year	1st	2nd	3rd	4th	Total	Finish	Money
2011	69	67	75	74	285	T74	\$11,640.00
2012	71	72			143	CUT	
2013	71	70			141	CUT	
2015	71	73			144	CUT	
2016	68	69	65	69	271	T11	135,300.00
2017	66	68	73	70	277	T43	19,869.60
					Total		\$166,809.60

SUTHERLAND, DAVID (71.75)

Year	1st	2nd	3rd	4th	Total	Finish	Money
1991	75	67			142	CUT	
1997	75	75			150	CUT	
1998	73	70			143	CUT	
1999	67	75			142	CUT	
2000	68	74			142	CUT	
2004	71	71			142	CUT	
					Total		

SUTHERLAND, KEVIN (68.53)

Year	1st	2nd	3rd	4th	Total	Finish	Money
1996	67	65	72	74	278	T9	\$40,500.00
1997	67	73	68	66	274	T13	28,125.00
1998	66	67	69	72	274	T25	15,266.66
1999	63	71	71	66	271	T17	37,500.00
2000	68	70	66	65	269	T9	75,600.00
2001	68	67	68	68	271	T17	43,400.00
2002	69	73			142	CUT	
2003	68	68	68	69	273	T11	79,428.57
2004	70	70	67	66	273	T9	109,200.00
2005	65	67	72	69	273	T16	66,650.00
2006	70	72			142	CUT	
2007	68	71	73	65	277	T29	39,900.00
2008	67	65	72	67	271	T27	40,800.00
2009	69	68	73		210	T73	11,460.00
2010	65	65	71	69	270	T13	99,750.00
2013	69	70	68	68	275	T18	76,860.00
					Total		\$763,540.23

SUTTER, TOM (75.00)

Year	1st	2nd	3rd	4th	Total	Finish	Money
1995	80	75			155	CUT	
1997	79	71			150	CUT	
1998	71	74			145	CUT	
					Total		

SUTTERFIELD, BRAD (73.00)

Year	1st	2nd	3rd	4th	Total	Finish	Money
1997	73	73			146	CUT	
					Total		

SUTTON, ALEX (70.75)

Year	1st	2nd	3rd	4th	Total	Finish	Money
1959	71	67	74	71	283	T18	\$450.00
					Total		\$450.00

SUTTON, HAL (69.20)

Year	1st	2nd	3rd	4th	Total	Finish	Money
1983	70	69	68	68	275	T17	\$4,060.00
1989	67	71	68	66	272	T7	29,100.00
1990	69	69	70	65	273	T21	10,000.00
1991	70	70	70	68	278	T29	5,955.56
1992	69	69	73	78	289	T71	1,970.00
2000	67	65	72	73	277	T53	6,451.20
2001	67	67	69	67	270	T14	55,800.00
2004	71	71			142	CUT	
					Total		\$113,336.76

SVENSON, ADAM (70.00)

Year	1st	2nd	3rd	4th	Total	Finish	Money
2019	73	67			140	CUT	
					Total		

SVOBODA, ANDREW (70.93)

Year	1st	2nd	3rd	4th	Total	Finish	Money
2013	74	71			145	CUT	
2014	62	71	77	66	281	T71	\$12,214.00
2015	72	73			145	CUT	
2018	74	69			143	CUT	
2021	69	69	72	69	279	T61	16,206.00
					Total		\$28,420.00

SWAFFORD, HUDSON (69.56)

Year	1st	2nd	3rd	4th	Total	Finish	Money
2014	66	71	66	69	272	T24	\$57,040.00
2015	68	72			140	CUT	
2016	67	71	68	69	275	T38	25,740.00
2017	66	71	74	70	281	T66	14,008.00
2020	71	67			138	CUT	
2021	75	71			146	CUT	
					Total		\$96,788.00

SWARTZ, MIKE (76.00)

Year	1st	2nd	3rd	4th	Total	Finish	Money
1996	76	76			152	CUT	
					Total		

TALLMAN, CHRIS (77.00)

Year	1st	2nd	3rd	4th	Total	Finish	Money
2019	78	76			154	CUT	
					Total		

TAMBELLINI, ROGER (72.33)

Year	1st	2nd	3rd	4th	Total	Finish	Money
2004	75	72			147	CUT	
2006	73	72			145	CUT	
2010	70	72			142	CUT	
					Total		

TANAKA, HIDEMICHI (69.28)

Year	1st	2nd	3rd	4th	Total	Finish	Money
2002	64	70	68	71	273	T13	\$72,800.00
2003	72	67	73	70	282	T58	8,800.00
2004	68	69	67	70	274	T13	69,825.00
2005	66	70	74	65	275	T25	32,823.34
2006	69	74			143	CUT	
					Total		\$184,248.34

TANIHARA, HIDETO (73.50)

Year	1st	2nd	3rd	4th	Total	Finish	Money
2005	73	74			147	CUT	
					Total		

TAPIE, ALAN (69.38)

Year	1st	2nd	3rd	4th	Total	Finish	Money
1976	72	70	66	68	276	T18	\$2,730.00
1977	70	66	70	68	274	T17	2,730.00
1978	69	69	74	72	284	T73	
1979	67	72	69	68	276	T20	3,026.25
					Total		\$8,486.25

TARNOW, PAUL (74.33)

Year	1st	2nd	3rd	4th	Total	Finish	Money
1953	71	75	77		223	W/D	
					Total		

TATAURANGI, PHIL (71.33)

Year	1st	2nd	3rd	4th	Total	Finish	Money
1994	73	73			146	CUT	
1997	69	69	68	67	273	T9	\$39,000.00
1998	70	70			140	CUT	
1999	72	74			146	CUT	
2004	81	70			151	CUT	
					Total		\$39,000.00

TAYLOR, HARRY (70.90)

Year	1st	2nd	3rd	4th	Total	Finish	Money
1980	73	71			144	CUT	
1987	68	67	73	75	283	T50	\$1,653.75
1988	68	72	69	69	278	T36	3,013.78
1990	71	72			143	CUT	
1993	71	73	68	71	283	T38	3,800.00
1995	70	71	71	75	287	T76	2,256.00
					Total		\$10,723.53

TAYLOR, NICK (71.00)

Year	1st	2nd	3rd	4th	Total	Finish	Money
2010	71	68			139	CUT	
2015	75	71			146	CUT	
2016	68	71	68	72	279	T64	\$13,794.00
2017	71	75			146	CUT	
2018	72	73			145	CUT	
2019	69	69	72		210	T71	13,824.00
2021	70	72			142	CUT	
					Total		\$27,618.00

TAYLOR, VAUGHN (69.13)

Year	1st	2nd	3rd	4th	Total	Finish	Money
2004	71	69	70	70	280	T54	\$9,618.00
2005							

INDIVIDUAL RESULTS

THOMPSON, MICHAEL H. (70.08)

Year	1st	2nd	3rd	4th	Total	Finish	Money
2008 (a)	65	67	72	73	277	T59	
2011	67	65	68	62	262	4	\$288,000.00
2012	78	72			150	CUT	
2013	73	72			145	CUT	
2014	73	70			143	CUT	
2015	71	69			140	CUT	
2016	75	68			143	CUT	
2017	75	72			147	CUT	
2020	64	71	70	68	273	T46	19,869.00
2021	72	70			142	CUT	
						Total	\$307,869.00

THOMPSON, NICHOLAS (69.10)

Year	1st	2nd	3rd	4th	Total	Finish	Money
2006	74	67			141	CUT	
2008	67	69	68	68	272	T34	\$32,400.00
2009	66	72			138	CUT	
2010	68	70	66	66	270	T13	\$99,750.00
2013	71	66	66	73	276	T24	49,410.00
2014	73	73			146	CUT	
2015	66	67	70	68	271	T15	102,400.00
						Total	\$283,960.00

THOMPSON, ROBERT (70.79)

Year	1st	2nd	3rd	4th	Total	Finish	Money
1982	70	67	70	70	277	T60	\$657.00
1987	71	71	69	72	283	T50	1,653.75
1988	75	70			145	CUT	
1989	73	70			143	CUT	
1991	74	69			143	CUT	
						Total	\$2,310.75

THOMPSON, ROCKY (69.82)

Year	1st	2nd	3rd	4th	Total	Finish	Money
1965	71	72	67	68	278	T13	\$1,600.00
1966	71	71	72	67	281	T51	33.34
1967	71	69	70	70	280	T28	737.50
1968	68	69	69	71	277	T11	2,200.00
1970	69	70	69	68	276	T13	1,550.00
1982	74	70			144	CUT	
						Total	\$6,120.84

THOMSEN, JEFF (70.25)

Year	1st	2nd	3rd	4th	Total	Finish	Money
1980	68	73			141	CUT	
1982	71	69			140	CUT	
						Total	

THOMSON, PETER (69.25)

Year	1st	2nd	3rd	4th	Total	Finish	Money
1966	67	75	66	69	277	T26	\$800.00
						Total	\$800.00

THORE, DAVID (70.85)

Year	1st	2nd	3rd	4th	Total	Finish	Money
1977	72	68	70	72	282	T64	\$351.83
1979	70	71	70	69	280	T39	1,140.00
1980	69	69	72	69	279	T46	790.50
1981	70	68	72	71	281	T80	522.00
1982	74	66			140	CUT	
1985	80	75			155	CUT	
						Total	\$2,804.33

THORNTON, BILL (72.17)

Year	1st	2nd	3rd	4th	Total	Finish	Money
1953	72	71	71	71	285	T37	
1956	73	74	72	76	295	T71	
1957	74	74	72	66	286	T37	
						Total	

THORPE, CHUCK (69.88)

Year	1st	2nd	3rd	4th	Total	Finish	Money
1972	67	73	71	74	285	T60	\$217.39
1973	70	70	66	68	274	T36	983.33
						Total	\$1,200.72

THORPE, JIM (70.34)

Year	1st	2nd	3rd	4th	Total	Finish	Money
1980	65	72	67	68	272	T10	\$7,200.00
1981	67	67	71	65	270	T15	4,357.50
1982	70	73			143	CUT	
1983	71	68	68	71	278	T39	1,260.00
1985	69	69	69	73	280	44	2,100.00
1986	69	69	71	76	285	T68	1,414.00
1987	65	70	73	70	278	T24	5,810.00
1989	74	70			144	CUT	
1991	72	69	77	67	285	T68	2,030.00
1992	70	73			143	CUT	
1993	75	73			148	CUT	
1996	73	74			147	CUT	
						Total	\$24,171.50

TIDLAND, CHRIS (71.17)

Year	1st	2nd	3rd	4th	Total	Finish	Money
2001	70	70	69	69	278	T55	\$6,975.00
2007	74	75			149	CUT	
						Total	\$6,975.00

TIZIANI, MARIO (70.25)

Year	1st	2nd	3rd	4th	Total	Finish	Money
2005	67	71	71	72	281	T61	\$9,331.00
						Total	\$9,331.00

TODD, BRENDON (68.78)

Year	1st	2nd	3rd	4th	Total	Finish	Money
2009	73	70			143	CUT	
2012	69	72			141	CUT	
2015	67	70	67	67	271	T15	102,400.00
2016	72	69			141	CUT	
2020	66	65	61	75	267	T11	139,983.33
2021	68	69	67	71	275	T30	45,325.00
						Total	\$287,708.33

TODD, RICK (74.50)

Year	1st	2nd	3rd	4th	Total	Finish	Money
1990	78	71			149	CUT	
						Total	

TOEPEL, JOHN (69.75)

Year	1st	2nd	3rd	4th	Total	Finish	Money
1972	70	70	71	68	279	T26	\$906.50
						Total	\$906.50

TOLEDO, ESTEBAN (70.46)

Year	1st	2nd	3rd	4th	Total	Finish	Money
1994	69	70	76	73	288	T66	\$2,484.00
1998	69	68	71	71	279	T63	4,300.00
1999	72	73			145	CUT	
2000	70	69	71	69	279	T66	5,656.00
2001	66	74	71	66	277	T50	7,477.20
2002	74	64	72	70	280	T54	9,000.00
2003	70	73			143	CUT	
2004	69	66	74	73	282	T61	8,946.00
						Total	\$37,863.20

TOLLES, TOMMY (73.63)

Year	1st	2nd	3rd	4th	Total	Finish	Money
1995	72	72			144	CUT	
1999	75	76			151	CUT	
2001	72	74			146	CUT	
2004	71	77			148	CUT	
						Total	

TOMASULO, PETER (72.00)

Year	1st	2nd	3rd	4th	Total	Finish	Money
2009	71	73			144	CUT	
						Total	\$0.00

TOMS, DAVID (70.39)

Year	1st	2nd	3rd	4th	Total	Finish	Money
1992	69	72	75	66	282	T26	\$6,665.00
1993	76	79			155	CUT	
1994	66	68	74	76	284	T55	2,700.00
1996	71	74			145	CUT	
1998	72	66	70	65	273	T20	22,480.00
1999	69	72			141	CUT	
2007	67	65	69	71	272	T6	201,000.00
2008	67	69	64	71	217	T27	40,800.00
2009	65	65	66	65	261	T2	528,000.00
2010	66	68	71	69	274	T42	21,000.00
2011	69	66	69	64	268	T17	78,514.29
2015	69	67	66	70	272	T20	71,936.00
2016	67	71	70	75	283	T3	12,804.00
						Total	\$985,899.29

TORTORICI, VICTOR (73.00)

Year	1st	2nd	3rd	4th	Total	Finish	Money
1980	74	74			148	CUT	
1982	72	72			144	CUT	
						Total	

TORZA, FELICE (71.25)

Year	1st	2nd	3rd	4th	Total	Finish	Money
1954	71	72	69	73	285	T35	
						Total	

TORZA, HUGO (73.00)

Year	1st	2nd	3rd	4th	Total	Finish	Money
1953	73	73			146	W/D	
						Total	

TOSCANO, HARRY (70.50)

Year	1st	2nd	3rd	4th	Total	Finish	Money
1967	70	73	74	68	285	T47	\$220.00
1972	70	65	74	70	279	T26	906.50
						Total	\$1,126.50

TOSKI, BEN (72.75)

INDIVIDUAL RESULTS

TURNESA, MARC (71.14)

Year	1st	2nd	3rd	4th	Total	Finish	Money
2008	69	72			141	CUT	
2009	73	67			140	CUT	
2011	76	24			100	DQ	
2014	72	69			141	CUT	
						Total	

TUTEN, BILLY (72.50)

Year	1st	2nd	3rd	4th	Total	Finish	Money
1989	71	74			145	CUT	
						Total	

TWAY, BOB (69.38)

Year	1st	2nd	3rd	4th	Total	Finish	Money
2000	68	70	64	68	270	T12	\$61,600.00
2006	67	72	74	69	282	T59	9,636.00
2007	71	70	69	69	279	T36	27,042.86
2008	69	70			139	CUT	
2009	69	71			140	CUT	
						Total	\$98,278.86

TWAY, KEVIN (68.67)

Year	1st	2nd	3rd	4th	Total	Finish	Money
2011	72	68			140	CUT	
2014	71	65	69	68	273	T26	\$45,800.00
2017	73	67	71	66	277	T43	19,869.60
2018	71	64	67	65	267	T6	234,500.00
2019	68	68	66	67	269	T5	262,800.00
2020	72	70			142	CUT	
2021	70	66	73	71	280	T66	15,540.00
						Total	\$578,509.60

TWIGGS, GREG (72.58)

Year	1st	2nd	3rd	4th	Total	Finish	Money
1985	74	70			144	CUT	
1986	73	71			144	CUT	
1989	76	77			153	CUT	
1990	69	71			140	CUT	
1991	69	74			143	CUT	
1994	72	75			147	CUT	
						Total	

TWITTY, HOWARD (69.85)

Year	1st	2nd	3rd	4th	Total	Finish	Money
1977	67	69	69	71	276	T25	\$1,585.50
1978	70	63	66	71	270	T5	8,085.00
1979	70	71	71	70	282	T55	684.00
1980	68	66	63	69	266	1	54,000.00
1981	68	68	67	72	275	T51	715.50
1982	68	67	67	68	270	T18	4,050.00
1983	70	70			140	CUT	
1984	67	77	74	68	286	T45	1,083.55
1985	75	71			146	CUT	
1986	72	67	69	71	279	T36	3,154.86
1987	68	72	68	72	280	T34	3,692.50
1988	70	70	69	74	283	T64	1,470.00
1989	67	68	75	67	277	T34	4,942.86
1990	72	66	72	73	283	T70	1,990.00
1991	69	72	66	69	276	T20	11,650.00
1993	73	66	74	69	282	T30	5,812.50
1994	72	71			143	CUT	
1995	74	70			144	CUT	
1997	77	72			149	CUT	
1998	74	69			143	CUT	
						Total	\$102,916.27

TYNER, TRAY (72.40)

Year	1st	2nd	3rd	4th	Total	Finish	Money
1992	76	76			152	W/D	
1995	75	71			146	CUT	
1996	70	70	68	71	279	T12	\$28,500.00
1997	74	73			147	CUT	
						Total	\$28,500.00

UIHLEIN, PETER (72.33)

Year	1st	2nd	3rd	4th	Total	Finish	Money
2006	72	74			146	CUT	
2015	72	70			142	CUT	
2019	76	70			146	CUT	
						Total	

ULOZAS, TOM (69.50)

Year	1st	2nd	3rd	4th	Total	Finish	Money
1972	66	71	70	74	281	T35	\$635.16
1973	71	67	68	69	275	T39	820.00
						Total	\$1,455.16

ULRICH, WALLY (70.94)

Year	1st	2nd	3rd	4th	Total	Finish	Money
1952	68	69	73	76	286	T24	\$165.00
1953	74	68	70	71	283	T31	52.50
1954	73	68	67	72	280	T20	205.00
1955	75	70	73	68	286	T25	150.00
						Total	\$572.50

UNDERWOOD, HAL (71.75)

Year	1st	2nd	3rd	4th	Total	Finish	Money
1969	67	71	67	73	278	T27	\$725.00
1970	71	71	79	72	293	T3	173.91
1971	72	69	77	72	290	T85	115.00
						Total	\$1,013.91

UNGER, BOB (70.50)

Year	1st	2nd	3rd	4th	Total	Finish	Money
1975	71	68	74	69	282	T54	\$445.00
						Total	\$445.00

UPPER, BRETT (69.88)

Year	1st	2nd	3rd	4th	Total	Finish	Money
1984	79	72			151	CUT	
1985	71	68	66	68	273	T6	\$19,425.00
1987	71	73			144	CUT	
1988	67	66	69	69	271	T6	24,325.00
1989	70	70	73	66	279	T47	2,568.58
						Total	\$46,318.58

URESTI, OMAR (69.68)

Year	1st	2nd	3rd	4th	Total	Finish	Money
1995	73	69			142	CUT	
1998	67	64	72	74	277	T47	\$5,022.22
1999	66	69	71	69	275	T41	9,250.00
2000	69	70	70	72	281	T76	5,208.00
2004	68	70	67	69	274	T13	69,825.00
2005	69	70	71	70	280	T54	9,718.00
2006	69	73			142	CUT	
2008	70	70			140	CUT	
2010	70	70			140	CUT	
						Total	\$99,023.22

UTLEY, STAN (70.58)

Year	1st	2nd	3rd	4th	Total	Finish	Money
1990	72	70			142	CUT	
1991	72	71			143	CUT	
1992	74	70			144	W/D	
1994	74	68			142	CUT	
2003	71	67	68	70	276	T26	\$28,400.00
						Total	\$28,400.00

VALENTINE, TOMMY (71.28)

Year	1st	2nd	3rd	4th	Total	Finish	Money
1980	69	72			141	CUT	
1981	70	68	66	68	272	T29	\$1,826.25
1983	67	68	71	74	280	T53	698.00
1984	70	74	75	77	296	T9	728.00
1985	73	70			143	CUT	
1986	76	75			151	CUT	
						Total	\$3,252.25

VAN ASWEGEN, TYRONE (69.06)

Year	1st	2nd	3rd	4th	Total	Finish	Money
2014	68	70	67	68	273	T26	\$45,880.00
2015	68	69	69	71	277	T60	13,888.00
2016	67	66	65	71	269	T5	231,825.00
2017	69	73			142	CUT	
2018	72	72			144	CUT	
						Total	\$291,593.00

VAN DE VELDE, JEAN (69.67)

Year	1st	2nd	3rd	4th	Total	Finish	Money
2000	69	68	69	71	277	T53	\$6,451.20
2001	69	72			141	CUT	
						Total	\$6,451.20

VAN DER WALT, DAWIE (71.00)

Year	1st	2nd	3rd	4th	Total	Finish	Money
2016	71	71			142	CUT	
						Total	

VAN DER WALT, TJAART (68.63)

Year	1st	2nd	3rd	4th	Total	Finish	Money
2005	68	66	68	64	266	2	\$464,400.00
2006	72	67	72	72	283	T63	9,328.00
						Total	\$473,728.00

VAN PELT, BO (68.90)

Year	1st	2nd	3rd	4th	Total	Finish	Money
1999	71	72			143	CUT	
2002	72	73			145	CUT	
2004	69	68	68	70	275	T21	\$42,000.00
2005	67	71	71	66	275	T25	32,823.34
2007	73	68	67	64	272	T6	201,000.00
2008	72	67			139	CUT	
2009	66	68	64	67	265	T9	168,000.00
2010	69	66	70	68	273	T34	29,025.00
2011	66	65	69	67	267	T13	112,500.00
2012	70	67	67	69	273	T24	

INDIVIDUAL RESULTS

WAGNER, JOHNSON (69.64)

Year	1st	2nd	3rd	4th	Total	Finish	Money
2007	71	72			143	CUT	
2008	64	71	67	73	275	T45	\$16,817.15
2009	66	68	70	67	271	T26	41,700.00
2010	68	66	75	71	280	T68	12,060.00
2011	65	63	71	69	268	T17	78,514.28
2012	69	70	69	68	276	T47	14,584.62
2013	75	79			154	CUT	
2014	68	66	74	70	278	T57	13,826.00
2015	68	71			139	CUT	
2016	75	71			146	CUT	
2017	64	72	71	70	277	T43	19,869.60
					Total		\$197,371.65

WAITE, GRANT (69.89)

Year	1st	2nd	3rd	4th	Total	Finish	Money
1990	69	73			142	CUT	
1994	73	73			146	CUT	
1995	66	67	67	69	269	T2	\$89,600.00
1996	72	73			145	CUT	
1997	73	69	70	72	284	T73	2,865.00
1998	68	64	65	75	272	T16	31,000.00
1999	69	65	70	69	273	T26	17,375.00
2000	68	70	67	74	279	T66	5,656.00
2001	72	73			145	CUT	
2002	69	68	68	73	278	T39	14,416.00
2003	68	73			141	CUT	
2004	72	70			142	CUT	
					Total		\$160,912.00

WALCHER, ROCKY (70.33)

Year	1st	2nd	3rd	4th	Total	Finish	Money
1994	69	69	72	68	278	T22	\$12,000.00
2001	71	73			144	CUT	
					Total		\$12,000.00

WALDORF, DUFFY (70.25)

Year	1st	2nd	3rd	4th	Total	Finish	Money
1987	70	71	69	72	282	T43	\$2,184.00
1988	71	72			143	CUT	
1994	74	68			142	CUT	
1998	70	67	64	66	267	T4	82,666.67
1999	67	72	71	72	282	T68	5,100.00
2001	71	69	65	69	274	T36	13,659.37
2005	74	67			141	CUT	
2006	78	75			153	CUT	
2007	72	70			142	CUT	
2011	73	68			141	CUT	
					Total		\$103,610.04

WALKER, JAMES (71.25)

Year	1st	2nd	3rd	4th	Total	Finish	Money
1965	69	74	72	70	285	T55	
					Total		

WALKER, JIMMY (71.00)

Year	1st	2nd	3rd	4th	Total	Finish	Money
2006	71	70			141	CUT	
2008	72	67			139	CUT	
2009	73	73			146	CUT	
					Total		\$0.00

WALL, ART (69.72)

Year	1st	2nd	3rd	4th	Total	Finish	Money
1952	66	71	72	72	281	T8	\$513.33
1953	71	68	68	67	274	T7	700.00
1955	67	72	70	73	282	T9	636.66
1957	67	67	71	73	278	9	800.00
1958	67	70	65	69	271	T2	2,050.00
1959	68	71	72	76	287	T35	44.28
1960	70	71	71	69	281	T20	330.00
1961	69	67	72	69	277	T12	875.00
1962	65	70	66	70	271	2	3,400.00
1963	69	66	73	70	278	T5	1,675.00
1965	73	68	72	66	279	T16	1,200.00
1966	65	64	69	68	266	1	20,000.00
1967	70	68	72	71	281	T32	625.00
1970					144	CUT	
1971	72	68	74	74	288	T82	115.79
1972	70	69	74	75	288	T67	217.39
1973	69	65	70	66	270	T16	2,800.00
1974	73	68	71	71	283	T57	400.00
1975	71	69	72	63	275	T18	2,400.00
1976	67	72	68	73	280	T33	1,063.12
1979	71	71			142	T69	579.00
1981	70	71			141	CUT	
					Total		\$40,424.57

WALLACE, MATT (71.00)

Year	1st	2nd	3rd	4th	Total	Finish	Money
2020	70	72			142	CUT	
					Total		

WALTERS, EUAN (70.50)

Year	1st	2nd	3rd	4th	Total	Finish	Money
2005	72	69			141	CUT	
					Total		

WALTMAN, RETIEF (70.50)

Year	1st	2nd	3rd	4th	Total	Finish	Money
1959	76	66	76	68	286	T32	\$130.00
1960	68	69	69	72	278	T11	825.00
					Total		\$955.00

WALZEL, BOBBY (70.06)

Year	1st	2nd	3rd	4th	Total	Finish	Money
1975	69	69	70	73	281	T45	\$540.00
1976	70	71	72	74	287	T63	357.00
1978	73	63	65	71	272	T9	4,357.50
1980	70	69	66	76	281	T57	663.00
					Total		\$5,917.50

WAMPLER, FRED (71.25)

Year	1st	2nd	3rd	4th	Total	Finish	Money
1953	66	70	71	74	281	T22	\$165.00
1955	74	73	68	69	284	T15	338.34
1956	73	69	69	68	279	T15	367.50
1957	73	75	74	74	296	T61	
					Total		\$870.84

WARD, LESTER (70.75)

Year	1st	2nd	3rd	4th	Total	Finish	Money
1967	72	68	74	69	283	T41	\$400.00
					Total		\$400.00

WARREN, CHARLES (69.75)

Year	1st	2nd	3rd	4th	Total	Finish	Money
1999	68	73			141	CUT	
2005	72	70			142	CUT	
2007	67	67	73	69	276	T22	\$54,085.71
2008	69	71			140	CUT	
2009	63	72	69	71	275	T51	13,965.00
2010	71	71			142	CUT	
					Total		\$68,050.71

WATKINS, AARON (68.75)

Year	1st	2nd	3rd	4th	Total	Finish	Money
2009	65	67	70	71	273	T43	\$20,400.00
2013	69	69	70	69	277	T30	32,584.00
					Total		\$52,984.00

WATKINS, RANDY (71.50)

Year	1st	2nd	3rd	4th	Total	Finish	Money
1984	74	71	72	69	286	T45	\$1,083.55
					Total		\$1,083.55

WATKINS, SCOTT (71.00)

Year	1st	2nd	3rd	4th	Total	Finish	Money
1980	70	67	68	73	278	T39	\$1,170.00
1981	74	72			146	CUT	
1982	69	68	69	73	279	T64	627.00
1984	75	74			149	CUT	
					Total		\$1,797.00

WATNEY, NICK (69.25)

Year	1st	2nd	3rd	4th	Total	Finish	Money
2003	72	70			142	CUT	
2005	69	66	70	66	271	T9	\$116,100.00
2006	69	67	70	68	274	T9	101,828.57
2007	70	73			143	CUT	
2011	65	65	68	69	267	T13	112,500.00
2014	70	66	65	69	270	T11	123,114.00
2015	69	64	70	71	274	T39	23,680.00
2017	69	69	72	73	283	T3	13,192.00
2018	71	68			139	CUT	
2019	66	69	69	71	275	T30	43,740.00
2021	78	77			155	CUT	
					Total		\$534,154.57

WATSON, BOB (71.20)

Year	1st	2nd	3rd	4th	Total	Finish	Money
1955	71	74	72	72	289	T34	
1957	69	68	70	75	282	T23	\$184.28
1958	72	72	65	72	281	T31	115.00
1959	72	67	70	69	278	T6	1,150.00
1963	74	71	73	76	294	T68	
					Total		\$1,449.28

WATSON, BUBBA (67.74)

Year	1st	2nd	3rd	4th	Total	Finish	Money
2006	73	72			145	CUT	
2008	66	68	67	66	267	T6	\$194,250.00
2009	66	68	70	63	267	T14	105,000.00
2010	65	68	67	66	266	1	1,080,000.00
2011	66	69	69	67	271	T38	27,000.00
2012	66	71	65	65	267	T2	528,000.00
2013	63	67	70	70	270	4	292,800.00
2014	67	72	67	68	274	T31	32,296.36
2015	62	67	68	67	264	1	1,152,000.00
2016	67	70	68	68	273	T25	47,226.66
2017	75	67			142	CUT	
2018	80	63	67	63	263	1	1,260,000.00
2019	69	66	73	71	279	T54	16,560.00
2020	69	68			137	CUT	
2021	66	66	68	73	273	T19	87,690.00
					Total		\$4,822,823.02

WATSON, DENIS (71.23)

Year	1st	2nd	3rd	4th	Total	Finish	Money
1981	69	70	70	71	280	T74	\$561.00
1983	71	66	74	69	280	T53	698.00
1984	69	73	68	77	28		

INDIVIDUAL RESULTS

WETTLAUFER, WARD (71.00)

Year	1st	2nd	3rd	4th	Total	Finish	Money
1959	71	70	68	75	284	T23	
							Total

WHALEY, SUZY (76.50)

Year	1st	2nd	3rd	4th	Total	Finish	Money
2003	75	78			153	CUT	
							Total

WHALLEY, ED (71.50)

Year	1st	2nd	3rd	4th	Total	Finish	Money
1957	66	68	75	77	286	T37	
							Total

WHALLEY, VINCENT (69.50)

Year	1st	2nd	3rd	4th	Total	Finish	Money
2021	69	70			139	CUT	
							Total

WHARTON, FRANK (70.50)

Year	1st	2nd	3rd	4th	Total	Finish	Money
1962	68	71	70	76	285	T37	\$80.00
1963	70	68	73	69	280	T10	1,250.00
1964	69	70	74	69	282	T42	
1965	72	70	69	70	281	T30	550.00
							Total

WHEATCROFT, STEVE (70.72)

Year	1st	2nd	3rd	4th	Total	Finish	Money
2007	68	71	74	68	281	T46	\$15,810.00
2010	67	72			139	CUT	
2012	74	62			136	W/D	
2015	75	68			143	CUT	
2016	72	71			143	CUT	
2017	67	72	75		214	83	11,832.00
2018	68	70	70	71	279	T61	14,910.00
							Total

WHEDON, W. (74.58)

Year	1st	2nd	3rd	4th	Total	Finish	Money
1955	75	73	80	76	304	T71	
1956	75	72	70	73	290	T60	
1958	74	76	73	78	301	68	
							Total

WHISMAN, GREG (71.17)

Year	1st	2nd	3rd	4th	Total	Finish	Money
1991	71	76			147	CUT	
1992	69	71	68	72	280	T15	\$14,525.00
							Total

WHITE, CARLTON (71.50)

Year	1st	2nd	3rd	4th	Total	Finish	Money
1981	71	72			143	CUT	
							Total

WHITE, MIKE (72.50)

Year	1st	2nd	3rd	4th	Total	Finish	Money
1980	73	72			145	CUT	
							Total

WHITT, DON (71.42)

Year	1st	2nd	3rd	4th	Total	Finish	Money
1955	71	76	74	78	299	T62	
1956	72	72	69	71	284	T37	
1958	70	68	66	69	273	T5	\$1,200.00
1959	69	69	73	72	283	T18	450.00
1962	76	67	75		218	W/D	
							Total

WHITTAKER, RON (71.25)

Year	1st	2nd	3rd	4th	Total	Finish	Money
1996	76	77			153	CUT	
2006	66	70	72	68	276	T21	\$39,160.00
2008	73	68			141	CUT	
							Total

WI, CHARLIE (69.85)

Year	1st	2nd	3rd	4th	Total	Finish	Money
2005	74	72			146	CUT	
2007	73	72			145	CUT	
2008	68	68	72	72	280	T66	\$12,480.00
2009	66	68	71	70	275	T51	13,965.00
2010	64	67	71	69	271	T21	60,000.00
2011	67	70			137	CUT	
2012	70	65	70	68	273	T24	49,800.00
2013	72	74			146	CUT	
2014	67	76			143	CUT	
							Total

WIEBE, MARK (70.15)

Year	1st	2nd	3rd	4th	Total	Finish	Money
1985	68	71	68	67	274	T10	\$14,400.00
1986	74	68	65	76	283	T62	1,498.00
1990	67	68	67	73	275	T36	4,406.25
1991	70	68	73	72	283	T62	2,120.00
1996	69	75			144	CUT	
1999	71	73			144	CUT	
							Total

WIECHERS, JIM (69.79)

Year	1st	2nd	3rd	4th	Total	Finish	Money
1968	74	68	71	70	283	T39	\$471.66
1970	71	69	69	72	281	T42	286.66
1971	69	71	70	70	280	T48	157.86
1973	65	66	69	66	266	T3	9,750.00
1975	71	71	70	73	285	T62	350.00
1976	68	71	71	70	280	T33	1,063.13
1977	71	67	70	71	279	T45	567.00
							Total

WILCOX, TERRY (70.75)

Year	1st	2nd	3rd	4th	Total	Finish	Money
1965	68	75	69	69	281	T30	\$550.00
1967	74	67	73	76	290	67	
1968	70	70	71	74	285	T43	171.66
1973	68	71	69	68	276	T44	603.34
							Total

WILCOX, WILL (70.25)

Year	1st	2nd	3rd	4th	Total	Finish	Money
2014	69	73			142	CUT	
2015	71	68			139	CUT	
							Total

WILKINSON, TIM (69.10)

Year	1st	2nd	3rd	4th	Total	Finish	Money
2004	67	71	74	64	276	T27	\$29,820.00
2008	67	71			138	CUT	
2014	66	68	67	70	271	T18	78,120.00
2015	71	70			141	141	CUT
2016	70	72			142	CUT	
2017	72	66	72	67	277	T43	19,869.60
2020	69	68			137	CUT	
							Total

WILLET, DANNY (69.50)

Year	1st	2nd	3rd	4th	Total	Finish	Money
2020	68	71			139	CUT	
							Total

WILLIAMS, CHRIS (69.25)

Year	1st	2nd	3rd	4th	Total	Finish	Money
2013	71	68	69	69	277	T30	\$32,584.00
							Total

WILLIAMS, HAROLD (72.25)

Year	1st	2nd	3rd	4th	Total	Finish	Money
1954	77	70	71	71	289	T50	
							Total

WILLIAMS, JIM (75.50)

Year	1st	2nd	3rd	4th	Total	Finish	Money
1960	76	75	78	73	302	T68	
							Total

WILLIAMS, LEE (72.00)

Year	1st	2nd	3rd	4th	Total	Finish	Money
2013	72	72			144	CUT	
							Total

WILLIAMSON, JAY (69.66)

Year	1st	2nd	3rd	4th	Total	Finish	Money
1995	71	70	74	69	284	T71	\$2,364.00
1996	71	70	73	73	287	T61	3,195.00
1997	72	69	68	71	280	T53	3,408.75
1999	68	74			142	CUT	
2000	71	68	70	68	277	T53	6,451.20
2001	66	72	70	65	273	T29	19,286.43
2002	70	75			145	CUT	
2003	72	66	65	74	277	T33	22,600.00
2004	68	71	67	71	277	T32	20,440.00
2006	72	75			147	CUT	
2007	66	66	67	66	265	2	648,000.00
2008	69	73			142	CUT	
2009	67	68	70	70	275	T51	13,965.00
2010	69	65	72	68	274	T42	21,000.00
2011	69	69			138	CUT	
							Total

WILLIS, GARRETT (70.21)

Year	1st	2nd	3rd	4th	Total	Finish	Money
2001	74	70			144	CUT	
2003	67	72	75	67	281	T52	\$9,280.00
2004	72	66	71	67	276	T27	29,820.00
2010	71	71			142	CUT	
2011	66	74			140	CUT	
							Total

WILSON, BRIAN (72.50)

Year	1st	2nd	3rd	4th	Total	Finish	Money
2001	71	74			145	CUT	
							Total

WILSON, CAMERON (74.00)

Year	1st	2nd	3rd	4th	Total	Finish	Money
2014	73	75			148	CUT	
							Total

WILSON, CHRIS (70.50)

Year	1st	2nd	3rd	4th	Total	Finish	Money
2010	73	68			141	CUT	
							Total

WILSON, DEAN (70.27)

Year	1st	2nd	3rd	4th	Total	Finish	Money
2003</							

INDIVIDUAL RESULTS

WOODWARD, LEN (72.00)

Year	1st	2nd	3rd	4th	Total	Finish	Money
1960	70	73	70	75	288	T55	
						Total	

WRENN, ROBERT (69.97)

Year	1st	2nd	3rd	4th	Total	Finish	Money
1985	75	68			143	CUT	
1986	68	75			143	CUT	
1987	71	70	70	70	281	T38	\$3,010.00
1989	68	66	73	69	276	T26	6,950.00
1990	70	66	70	65	271	T10	25,000.00
1991	70	70	69	71	280	T42	3,072.00
1992	73	69	67	72	281	T23	9,600.00
1993	75				75	W/D	
1996	68	71	71	69	279	T12	28,500.00
						Total	\$76,132.00

WRIGHT, BILL (72.50)

Year	1st	2nd	3rd	4th	Total	Finish	Money
1964	70	73	68	79	290	63	
						Total	

WRIGHT, CHASE (71.00)

Year	1st	2nd	3rd	4th	Total	Finish	Money
2019	73	69			142	CUT	
						Total	

WRIGHT, JIM (71.50)

Year	1st	2nd	3rd	4th	Total	Finish	Money
1964	72	72	70	72	286	T60	
						Total	

WULFF, THOMAS (70.00)

Year	1st	2nd	3rd	4th	Total	Finish	Money
1962	75	68	65	72	280	T15	\$740.00
						Total	\$740.00

WURTZ, MARK (71.20)

Year	1st	2nd	3rd	4th	Total	Finish	Money
1994	69	69	72	77	287	T64	\$2,532.00
1995	71	66	71	72	280	T51	2,824.00
1998	72	73			145	CUT	
						Total	\$5,356.00

WYATT, BOBBY (71.25)

Year	1st	2nd	3rd	4th	Total	Finish	Money
2014	72	68			140	CUT	
2017	69	76			145	CUT	
						Total	

WYNN, BOB (69.75)

Year	1st	2nd	3rd	4th	Total	Finish	Money
1971	67	71	70	73	281	T57	\$115.79
1974	68	64	71	70	273	3	14,200.00
1975	72	69	68	70	279	T34	988.57
1976	71	69	72	66	278	T21	1,995.00
1977	68	73	70	73	284	T73	
						Total	\$17,299.36

WYNN, MIKE (70.00)

Year	1st	2nd	3rd	4th	Total	Finish	Money
1972	75	66	69	77	287	T64	\$217.39
1973	70	67	68	68	273	T29	1,244.29
						Total	\$1,461.68

WYSONG, DUDLEY (70.26)

Year	1st	2nd	3rd	4th	Total	Finish	Money
1964	72	67	71	70	280	T28	\$562.50
1965	69	74	69	73	285	T55	
1966	72	64	70	70	276	T22	1,050.00
1967	70	67	67	73	277	T16	1,600.00
1968	74	69	74		217	W/D	
						Total	\$3,212.50

YANCEY, BERT (70.17)

Year	1st	2nd	3rd	4th	Total	Finish	Money
1964	66	67	71	71	275	T6	\$2,450.00
1965	71	71	68	68	278	T13	1,600.00
1966	70	71	73	70	284	T66	
1967	72	69	73	71	285	T47	220.00
1969	71	70	71	76	288	T70	160.00
1970	72	68	70	72	282	T51	173.92
1972	63	71	74	70	278	T18	1,351.87
1973	67	70	70	70	277	T50	470.00
1974	69	69	69	72	279	T33	949.09
						Total	\$7,374.88

YANCEY, CAMERON (71.50)

Year	1st	2nd	3rd	4th	Total	Finish	Money
2003	70	73			143	CUT	
						Total	

YANG, Y.E. (69.92)

Year	1st	2nd	3rd	4th	Total	Finish	Money
2008	70	71			141	CUT	
2009	65	71	70	69	275	T51	\$13,965.00
2012	71	71			142	CUT	
2013	73	68			141	CUT	
2014	70	70			140	CUT	
						Total	\$13,965.00

YATES, WAYNE (69.88)

Year	1st	2nd	3rd	4th	Total	Finish	Money
1968	70	69	68	72	279	T17	\$1,300.00
1971	71	67	71	71	280	T48	157.00
						Total	\$1,457.00

YEOMANS, GREG (77.50)

Year	1st	2nd	3rd	4th	Total	Finish	Money
2002	78	77			155	CUT	
						Total	

YOKOO, KANAME (70.25)

Year	1st	2nd	3rd	4th	Total	Finish	Money
2001	69	73			142	CUT	
2002	65	68	71	71	275	T20	\$41,714.28
2003	72	73			145	CUT	
						Total	\$41,714.28

YOUNG, KIM (71.70)

Year	1st	2nd	3rd	4th	Total	Finish	Money
1988	70	71			141	CUT	
1991	72	71			143	CUT	
1992	71	71	70	70	282	T26	\$6,665.00
1993	75	76			151	CUT	
						Total	\$6,665.00

YAN, ANDREW (73.50)

Year	1st	2nd	3rd	4th	Total	Finish	Money
2018	71	76			147	CUT	
						Total	

ZABRISKI, BRUCE (71.56)

Year	1st	2nd	3rd	4th	Total	Finish	Money
1984	72	74			146	CUT	
1986	75	69			144	CUT	
1988	70	67	74	72	283	T64	\$1,470.00
1992	71	69	77	73	290	T73	1,910.00
1993	74	69	72	67	282	T30	5,812.50
						Total	\$9,192.50

ZABACK, ZACH (73.00)

Year	1st	2nd	3rd	4th	Total	Finish	Money
2017	76	70			146	CUT	
						Total	

ZACCAGNINO, PETE (77.75)

Year	1st	2nd	3rd	4th	Total	Finish	Money
1955	80	75	83	78	316	77	
1958	71	78	78	79	306	70	
						Total	

ZACKHEIM, ELI (72.50)

Year	1st	2nd	3rd	4th	Total	Finish	Money
2004	70	75			145	CUT	
						Total	

ZARLEY, KERMIT (69.18)

Year	1st	2nd	3rd	4th	Total	Finish	Money
1964	71	72	68	65	276	T8	\$1,750.00
1965	72	70	69	71	282	T37	350.00
1966	69	70	66	68	273	T9	2,620.00
1969	69	69	68	69	275	T13	1,700.00
1977	65	68	73	65	271	T9	5,460.00
1979	71	69	68	68	276	T20	3,026.25
1980	75				75	W/D	
1982	65	70	74		209	DQ	
						Total	\$14,906.25

ZBIKOWSKI, ROBERT (72.50)

Year	1st	2nd	3rd	4th	Total	Finish	Money
1956	72	75	71	72	290	T60	
						Total	

ZEMBRISKI, WALTER (70.00)

Year	1st	2nd	3rd	4th	Total	Finish	Money
1967	69	74	68	69	280	T28	\$737.50
						Total	\$737.50

ZENDER, BOB (70.21)

Year	1st	2nd	3rd	4th	Total	Finish	Money
1972	72	68	74	71	285	T60	\$217.39
1975	67	74	69	68	278	T30	1,270.00
1978	69	70	69	71	279	T53	467.33
1980	66	75			141	CUT	
						Total	\$1,954.72

ZHANG, XINJUN (71.00)

Year	1st	2nd	3rd	4th	Total	Finish	Money
2018	70	75			145	CUT	
2020	68	71			139	CUT	
						Total	

ZIEGLER, LARRY (

PGA TOUR MEDIA REGULATIONS



PGA TOUR MEDIA REGULATIONS

These Media Regulations establish the terms by which a media outlet and its representatives may request, receive and use credentials to access PGA TOUR tournaments for news and editorial purposes. These Media Regulations form a binding contract between PGA TOUR, Inc. (“PGA TOUR”), a Media Outlet and its Credential Holders (as defined below). In consideration of receiving credentials from PGA TOUR under these Media Regulations, each Media Outlet and its Credential Holders accept and agree to these Media Regulations.

SECTION I. GENERAL TERMS

1. PGA TOUR Holds Exclusive Media Rights. PGA TOUR holds the exclusive right to provide media outlets and their representatives with access to Tournaments. All media rights in and to Tournaments, including rights to all forms of audio, video and photography, are held exclusively by PGA TOUR. For purposes of these Media Regulations, “Tournaments” means all sanctioned tournaments on the PGA TOUR, PGA TOUR Champions, Korn Ferry Tour, PGA TOUR Latinoamérica, Mackenzie Tour – PGA TOUR Canada and PGA TOUR China (the “Tours”), including the competition, practice rounds (including pro-ams), qualifiers, practice areas, hospitality areas and all surrounding events and areas at the tournament site(s) on all tournament days (typically Monday - Sunday). A “Media Day” preceding the week of a Tournament will also be a considered part of the Tournament for purposes of these Media Regulations, unless otherwise specifically set forth in these Media Regulations.

2. Overview of Credentials. PGA TOUR issues credentials under these Media Regulations solely to approved individuals (“Credential Holders”) representing an approved media outlet (“Media Outlet”). A credential authorizes a Credential Holder, on a temporary and conditional basis, to access a Tournament on behalf of his/her Media Outlet and collect and distribute certain content for news and editorial purposes in accordance with these Media Regulations. Credentials are issued either for a specific Tournament (e.g., to a local outlet) or on a season-long basis.

3. Credential Requests. Credential requests for Tournaments (including Media Days) must be submitted by a Media Outlet for its desired Credential Holders through PGA TOUR’s credentialing system. Credential requests from a Media Outlet must include the following information:

- a. Media Outlet.** The name of the Media Outlet.
- b. Credential Holder(s).** The individual name(s) of the Media Outlet’s desired Credential Holders.
- c. Competition Photography.** The name of each Credential Holder, if any, that desires to be credentialed as a “Competition Photographer” (for purposes of having the permission set forth in Section II.5.a below).

4. Credential Approvals. PGA TOUR reserves sole discretion to approve or deny a credential request in whole or in part. If PGA TOUR approves a credential request, PGA TOUR will record the approval in its credentialing system and issue a credential to the approved Credential Holder, setting forth the name of the Credential Holder, his/her Media Outlet and whether the Credential Holder is a Competition Photographer. To receive an issued credential, each Credential Holder and his/her Media Outlet must accept and agree to the approved terms of the credential and these Media Regulations in PGA TOUR’s credentialing system.

5. Areas of Access. The specific areas of a Tournament site that each Credential Holder may access are determined on a Tournament-by-Tournament basis. Access to certain areas is limited (e.g., “inside the ropes” and locker room). A Credential Holder may access on-site areas only as permitted by PGA TOUR for the relevant Tournament.

6. News and Editorial Use Only. A Media Outlet and its Credential Holders may use information and other content collected at a Tournament pursuant to these Media Regulations solely in the Media Outlet’s news and editorial coverage of the relevant Tournament and/or Tour. Such information and other content: (a) may not be used in any commercial manner (without limiting the sale of non-targeted, standard advertisements on an Approved Platform (as defined in Section II.1 below)); (b) may not be used to imply an official, marketing, endorsement or sponsorship relationship with PGA TOUR or any other Tour, Tournament or player; and (c) may not be sold, distributed, syndicated or licensed to third parties (except pursuant to Section IV.2 below).

7. Integrity and Gambling. To protect the integrity of PGA TOUR and/or Tournament competitions, a Media Outlet and/or Credential Holder shall not capture, collect, distribute or provide to any third party any results, data, content or information at or from a Tournament, or use, distribute or provide to any third party any data provided by PGA TOUR under these Media Regulations, for purposes of or in connection with any gambling, gaming, daily fantasy or similar activity (“Gambling”) unless permitted pursuant to a separate agreement with PGA TOUR. Further, a Media Outlet and/or Credential Holder shall not provide Inside Information (as defined below) to any third party that he or she knew would be used, or should have known would be used, for Gambling on a Tournament. Within these Media Regulations, “Inside Information” means information relating to a Tournament (e.g., the health of a player, the conditions of a course, etc.) that is not publicly available and that a Credential Holder knows due to his or her access to a Tournament under these Media Regulations. However, this Section 7 does not prohibit a Media Outlet and/or Credential Holder from publicly disclosing information and other content collected by the Credential Holder at a Tournament in the course of the Media Outlet’s news and editorial coverage of the relevant Tournament from a Gambling perspective (e.g., publicly analyzing a player’s current form in publicly recommending Gambling picks for a Tournament). In addi-

PGA TOUR MEDIA REGULATIONS

tion, a Credential Holder should not ask PGA TOUR players or caddies questions that would reasonably be expected to lead to a player violating or discussing a violation of the PGA TOUR Integrity Program Manual, which prohibits players from betting on a professional golf event or providing Gambling tips or analyses for a professional golf event, among other things. PGA TOUR will provide the Credential Holder with a copy of the PGA TOUR Integrity Program Manual upon request.

8. Revocation of Credentials. PGA TOUR reserves sole discretion to revoke credentials issued under these Media Regulations, and/or the approved terms of a specific credential, in whole or in part at any time.

SECTION II. CONTENT AND PLATFORMS

1. Approved Platforms. Within these Media Regulations, “Approved Platforms” means, with respect to each Media Outlet: (a) the official publications, television channels, websites, software applications (“apps”) and social media accounts that are operated by the Media Outlet and branded with the brand of the Media Outlet; and (b) the personal social media accounts of the Media Outlet’s Credential Holders (e.g., a reporter’s personal Twitter account); provided, however, that such personal accounts may be used solely in the course of a Credential Holder representing his/her Media Outlet under these Media Regulations to complement the Media Outlet’s news and editorial coverage of the relevant Tournament and/or Tour. PGA TOUR may revoke the rights set forth in these Media Regulations with respect to one or more Approved Platforms of a Media Outlet in whole or in part at any time in its sole discretion.

2. Information and Data.

a. Collection of Information. A Credential Holder may collect information at Tournaments and report such information via Approved Platforms as part of his/her Media Outlet’s news and editorial coverage of the relevant Tournament and/or Tour, subject to the terms and conditions of these Media Regulations.

b. Use of Data. Any and all feeds of scoring data, statistical information and other data provided by PGA TOUR to a Media Outlet and/or its Credential Holders at a Tournament are provided solely to enhance the Media Outlet’s news and editorial coverage of the Tournament under these Media Regulations (and subject to Section II.9 below). Such data feeds may not be distributed by a Media Outlet and/or Credential Holder in whole or in part unless a separate data license agreement is entered into with PGA TOUR.

3. Video.

a. Commentary / Interviews / Press Conferences. A Credential Holder may capture video of (i) commentary by the Credential Holder in the Media Center (e.g., “stand-up” Tournament updates), (ii) one-on-one interviews by the Credential Holder in the Media Center and any “flash” interview areas designated by PGA TOUR staff, and (iii) interviews organized by PGA TOUR Staff in the Media Center interview room and/or in “flash” interview areas (e.g., “press conferences”). A Credential Holder and/or his/her Media Outlet may distribute such video on a live and/or delayed basis via Approved Platforms. A Credential Holder may not capture video of practice or competition rounds, including any activity on the golf course or in the practice areas, unless permitted under the immediately following paragraph.

b. Practice Areas / Highlights. A Credential Holder, if and only if representing a Media Outlet that owns and operates a linear, 24x7x365 channel distributed via free-to-air, cable, satellite, IPTV and/or OTT platforms that is an Approved Platform, may capture video of interviews from the practice areas and highlights of practice and competition rounds. Such video: (i) may solely be captured for and used in a regularly scheduled news program on such linear channel (and simulcast via the Media Outlet’s digital platforms that are Approved Platforms where such linear channel is simulcast on a 24x7x365 basis); (ii) may not be in excess of three (3) minutes in the aggregate per day from each Tour; and (iii) may not be distributed in any geographic market until PGA TOUR’s broadcaster(s) of the Tournament in such geographic market has concluded its telecast of that day’s live or initial air coverage.

4. Audio. A Credential Holder may capture audio of (a) commentary by the Credential Holder in the Media Center (e.g., “stand-up” Tournament updates), (b) one-on-one interviews by the Credential Holder in the Media Center and any “flash” interview areas designated by PGA TOUR staff and (c) interviews organized by PGA TOUR Staff in the Media Center interview room and/or in “flash” interview areas (e.g., “press conferences”). The Credential Holder and/or his/her Media Outlet may distribute such audio on a [live] and/or delayed basis via Approved Platforms. A Credential Holder may not capture “play-by-play” or similar audio descriptions of practice or competition rounds, including any activity on the golf course or in the practice areas.

5. Photography.

a. Competition Photographers. If a Credential Holder is credentialed as a Competition Photographer, he/she may capture photographs on all Tournament days throughout the Tournament site, including of competition.

b. Non-Competition Photographers. If a Credential Holder is not credentialed as a Competition Photographer:

i. Practice Days. On practice days (typically Monday – Wednesday), the Credential Holder may capture photographs throughout the Tournament site, including of practice areas and practice rounds.

ii. Competition Days. On competition days (typically Thursday – Sunday), the Credential Holder may capture photographs solely of the practice areas, in the Media Center and designated interview areas and of non-competition areas of

PGA TOUR MEDIA REGULATIONS

the Tournament site (e.g., hospitality areas).

c. Distribution. A Credential Holder and/or his/her Media Outlet may distribute photographs captured at a Tournament solely via Approved Platforms. Such photographs may not be used with real-time or near real-time information or sequenced to create a “shot by shot” or “hole by hole” account of the day’s play, nor may photos be sequenced in such a way as to approximate video.

6. Drone Use. Drones (or unmanned aircraft systems) may not be used at PGA TOUR-sanctioned tournaments (across all PGA TOUR-operated tours) at any time during tournament week, including on practice round days, without the written approval of PGA TOUR. PGA TOUR will consider requests to fly drones at tournaments on a case-by-case basis. PGA TOUR expects to approve drone flights at tournaments only in limited circumstances where flights may be conducted safely, in accordance with FAA rules (e.g., not over people) and without any disruption to the competition. Each request to fly a drone during tournament week must be submitted no later than Monday of the week prior to the tournament to PGA TOUR electronically via the following link: <https://registrations.pgatourhq.com/forms/onsitecontent>.

7. Media Days. On Media Days, a Credential Holder may capture video and/or audio of commentary by the Credential Holder, press conferences and interviews by the Credential Holder, and special events at Media Days (e.g., clinics, promotions, etc.). A Credential Holder and/or his/her Media Outlet may distribute such video and/or audio on a live and/or delayed basis via Approved Platforms. Each Credential Holder (whether a Competition or Non-Competition Photographer) may capture photographs of all Media Day activities and distribute such photographs through Approved Platforms as set forth in Section II.5.c immediately above.

8. Timing of Content Distribution. Audio, video, and photos captured at Tournaments may be used and posted in Approved Platforms until (and not after) forty-eight (48) hours following the conclusion of the applicable Tournament. If audio, video, or photos are used or posted in Approved Platforms prior to such deadline, the Media Outlet and/or Credential Holder will not be required to take down such audio, video, or photos after such deadline unless PGA TOUR requests.

9. Archiving and Aggregation. A Media Outlet and/or Credential Holder may not archive, compile or aggregate content collected and captured at a Tournament pursuant to these Media Regulations, including without limitation for purposes of a gallery, program, show, product or service covering PGA TOUR, any other Tour(s) and/or Tournament(s).

10. No Real-Time Coverage. A Media Outlet and/or Credential Holder’s coverage of a Tournament from on site on any platform may not purport to be, approximate or serve as a substitute for play-by-play, hole-by-hole or real-time coverage of a Tournament via PGA TOUR’s official or licensed platforms, as determined by PGA TOUR.

11. Promotion of Coverage. A Media Outlet and/or Credential Holder may not advertise, market, promote or imply the offering of “live” coverage of Tournament action (practice or competition) under these Media Regulations.

12. Ownership. As a condition to receiving credentials hereunder and being provided with access to a Tournament, each Media Outlet and Credential Holder acknowledges and agrees that PGA TOUR is the sole owner of all rights, including all copyrights, in and to all audio and video captured at a Tournament (of golf action or otherwise). Each Media Outlet and Credential Holder hereby assigns to PGA TOUR all such rights, provided that each Media Outlet and Credential Holder is hereby authorized to use such audio and video as expressly permitted under these Media Regulations. At PGA TOUR’s request, each Media Outlet and Credential Holder will execute any further documentation reasonably requested and provided by PGA TOUR to effect PGA TOUR’s ownership of such audio and video. Further, at PGA TOUR’s request, each Media Outlet and Credential Holder will provide PGA TOUR with copies of all such audio and video, and all photography it/he/she captured at a Tournament, at PGA TOUR’s cost and expense.

13. Credits. Uses of video pursuant to these Media Regulations, where reasonably practicable and customary, shall be made with a courtesy credit to PGA TOUR.

14. Takedowns. PGA TOUR may issue and/or request takedowns of content captured at a Tournament as applicable in the event of any violation of these Media Regulations. Each Media Outlet and Credential Holder agrees to promptly comply with any such request.

15. Other Content and Platforms. Content and platforms not specifically addressed in these Media Regulations, including virtual and augmented reality, may not be captured at a Tournament or used by a Media Outlet and/or Credential Holder unless set forth in a separate written agreement with PGA TOUR.

SECTION III. ON-SITE CONDUCT GUIDELINES

1. General Conduct Guidelines. For all Credential Holders:

a. A Credential Holder must present his/her credentials upon entry to a Tournament, at all relevant access points within a Tournament and at the request of PGA TOUR or Tournament staff.

PGA TOUR MEDIA REGULATIONS

b. A Credential Holder must follow the directions and instructions of PGA TOUR and Tournament staff while present at a Tournament pursuant to these Media Regulations.

c. All media recording devices and other equipment must be noise free at all times.

d. The use of carts by a Credential Holder is prohibited.

2. Positioning Guidelines. For all Credential Holders:

a. Only a Credential Holder with an inside the ropes credential is permitted inside the ropes at any time. Further, a Credential Holder must hold an inside the ropes credential for the relevant Tournament day.

b. A Credential Holder with an inside the ropes credential: (i) must remain within an arm’s length from the ropes, so as to blend into the gallery and appear to be part of the gallery at all times; and (ii) is not permitted on the teeing ground unless express written permission has been granted by PGA TOUR.

c. A Credential Holder may not position himself/herself in the line of play. If requested to move by a player, caddie or PGA TOUR or Tournament staff, a Credential Holder must do so without delay or discussion. A Credential Holder should position him/herself outside of the reasonable line of sight of PGA TOUR broadcasters.

3. Interview Guidelines. For all Credential Holders:

a. Use of interviews must be limited to the person being interviewed.

b. A Credential Holder must clearly request, and the player must clearly grant permission, for audio and/or video of an interview to be recorded. The Credential Holder is responsible for providing evidence of such permission at the request of PGA TOUR and/or the interviewee.

c. Players are not to be distracted or interrupted for interviews (or any other purpose) during practice or play on any day of a Tournament.

d. Interviews are permitted in the practice areas only if the interview is conducted by prior arrangement with the player, outside the hitting area and not where it could be distracting to other players.

e. On competition days, interviews may be conducted only after the conclusion of the player’s round (i.e., after the player has signed his scorecard), unless a prior arrangement is made a pre-round interview. A Credential Holder is not allowed in the scoring area. PGA TOUR staff will seek to make requested and leading players available each day in a designated interview area (typically, near the scoring area and/or in the Media Center).

4. Photography Guidelines. For all Credential Holders (i.e., for Competition and Non-Competition Photographers):

a. Silent photography equipment must be used when taking a picture during a player’s swing at any time.

b. Players may not be asked to pose during practice sessions (i) before a practice or competition round except by prior arrangement with the player or (ii) during a practice or competition round under any circumstances.

5. Locker Room Guidelines. Only Credential Holders specifically credentialed for locker room access are permitted in the locker room. For such permitted Credential Holders:

a. Live reporting, video recording and photography are not permitted in the locker room.

b. Audio recording is permitted in the locker room, subject to the following terms and conditions:

i. Audio interviews in the locker room are for a Credential Holder’s reference only. The audio may not be distributed to the public or any third party or used for any other purpose.

ii. Audio may be recorded in the locker room solely for one-on-one player interviews (with express permission).

iii. A Credential Holder must make other players in the vicinity aware that an interview is being recorded.

iv. PGA TOUR staff may designate an area within the locker room for the purpose of conducting interviews.

c. During weather delays, a Credential Holder is not permitted in the locker room. If possible, PGA TOUR staff will make players available for interviews during weather delays in designated interview area(s).

SECTION IV. MISCELLANEOUS TERMS

1. Use of PGA TOUR and Tournament Trademarks. Each Media Outlet is authorized to use the names, logos and other trademarks of PGA TOUR and Tournaments solely in its news and editorial coverage of a Tournament and/or Tour pursuant to these Media Regulations. The use of such trademarks must be in accordance with PGA TOUR’s and Tournaments’ brand guidelines and instructions from time to time. Such trademarks: (a) may not be used in any commercial manner; and (b) may not be used to imply an official, marketing, endorsement or sponsorship relationship with PGA TOUR or any other Tour or a Tournament.

2. Commercial Uses. If a Media Outlet and/or Credential Holder desire to use information or other content collected by them pursuant to these Media Regulations, any archival footage or content of PGA TOUR or any trademark of PGA TOUR or a Tournament for any commercial or promotional purpose, please contact PGA TOUR. Any such usage, if permitted, must be set forth in a separate license agreement. These Media Regulations do not apply to, and credentials will not be issued under these Media Regulations to, equipment manufacturers, sponsors and other commercial entities.

PGA TOUR MEDIA REGULATIONS

3. Wire Services. A Media Outlet recognized by PGA TOUR as an established wire and news distribution service (e.g., AP) may distribute the information and other content collected by its Credential Holders under these Media Regulations to third party media organizations in the ordinary course of its business. Such third party media organizations may use such information and other content solely for their news and editorial coverage on the same terms and conditions applicable to Media Outlets under these Media Regulations. Each wire and news distribution service will be responsible for the compliance of its third party media organizations with the terms and conditions of these Media Regulations. No Media Outlet or Credential Holder may otherwise transfer, sell or license the information or other content collected by it/him/her pursuant to these Media Regulations.

4. Assumption of Risk and Release of Liability. As a condition to receiving credentials under these Media Regulations, each Media Outlet and Credential Holder acknowledges and assumes all risks and dangers incidental to the game of golf and attending a Tournament, known and unknown, and hereby releases PGA TOUR, the Tournament, the host organization, the host site, all sponsors, all players, volunteers and their respective affiliates, officers, directors, managers, members, employees and agents from any and all liabilities, damages and losses, including property damage, personal injury and death, resulting from its/his/her attendance of a Tournament to the fullest extent permitted under applicable law.

5. Indemnification. Each Media Outlet and Credential Holder shall indemnify, defend and hold harmless PGA TOUR, Tournaments, host organizations, host sites, sponsors, players and their respective affiliates, officers, directors, managers, members, employees, volunteers and agents from and against any and all liabilities, damages, injuries, claims, suits, judgments, causes of action and expenses (including reasonable attorneys' fees) suffered or incurred by any of them as a result of any breach of these Media Regulations, negligence or willful misconduct by or of, for purposes of the Media Outlet's obligation, the Media Outlet or any of its Credential Holders, or, for purposes of a Credential Holder's obligation, such Credential Holder.

6. Use of Likeness. Each Credential Holder grants permission to PGA TOUR and its affiliates, licensees, distributors and media partners to utilize his/her image and likeness as appearing incidentally in any live or recorded television or other transmission or reproduction in whole or in part of any Tournament.

7. Interpretation, Modification and Enforcement. PGA TOUR may interpret, modify, update, replace and enforce these Media Regulations at any time in its sole discretion. These Media Regulations are not intended to and do not serve as a waiver of any intellectual property or other rights of PGA TOUR.

8. Reservation of Rights. PGA TOUR reserves all rights not expressly granted to a Media Outlet and/or Credential Holder under these Media Regulations.

9. No Transferability. These Media Regulations, and each credential issued hereunder, may not be transferred, conveyed or assigned by a Media Outlet or Credential Holder.

10. Entire Agreement. These Media Regulations constitute the entire agreement among PGA TOUR, a Media Outlet and its Credential Holders with respect to the matters covered in these Media Regulations and shall supersede all prior written, oral, or implied understandings among them with respect to such matters. Any other terms or conditions proposed by a Media Outlet or Credential Holder are hereby rejected.

11. Governing Law; Venue. These Media Regulations will be construed and enforced according to the laws of the State of Florida, without regard to conflicts of law principles. Each party irrevocably submits to the exclusive jurisdiction of the courts of St. Johns County in the State of Florida and the federal courts of the United States of America located in Jacksonville, Florida for any action or proceeding arising out of or related to these Media Regulations.

12. Acceptance of Media Regulations. By using a credential, each Credential Holder and his/her Media Outlet accepts and agrees to the approved terms of the credential and these Media Regulations (in the event the Credential Holder and/or Media Outlet has not already accepted and agreed).

13. Questions. Please contact the PGA TOUR Communications Department with any questions regarding these Media Regulations.

