



TRAVELERS CHAMPIONSHIP

**Russell Knox
2016 Champion**



MEDIA GUIDE

MONDAY-SUNDAY | June 19-25, 2017

TPC River Highlands, Cromwell, CT

TRAVELERSCHAMPIONSHIP.COM



TABLE OF CONTENTS

WELCOME

| | |
|------------------------------|---|
| Welcome from Travelers | 2 |
| Welcome from Governor Malloy | 3 |
| Schedule of Events | 4 |
| Media Information | 5 |

TRAVELERS CHAMPIONSHIP INFORMATION

| | |
|---|----|
| Quick Facts | 7 |
| Spectator Information | 8 |
| About Travelers | 11 |
| Fundraising Programs | 12 |
| Charitable Focus | 13 |
| Nathan Grube, Tournament Director | 14 |
| Past Tournament Chairs | 15 |
| Past Honorary Tournament Chairs | 16 |
| Greater Hartford Community Foundation, Inc. | 18 |
| Volunteer Executive Committee | 20 |
| Tournament Staff | 21 |

TPC RIVER HIGHLANDS

| | |
|---------------------|----|
| Practice Facility | 23 |
| TPC River Highlands | 24 |

TOURNAMENT STATISTICS AND RECORDS

| | |
|---------------------------------|----|
| Tournament Champions | 27 |
| Scoring Averages by Round | 28 |
| Records | 29 |
| Tournament Playoffs | 31 |
| The Umbrella at 15 ½ | 33 |
| Connecticut Section PGA | 34 |
| Holes-In-One | 35 |
| Top Career Tournament Earnings | 36 |
| Purse & Points Distribution | 37 |
| Purse History | 38 |
| Oldest-Youngest PGA TOUR Events | 39 |

TOURNAMENT RESULTS

| | |
|-----------------------------|----|
| 2016 Champion: Russell Knox | 41 |
| 2016 Tournament Results | 43 |
| Past Tournament Results | 46 |

INDIVIDUAL RESULTS 111

PGA TOUR MEDIA REGULATIONS 277

WELCOME FROM TRAVELERS

On behalf of everyone at Travelers, welcome to the 2017 Travelers Championship!

We are thrilled to have some of the best golfers in the world competing at TPC River Highlands. Each year we make

Connecticut's PGA TOUR event bigger, better and more exciting than before. While it will be tough to match Russell Knox's dramatic victory or Jim Furyk's historic round of 58, we're confident that this year's tournament will be another unforgettable week.



The 2016 Travelers Championship was a very personal one. Jay Fishman, formerly our Executive Chairman of the Board and Chief Executive Officer, passed away less than two weeks after the conclusion of the tournament. Inspired by Jay's brave fight, we focused last year on raising awareness for amyotrophic lateral sclerosis (ALS), designating the Hospital for Special Care in New Britain, Connecticut, as the primary beneficiary of the tournament. We also generated an additional \$1.3 million from a benefit dinner held during tournament week, with proceeds going to the Bruce Edwards Foundation for ALS Research.

Jay's passion for the Travelers Championship was extraordinary, and we are grateful for the vision he had in making this one of the best stops on the PGA TOUR. Our team shares that passion, and we strive to improve every aspect of the tournament every year.

Giving back continues to be a driving force on the PGA TOUR. We are proud of what the Travelers Championship has been able to accomplish in the community. This event not only serves as a platform for raising visibility for many worthy charitable organizations, but with 100 percent of net proceeds going to local charities every year, it also provides many of them with significant financial support.

The Hole in the Wall Gang Camp will return to its role as primary beneficiary this year. Founded in 1988 by Paul Newman, The Hole in the Wall Gang Camp is based in Ashford, Connecticut, and provides medically supervised summer camps and hospital outreach programs free of charge to children with serious illnesses. We're proud of our longstanding relationship with the Camp, and we're pleased to support the inspiring work they do.

Thanks to you, the fans, sponsors and the PGA TOUR, this event has generated nearly \$13 million for more than 600 nonprofit organizations in the community since Travelers became title sponsor in 2007. That includes \$2.8 million being raised for charity in 2016, the most in Travelers Championship history. Almost \$36 million has been passed along to worthy causes since the tournament began in 1952.

Thank you for telling the incredible story of the Travelers Championship, its world-class golf and the tremendous charities it benefits. We value your partnership and appreciate all of the work you do to cover the tournament. If there is anything we can do to enhance your experience, please let us know.

Sincerely,

Alan Schnitzer
Chief Executive Officer

Andy Bessette
Executive Vice President &
Chief Administrative Officer

WELCOME FROM GOVERNOR MALLOY

Dear Friends,

On behalf of the State of Connecticut, I'd like to extend a warm welcome to all the PGA TOUR players, their caddies and families, volunteers, media, sponsors and fans attending the 2017 Travelers Championship. We're glad you're here, and hope you'll have a wonderful experience.



Celebrating its 65th anniversary, the Travelers Championship is the largest professional sporting event in Connecticut, bringing thousands of golf fans to the region and generating an economic impact of approximately \$28 million each year. Because of the unwavering leadership from Travelers and the continued support of so many other local sponsoring businesses, the Travelers Championship has been able to financially assist more than 600 worthy charities and organizations in our area, generating nearly \$13 million to charity since 2007. That's a large investment, making a big difference.

Thanks to the television coverage on Golf Channel, CBS, and other global networks in more than 200 countries, the Travelers Championship presents the great state of Connecticut to a national and worldwide audience. From the shots of downtown Hartford to the boats on the Connecticut River and coverage from the blimp high overhead during tournament week, viewers will see clearly the beauty and benefits Connecticut has to offer.

I thank you for making the Travelers Championship part of your life, because it's been a big part of ours. I'm looking forward to this year's competition. Good luck to all involved. You have my best wishes for a successful tournament.

Sincerely,

A handwritten signature in black ink that reads "Dannel P. Malloy".

Dannel P. Malloy
Governor

TRAVELERS CHAMPIONSHIP

JUNE 19-25, 2017

TPC RIVER HIGHLANDS | CROMWELL, CT

TOURNAMENT WEEKLONG EVENTS

Farmington Bank Kids Zone

MetroHartford Alliance Fan Zone

Military Appreciation presented by Trinity Health Of New England

Free Veterans Admission Program

sponsored by Bear's Smokehouse BBQ

Operation Birdies presented by Kaman

MONDAY, JUNE 19

Opening Ceremony

Aetna Tournament Players Pro-Am

TUESDAY, JUNE 20

Farmington Bank Family Day

Operation Shower presented by ConnectiCare®

Eversource PGA TOUR Player Experience for Junior Golfers

WEDNESDAY, JUNE 21

Travelers Celebrity Pro-Am

Military Caddie Program presented by

Trinity Health Of New England

Farmington Bank Celebrity Mini Golf Tournament

GreatHorse Off-site Pro-Am

FedEx Junior Business Challenge

THURSDAY, JUNE 22

Travelers Championship First Round

Women's Day presented by Travelers

HYPE's Tee It Up for Charity

Liberty Bank Concert Series

featuring Drake White and The Big Fire

FRIDAY, JUNE 23

Travelers Championship Second Round

SATURDAY, JUNE 24

Travelers Championship Third Round

The First Tee of Connecticut Breakfast

Volunteer Party presented by Hartford HealthCare

Liberty Bank Concert Series

featuring Gin Blossoms

SUNDAY, JUNE 25

Travelers Championship Final Round

Pancreatic Cancer Research 18-Hole Stroll

Closing Ceremony

MEDIA INFORMATION

MEDIA CONTACTS

TARA GERBER

Travelers Championship
Office: 860-502-6815
Cell: 860-982-2063
tgerber@travelerschampionship.com

DAN MARTINEZ

Travelers Championship
Office: 860-502-6820
Cell: 860-965-0163
dmartinez@travelerschampionship.com

MATT BORDONARO

Travelers
Office: 860-277-7014
Cell: 860-202-3034
mbordona@travelers.com

MIKE WHITMER

Travelers
Office: 860-277-2010
Cell: 860-558-5311
mwhitmer@travelers.com

MEDIA CENTER

The Media Center is located across from the Clubhouse. Access to the building is limited to "Media Facility" credentials.

EQUIPMENT

Media have free use of our wireless internet, fax machines and copiers. Our Media Center is equipped with an open public Wi-Fi connection. In addition, there are multiple hard-wired Ethernet cords at each row located throughout the Media Center. Access to the Wi-Fi and Wired infrastructure are at your own risk.

SECURITY

Security will be at the Media Center 24 hours a day.

TRAVELERS CHAMPIONSHIP & PGA TOUR PRESS CONTACTS

For information about a player, check with the volunteers at the Registration Desk or with the PGA TOUR Media Official in the Media Center. Our volunteers and staff can also provide you with information on the Travelers Championship and will be happy to assist you in arranging interviews.

MEDIA DINING

Media Dining is located adjacent to the Media Center and will be available during tournament hours.

www.TravelersChampionship.com



TRAVELERS CHAMPIONSHIP



Travelers Championship
Information



CHAMPIONSHIP QUICK FACTS

Dates: June 19-25, 2017

Player Field: 156

Format: 72-Hole Stroke Play

The field will be cut to the low 70 and ties after 36 holes.

Purse: \$6.8 million

Winner's Share: \$1.224 million

FedExCup Points: 500 to the winner

Defending Champion: Russell Knox

Recent Champions: Bubba Watson (2015), Kevin Streelman (2014), Ken Duke (2013), Marc Leishman (2012), Fredrik Jacobson (2011), Bubba Watson (2010), Kenny Perry (2009), Stewart Cink (2008), Hunter Mahan (2007), J.J. Henry (2006), Brad Faxon (2005), Woody Austin (2004), Peter Jacobsen (2003), Phil Mickelson (2002 & 2001)

Course: TPC River Highlands

Par 35-35-70
6,841 yards

Charities: 100% of tournament net proceeds donated to regional charities

Television:

| | | |
|----------------|-------------------|---------------|
| Thursday, 6/22 | 3:30-6:30 p.m. ET | Golf Channel* |
| Friday, 6/23 | 3:30-6:30 p.m. ET | Golf Channel* |
| Saturday, 6/24 | 1-2:30 p.m. ET | Golf Channel* |
| | 3-6 p.m. ET | CBS** |
| Sunday, 6/25 | 1-2:30 p.m. ET | Golf Channel* |
| | 3-6 p.m. ET | CBS** |

* Simulcast on PGATOUR.COM, GolfChannel.com, NBCSports.com

** Simulcast on PGATOUR.COM, CBSSports.com

PGA TOUR Radio:

Thursday, 6/22 – Friday, 6/23

12-7 p.m. ET SIRIUS 208/XM 92/PGATOUR.COM

Saturday, 6/24 – Sunday, 6/25

1-6 p.m. ET SIRIUS 208/XM 92/PGATOUR.COM

Online:

PGA TOUR Live

| | |
|----------------|---------------------|
| Thursday, 6/22 | 7 a.m.-6:30 p.m. ET |
| Friday, 6/23 | 7 a.m.-6:30 p.m. ET |
| Saturday, 6/24 | 10 a.m.-6 p.m. ET |
| Sunday, 6/25 | 10 a.m.-6 p.m. ET |

TravelersChampionship.com



/TravelersChampionship



@TravelersChamp



@TravelersChamp



Snap using our filters
Thursday - Sunday

Tips for Attendees

All mobile devices will be allowed on site all week, but must be on silent and must be used in accordance with the posted Mobile Device Policy.

Cameras are allowed Monday - Wednesday.

No cameras are permitted Thursday - Sunday.

Gates open at 7 a.m. on Monday, Tuesday, Saturday, and Sunday; and at 6 a.m. from Wednesday through Friday.

SPECTATOR INFORMATION

TICKETS & PARKING PRICES

GENERAL ADMISSION

| | ADVANCE | | GATE | |
|----------------------|----------|----------------|---------|----------------|
| | Grounds | Senior Grounds | Grounds | Senior Grounds |
| Good-Any-One-Day | \$47.00 | \$42.00 | - | - |
| Good-Any-One-Day M-W | \$30.00 | - | - | - |
| Monday | \$15.00 | \$13.00 | \$20.00 | \$17.00 |
| Tuesday | \$15.00 | \$13.00 | \$20.00 | \$17.00 |
| Wednesday | \$30.00 | \$27.00 | \$35.00 | \$30.00 |
| Thursday | \$39.00 | \$34.00 | \$45.00 | \$39.00 |
| Friday | \$39.00 | \$34.00 | \$45.00 | \$39.00 |
| Saturday | \$43.00 | \$38.00 | \$49.00 | \$43.00 |
| Sunday | \$43.00 | \$38.00 | \$49.00 | \$43.00 |
| Weekly | \$145.00 | - | - | - |

MICHELOB ULTRA 19TH HOLE SPONSOR CLUB

| | ADVANCE | GATE |
|------------------|---------|---------|
| Good-Any-One-Day | \$95.00 | \$95.00 |
| Wednesday | \$60.00 | \$60.00 |
| Thursday | \$75.00 | \$75.00 |
| Friday | \$90.00 | \$90.00 |
| Saturday | \$90.00 | \$90.00 |
| Sunday | \$90.00 | \$90.00 |

AER LINGUS CHAMPIONS CLUB

| | ADVANCE | GATE |
|-----------|------------|----------|
| Wednesday | \$175.00 | \$175.00 |
| Thursday | \$250.00 | \$250.00 |
| Friday | \$275.00 | \$275.00 |
| Saturday | \$250.00 | \$250.00 |
| Sunday | \$275.00 | \$275.00 |
| Weekly | \$1,000.00 | - |

PARKING

| | ADVANCE | | GATE | |
|------------------|------------------|-----------------------|------------------|-----------------------|
| | Gold Lot (Lot B) | Red Lot (VIP Parking) | Gold Lot (Lot B) | Red Lot (VIP Parking) |
| Good-Any-One-Day | \$12.00 | \$22.00 | - | - |
| Monday | \$8.00 | \$18.00 | \$10.00 | \$20.00 |
| Tuesday | \$8.00 | \$18.00 | \$10.00 | \$20.00 |
| Wednesday | \$10.00 | \$20.00 | \$15.00 | \$25.00 |
| Thursday | \$10.00 | \$20.00 | \$15.00 | \$25.00 |
| Friday | \$10.00 | \$20.00 | \$15.00 | \$25.00 |
| Saturday | \$10.00 | \$20.00 | \$15.00 | \$25.00 |
| Sunday | \$10.00 | \$20.00 | \$15.00 | \$25.00 |

HOW TO PURCHASE TICKETS

To purchase tickets online, please visit TravelersChampionship.com.

To order tickets by phone, please call 888-401-8000.

PUBLIC PARKING INFORMATION

Ample parking for the general public is available daily on site in Gold Lot (Lot B). Red Lot (VIP Parking) is also available. Parking lots are filled on a first-come, first-served basis. If you arrive early, the walk is only a few minutes to the main gate.

For parking information and directions, please visit TravelersChampionship.com.

SECURITY POLICY

The Security Policy for both the PGA TOUR and the Travelers Championship has been updated to include mandatory screening of all patrons, sponsors, volunteers, media and vendors attending or working the event.

Officials are asking everyone to participate in making the event safe and enjoyable by being aware of their surroundings during their visit to a PGA TOUR event. Should a person see an activity that might be unusual or suspicious, they're urged to notify security personnel or a tournament official. Everyone is urged to keep a simple phrase in mind: "See something, say something."

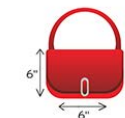
SPECTATOR INFORMATION

Since the safety and well-being of everyone is of the utmost importance, please adhere to standard tournament policies. Listed below is the outline of the policies and procedures that will be enforced at the Travelers Championship.

Bag Inspection

All items are subject to search. Item inspection will be performed at all admission gates.

The following bags are PERMITTED on tournament grounds:



Opaque Bags
Not to Exceed 6" x 6" x 6"



1-Gallon Clear,
Resealable Plastic Bag



Clear Tote Bags, Plastic,
Vinyl or Other Carry Items
Not to Exceed 12" x 6" x 12"



Medically Necessary and
Infant Diaper Bags

Prohibited Items:

The following items are PROHIBITED at the Travelers Championship and must be returned to your vehicle:



Clear Tote Bags, Plastic,
Vinyl or Other Carry Items
Larger than 12" x 6" x 12"
(In their natural state)



Camera Bags



Cameras (Thurs - Sun) &
Lens Larger than 6"
(Mon - Wed)



Selfie Sticks and GoPoles



Chair Bags



Opaque Bags
Larger than 6" x 6" x 6"
(In their natural state)



Backpacks



Video Cameras



Clear Backpack



Binocular Case



Tinted Plastic Bag



Lawn or Oversized Chairs



Knives, Firearms or
Weapons of Any Kind



Plastic, Metal or Glass
Cups, Cans or Containers



Posters, Signs, Banners
or Ladders



Printed Pattern Plastic Bag



Beverages or
Coolers of Any Kind



Seat Cushions with
Carrying Case or Pockets



Computers or Laptops



Mesh Synch Bag



Whistles, Horns or
Noise Makers



Fireworks, Laser Pointers
or Other Explosives



Pets (with the exception
of Service Animals)



Outside Food or
Beverage (Except for
Medical or Infant Needs)



Motorcycles, Mopeds,
Tricycles, Bicycles,
Skateboards or Hoverboards



Radios, TV's, or Other
Electronic Noise
Producing Items

Other prohibited items include:

Any other illegal substances or items deemed unlawful or dangerous by the PGA TOUR/Tournament Security Officials.

SPECTATOR INFORMATION

Permitted Items:

The following items WILL BE allowed at the Travelers Championship:



Opaque Bags
Not to Exceed 6" x 6" x 6"
(In their natural state)



1-Gallon Clear,
Resealable Plastic Bag



Clear Tote Bags, Plastic,
Vinyl or Other Carry Items
Not to Exceed 12" x 6" x 12"
(In their natural state)



Medically Necessary
and Infant Diaper Bags



Still Camera without Case &
Lens Smaller than 6"
(Mon - Wed)



Collapsible Chair
without Chair Bag



Mobile Phones, Tablets,
PDA's on Silent Mode
(Please see Mobile Device
Policy for more information)



Portable Radio
with Headset



Binoculars without Case



Umbrella without Sleeve



Infant Supplies
(Infant must be with Carrier)



Segways®, Motorized
Scooters or other personal
transportation device for
Mobility Aid

Metal Detection:

Everyone attending the tournament is subject to search at the entrances and on the course at any time.



An exception will be made for fans needing to bring medical supplies into the tournament. These medically necessary items will be permitted after proper inspection at one of the admission gates.

Mobile Device Policy:

Spectators are now allowed to take photos all week with their mobile devices throughout the golf course, except in areas of competition during official rounds or when requested by players, security and TOUR officials to refrain from taking a photo. Receiving or placing phone calls will remain limited to designated "Cell Phone Zones." As a reminder, cameras are NOT allowed during official rounds.

- Device must be on silent at all times.
- Calls may be placed or answered only in designated "Cell Phone Zones."
- Data use (e.g., texting, email, etc.) will be permitted outside of the designated areas.
 - Data use is not permitted when players are in position to compete (i.e., when QUIET PLEASE paddles are raised).
- Devices may not be used to capture audio/video at any time during tournament week.

NEW PHOTOGRAPHS WITH A MOBILE DEVICE

Monday through Wednesday

- Still photography of all areas is permitted.

Thursday through Sunday

- NO PHOTOS OF PLAYERS AS THEY EXECUTE A GOLF SHOT WITHIN ANY COMPETITION AREA
- Still photography of all areas is permitted.

At all times and places, you must refrain from taking photos if requested by tournament staff, security personnel, players or player representatives.

Failure by spectators to follow these policies will result in mobile device confiscation or removal of violators from the property.

ABOUT TRAVELERS

The Official Property Casualty Insurance Provider of the PGA TOUR, Travelers has been associated with the Travelers Championship since its inception in 1952, becoming title sponsor in 2007. The company remains committed to working closely with its tournament partners to make the Travelers Championship a best-in-class PGA TOUR event through active and engaged leadership, a focused charitable vision and by delivering a well-rounded experience for all fans and participants.

Travelers is a leading provider of insurance for auto, home and business, primarily available through independent insurance agents and brokers. The company has approximately 30,000 employees and is a component of the Dow Jones Industrial Average.

The company has been doing business in Connecticut for more than 150 years, and today has more than 7,000 employees in the state. Travelers is well known for its support of community and nonprofit organizations, and each year Travelers employees provide thousands of volunteer hours across our neighborhoods.



FUNDRAISING PROGRAMS

The Travelers Championship proudly supports the PGA TOUR's charitable initiative by donating 100% of net proceeds to charity. Since 1952, the tournament has generated more than \$35 million for charity. Birdies for Charity and Chip In for Charity have been two integral components of the money generated for charity each year.



BIRDIES FOR CHARITY

Birdies for Charity presented by CohnReznick LLP is an opportunity for nonprofit organizations to solicit pledges based on the number of birdies made during tournament week at the Travelers Championship. The program gives you the opportunity to turn birdies into money for the charity of your choice. Each organization that raises money through the Birdies for Charity program will receive a 15 percent bonus on top of the pledges collected. For example, an organization that raises \$2,000 will receive \$2,300.

www.travelerschampionship.com/birdies-for-charity



CHIP IN FOR CHARITY

The Chip In for Charity program allows an individual or group to sell general admission tickets to the 2017 Travelers Championship for \$28, a 40% discount off of the gate ticket price. Ticket buyers obtain a discounted ticket and the organization raises \$14 per ticket sold – it's a win-win for everyone.

www.travelerschampionship.com/chip-in-for-charity

CHARITABLE FOCUS

The primary beneficiary of the 2017 Travelers Championship will be The Hole in the Wall Gang Camp. Founded in 1988 by Paul Newman, The Hole in the Wall Gang Camp provides “a different kind of healing” to more than 25,000 seriously ill children and family members annually – all completely free of charge. For many of these children and families, Hole in the Wall provides multiple camp experiences throughout the year.

Each summer, Hole in the Wall provides weeklong camp experiences at its facility in Ashford, Connecticut, that seamlessly incorporate round-the-clock medical care so that campers can participate in horseback riding, fishing, archery and other activities. In the process, the campers discover that they can do more than they ever thought possible while also forming friendships with other children facing similar challenges. Throughout the rest of the year, the Camp hosts family weekends, makes daily hospital outreach visits in more than 40 locations throughout the Northeast and delivers programming right to camper homes and hometowns.

“Over the years, the unwavering support of the Travelers Championship and its title sponsor Travelers has allowed The Hole in the Wall Gang Camp to significantly expand the scope of its programming and its service reach, sharing Paul Newman's dream of ‘a different kind of healing’ with more seriously ill children and their families,” said Hole in the Wall CEO Jimmy Canton. “We are deeply grateful for all those involved in making the Travelers Championship a true champion for charities throughout the region.”



a seriousfun camp



Together, anything's possible.

TOURNAMENT DIRECTOR

NATHAN GRUBE

Nathan has been the Executive Director of the Greater Hartford Community Foundation, Inc. and the Tournament Director of the Travelers Championship, Connecticut's PGA TOUR event, for 12 years. During this time, the tournament has generated more than \$13 million for charity and was awarded the PGA TOUR's Best Title Sponsor Integration and Most Fan Friendly Event in 2010 and 2012, Best Charity Integration in 2013 and Best Special Event – The Bruce Edwards Foundation Benefit Dinner – in 2016. He is also a Class 'A' member of the PGA of America and an active member of the Connecticut Section of the PGA.



After graduating from Auburn University in 1996 with a degree in Mass Communications, Nathan worked for the Robert Trent Jones Golf Trail Academy of Golf as an instructor through 2001. During this time, he also played professional golf on various tours throughout the Southeast. He then went to work for the Bruno Event Team from 2001-2004 where he was the Executive Director of The First Tee of Greater Birmingham and also worked on all four major professional golf tours in the United States. He worked on the Champions TOUR, LPGA TOUR, Web.com TOUR and PGA TOUR, including serving as Tournament Director for the Southern Farm Bureau Classic.

Nathan resides in West Hartford, Connecticut, with his wife, Carmen, and their two children.

PAST TOURNAMENT CHAIRS

| | | | |
|------|--|------|---------------------------------------|
| 1952 | Harry V. Keefe, Jr. Edwin H. May, Jr. | 1976 | Daniel E. Kleinman |
| 1953 | Burton M. Knust Dr. Philip T. Sehl | 1977 | Robert J. Tomasulo |
| 1954 | Thomas F. Brennan Clifford R. Liljedahl | 1978 | Michael G. Wheeler |
| 1955 | Gene Bruyette Gerard K. Stewart | 1979 | Lawrence W. Baldyga |
| 1956 | Ray J. Hoffenberg James J. Stewart | 1980 | Alan J. Veniscofsky, Sr. |
| 1957 | Arthur L. Jenks William Teasdale | 1981 | Paul A. Lankarge |
| 1958 | Kenneth E. Turn, Jr. Robert G. Watson | 1982 | Frank P. Carruba, Jr. |
| 1959 | Richard P. Rita Milton C. Smith | 1983 | Edwin H. May III |
| 1960 | Martin B. Hollm Lee S. Putnam | 1984 | Bruce D. Cowen |
| 1961 | Bertrand T. Foley, Jr. Robert A. Werdelin | 1985 | John D. Shulansky |
| 1962 | Moss H. Bergwall Francis J. Savage | 1986 | Philip M. Bonee |
| 1963 | Stanley H. Malis George B. Clark, Jr. | 1987 | Robert P. Palmer |
| 1964 | Victor H. Frauenhofer Robert R. Thorsell | 1988 | Rosemarie Swiatkiewicz |
| 1965 | Thomas K. Marshall John F. Morkan, Jr. | 1989 | Robert A. Orenstein |
| 1966 | Marvin H. Lapuk Philip A. Pizzanello | 1990 | Glenn A. Sieber |
| 1967 | James C. E. Dillon Edward W. McManus | 1991 | Paul H. Ockert |
| 1968 | Robert J. Girouard John D. Halotek | 1992 | Richard E. O'Neil |
| 1969 | Nicholas H.T. Panke William E. Quirk | 1993 | Patrick J. Murphy |
| 1970 | John R. Barlow Bruce A. Wilson | 1994 | C. Allyson Cormier |
| 1971 | Hugh T. Barr Raymond A. Gorynski | 1995 | Michael A. Stefano |
| 1972 | Hugh M. Peters Robert H. Saunders, Jr. | 1996 | Eric D. Cormier Joseph B. Lebovitz |
| 1973 | Jeffrey A. Newfield D. Peter Davies | 1997 | John P. Bates |
| 1974 | Brian E. Curry Andrew M. Sullivan, Jr. | 1998 | Ann M. Parizo |
| 1975 | Henry T. Hughes Robert M. Garneau | 1999 | Terrance M. Conlon |
| | | 2000 | J. Patrick McNickle |
| | | 2001 | Mark F. Cattel |
| | | 2002 | Scott Kaupin |
| | | 2003 | Cynthia Demma |
| | | 2004 | John Ledoux, Jr. |
| | | 2005 | Larry Wilder |
| | | 2006 | Bradford Babbitt |
| | | 2007 | Mitzi Koninis |
| | | 2008 | Betsy Udal |
| | | 2009 | Tracy Indomenico |
| | | 2010 | Jennifer Davis |
| | | 2011 | Tim Callahan |
| | | 2012 | Tim Callahan |

PAST HONORARY TOURNAMENT CHAIRS

- 1963 Richard Daniels, Sr.
Daniels Cadillac
- 1964 Ralph A. Hart
Heublein, Inc.
- 1965 John Alsop
Covenant Group
- 1966 Guy C. Shafer
Colt Industries, Inc.
- 1967 Robert H. Willis
Connecticut Natural Gas
- 1968 Wilbur Starbel
Veeder Industries
- 1969 David L. Coffin
The Dexter Corporation
- 1970 Leonard J. Patricelli
The 1980 Corporation Chase Enterprises
- 1971 Harry V. Williams
The Hartford Insurance Company
- 1972 Harry C. Wilkins
The Travelers Insurance Companies
- 1973 Anson C. Flyer
Arrow Hart
- 1974 Henry R. Roberts
Connecticut General Life Insurance Company
- 1975 E. Clayton Gengras, Sr.
Gengras Motor Car
- 1976 Frank S. Wilson
J. M. Ney Company
- 1977 Evald C. Gustavson
Southern New England Telephone Company
- 1978 Howard M. Winterson
Combustion Engineering
- 1979 Francis M. White
Colonial Bank
- 1980 Stuard D. Watson
Heublein, Inc.
- 1981 Edward B. Bates
Connecticut Mutual Life
- 1982 Gordon I. Ulmer
Connecticut Bank & Trust
- 1983 Harry J. Gray
United Technologies Corp.
- 1984 Hartzel Z. Lebed
CIGNA Corporation
- 1985 John A. Powers
Heublein, Inc.
- 1986 Denis F. Mullane
Connecticut Mutual Life Insurance Company
- 1987 Joel B. Alvord
Connecticut National Bank
- 1988 William B. Ellis
Northeast Utilities
- 1989 Peter L. Scott
The Black & Decker Corp.
- 1990 Wilson Wilde
Hartford Steam Boiler and Inspection Company
- 1991 Wallace Barnes
Barnes Group Inc.
- 1992 Walter Monteith
Southern New England Telecommunications Corporation
- 1993 Robert J. Higgins
Fleet National Bank

PAST HONORARY TOURNAMENT CHAIRS

- 1994 Victor H. Frauenhofer
Connecticut Natural Gas Corporation
- 1995 R. Nelson "Oz" Griebel
Bank Boston
- 1996 Roger A. Gelfenbien
Arthur Andersen
- 1997 Robert W. Fiondella
Phoenix
- 1998 Karl J. Krapek
Pratt & Whitney
- 1999 Richard A. Higginbotham
Fleet National Bank, CT
- 2000 Tony March
Tony March Buick-GMC-Saturn
- 2001 Governor John G. Rowland
State of Connecticut
- 2002 James C. Smith
Webster Bank
- 2003 Doug Elliot
Travelers
- 2004 Chandler Howard
Bank of America - Connecticut
- 2005 Mark Brown
Mohegan Sun
- 2006 John Meehan
Hartford Hospital
- 2007 Jay Fishman
Travelers
- 2008 Christopher M. Dadlez
Saint Francis Hospital and Medical Center
- 2009 Governor M. Jodi Rell
State of Connecticut
- 2010 Rear Admiral Michael E. McLaughlin, U.S. Navy
Honorary Military Appreciation Representative
- 2011 Governor Dannel P. Malloy
State of Connecticut
- 2012 Rear Admiral Sandra L. Stosz
U.S. Coast Guard Academy
- 2013 Travelers Military Honorary Co-Chairs:
Linda Botek
Mark Lear
Kelley McDowell
Richard Roncone
Seth St. Amand
- 2014 Travelers Military Honorary Co-Chairs:
Lauren Chellis
Gregory Lockwood
Casey Neff
Joe L. Stanford III
Sebastian Wisniewski
- 2015 Travelers Charity Honorary Co-Chairs:
Ben Goldman
Mackenzie Page
Chase Skrubis
Brittany Vose
- 2016 Jay Fishman
Brian Savo

BOARD OF DIRECTORS

GREATER HARTFORD COMMUNITY FOUNDATION, INC.

The Greater Hartford Community Foundation, Inc. is the host organization that is responsible for managing the Travelers Championship.

BRADFORD S. BABBITT, ESQ.

Robinson+Cole
Partner

JOHN BERMEL

Healthfirst
Chief Financial Officer

ANDY F. BESSETTE

Travelers
Executive Vice President and Chief Administrative Officer

CHRISTOPHER M. DADLEZ

Trinity Health - New England
President & Chief Executive Officer

CHRIS DAILEY

UConn
Women's Basketball Associate Head Coach

DAVID A. DEBASSIO

Hinckley Allen
Partner

ROGER GELFENBIEN

Accenture
Retired

JOHN A. GREEN

Lux Bond & Green
President and Chief Executive Officer

OZ GRIEBEL

MetroHartford Alliance
President and Chief Executive Officer

CHANDLER J. HOWARD

Liberty Bank
President and Chief Executive Officer

HENRY HUGHES

PGA TOUR
Retired

GREGORY M. JONES

Corporate Development Group
Principal

BOARD OF DIRECTORS

PATRICK KINNEY

Travelers
Executive Vice President, Field Management

DANIEL E. KLEINMAN, ESQ.

Hinckley Allen
Partner

KARL KRAPEK

United Technologies Corporation
Retired President and Chief Operating Officer

EDWIN H. MAY, III

May, Bonee & Clark
Partner

GARY MINOR

Goodwin College
Senior Director, College Relations

PATRICK MURPHY

CleanSlate Centers, Inc.
Chief Financial Officer

BRUCE ROGERS

Key Insurance and Benefit Services, Inc.
Regional Executive

JOSEPH SAVAGE

Webster Bank, N.A.
Executive Vice Chairman

GLENN SIEBER

Avon Old Farms
Chairman, Mathematics Department

JOHN SOTO

Space-Craft Manufacturing, Inc.
President and Chief Executive Officer

MICHAEL WHEELER

Egidio Assante Wealth Management, LLC
Wealth Management Consultant

VOLUNTEER EXECUTIVE & ASSISTANT COMMITTEES

Throughout the year, a leadership group of Travelers Championship volunteers team up with thousands of other volunteers who donate their time and talent to support the Travelers Championship.

ADMINISTRATION

Meagan Mirkovich
Kristin Wirtanen (Assistant)

AIRPORT CONCIERGE

Jim Anderson
Jennifer Lassige (Assistant)

AMATEUR CADDIES

Marc Zirolli
Steve Zirolli (Assistant)

AMBASSADORS

Shawn Daly
Monica Zapatka (Assistant)

CHAMPIONS CLUB

Bob Cattell
Mark Vining (Assistant)

CORPORATE HOSPITALITY

Art Kuever
Jeff Gertz (Assistant)
Richard Steere (Assistant)

DELIVERIES

Kristine Zywockinski

DISTRIBUTION

Ben Troup
Raymond Shaw (Assistant)

FAN ZONE

Jennifer Shea

GALLERY

Maureen O'Connor
Diane Fuore (Assistant)
Greg Hammond (Assistant)
Karen Orton (Assistant)

GATES

Karissa Steltzer
Sam Guerra (Assistant)

MEDIA

John Mayo

MILITARY APPRECIATION

Sharon O'Brien
Chris Ward

PLAYER LOGISTICS

Michelle Clark
Jay Dykstra
Richard Laury (Assistant)

PLAYER RELATIONS

Drew Gallup
David May (Assistant)

PLAYER TRANSPORTATION

Dawn Kirkwood
Joe Audet (Assistant)
Donna Thomas (Assistant)

PRACTICE FACILITY

Jay Salvador
Christine Carr (Assistant)
Joe Milostiz (Assistant)
Alice Shea (Assistant)

PRO-AM

Mike Maksymiw, CPA
Thomas Kim (Assistant)

PRO CADDIE HOSPITALITY

Maggie Pastore
David W. Timm

SCORING

Nick Giuliano
Charles "Buddy" Buder (Assistant)
Jeffrey Levine (Assistant)
Joseph "Woody" Mrozowski (Assistant)
Brian Zimmerli (Assistant)

SKYBOXES

Dana Shults
Danielle Sobocinski

SPONSOR VALET

Bryan Fix
Anne Martin (Assistant)

STARTER COMMITTEE

John Shulansky

VOLUNTEER SERVICES

Rick Buckley
Pam House

VOLUNTEER VILLA

Christina Davenport
Karen Ford (Assistant)
Mimi Reyes (Assistant)

WILL CALL

Larry Wilder

TOURNAMENT STAFF

TRAVELERS CHAMPIONSHIP STAFF

NATHAN GRUBE

Tournament Director
860-502-6800
ngrube@travelerschampionship.com

TARA GERBER

Senior Director of Strategy and Partnerships
860-502-6815
tgerber@travelerschampionship.com

KEVIN HARRINGTON

Senior Director of Operations
860-502-6807
kharrington@travelerschampionship.com

MARLISA SIMONSON

Director of Business Development
860-502-6810
msimonson@travelerschampionship.com

JASON SOUCY

Director of Business Development
860-502-6811
jsoucy@travelerschampionship.com

KENDALL KEIL

Partnership Manager
860-502-6803
kkeil@travelerschampionship.com

ALEX MARCONI

Finance Manager
860-502-6806
amarconi@travelerschampionship.com

KATIE MCMORROW

Charity and Community Relations Manager
860-502-6814
kmcorrow@travelerschampionship.com

PETER BARANSKI

Operations Coordinator
860-502-6801
pbaranski@travelerschampionship.com

DAN MARTINEZ

Media Marketing Coordinator
860-502-6820
dmartinez@travelerschampionship.com

TAYLOR WHITING

Volunteer Coordinator
860-502-6805
twhiting@travelerschampionship.com

BETSY UDAL

Player Relations
betsy@travelerschampionship.com

MASON ADDY

Operations
maddy@travelerschampionship.com

INTERNS

| | |
|-----------------|--------------------|
| Justin Arndt | Greg Hyman |
| Amy Bilodeau | Meghan Messier |
| Connor Brown | Aaron Smith |
| Kaitlyn Darcy | Tim Smith |
| Evan Dolecki | Ryan Stracuzzi |
| James Evans | Victoria Tarabelli |
| Nate Goldsnider | Trey Yett |
| Tyler Hyde | |



TRAVELERS CHAMPIONSHIP



TPC River Highlands



PRACTICE FACILITY

In June 2008, a 23-acre, state-of-the-art practice facility opened at TPC River Highlands, receiving rave reviews from players and fans.

"A practice facility is extremely important to the TOUR players. Preparation leads to success. We want a facility that is going to allow us to play our best and provide the best idea of what we see on the golf course. From what I see, that is exactly what this facility provides."

- HUNTER MAHAN, 2007 CHAMPION

QUICK STATS

| | |
|-----------------|---------------------|
| Overall Acreage | 23 acres |
| Driving Range | 360 yards |
| Tees | 110,000 square feet |
| Putting Green | 11,000 square feet |
| Chipping Area | 13,000 square feet |

The First Tee of Connecticut Learning Center

The Practice Facility is adjacent to The First Tee of Connecticut Learning Center, which is comprised of a 4-hole course known as the Karl Krapek Family Learning Links, a practice putting green, and the David & Geri Epstein Learning Center, a 7,500 square foot facility housing year-round youth programs, special events, The First Tee of Connecticut administrative offices and the History of the PGA TOUR in Connecticut interactive exhibit.



The First Tee of Connecticut serves more than 71,470 young people each year across the state, with a mission of impacting their lives by providing educational programs that build character, instill life-enhancing values and promote healthy choices through the game of golf.



Spring Group Lessons at the Karl Krapek Family Learning Links

TPC RIVER HIGHLANDS

STROKE AVERAGES AND RANK ARE FROM THE 2016 TRAVELERS CHAMPIONSHIP IN ORDER OF MOST DIFFICULT TO EASIEST.

HOLE #1

434 Yards Par 4 Stroke Average: 4.052 Rank: 7

Finding the fairway on the opening hole at TPC River Highlands is a must. With a good tee shot, players are left with an uphill second shot to a green that slopes from back to front. The contours of the green allow players to be aggressive with their birdie putts.

HOLE #2

341 Yards Par 4 Stroke Average: 3.878 Rank: 14

Players are presented with options on this short par 4. Challenging the hole with a driver presents a risk vs. reward opportunity. If a player pulls off a good tee shot, birdie is a good possibility. Make a mistake, however, and a player will be fighting for bogey.

HOLE #3

431 Yards Par 4 Stroke Average: 4.004 Rank: 9

A drive down the right side of the fairway is ideal on this hole. Players should avoid the fairway bunkers, as they will pose a problem with reaching the green in two shots. Players are left with a mid-iron approach to one of the largest greens on the golf course.

HOLE #4

481 Yards Par 4 Stroke Average: 4.166 Rank: 1

Playing as the longest par 4 in the Travelers Championship, hole No. 4 at TPC River Highlands can be very challenging. Stretching out to 481 yards, it requires two great golf shots to safely reach the green. Par is a very good score on this hole.

HOLE #5

223 Yards Par 3 Stroke Average: 3.068 Rank: 4

Players are tested once again when they reach No. 5. This long par 3 requires a long iron, hybrid, or fairway wood to find the green. Long putts are common on this large green and navigating them properly will determine what kind of score the player will take.

HOLE #6

574 Yards Par 5 Stroke Average: 4.812 Rank: 17

Players have a great scoring opportunity on this dogleg right par 5. Only the longest hitters can reach this green in two shots, however a good wedge shot from inside 100 yards can make birdie a real possibility.

HOLE #7

443 Yards Par 4 Stroke Average: 3.993 Rank: 11

This straightforward par 4 requires a good tee shot that avoids the collection of large fairway bunkers down the right side. A well-placed tee shot leaves a mid-iron approach to the green.

HOLE #8

202 Yards Par 3 Stroke Average: 2.934 Rank: 12

Judging the wind correctly is extremely important on this picturesque par 3. The trees that border the left side of the hole hinder the player's ability to calculate wind strength and direction. Trust in their club selection will be critical in order to play this hole well.

HOLE #9

406 Yards Par 4 Stroke Average: 3.913 Rank: 13

This sharp dogleg right par 4 is all about position. From the fairway, players are able to attack the pin with a short iron. Spectators can expect to see many birdies here as players prepare to make the turn to the back nine.

TPC RIVER HIGHLANDS

HOLE #10

462 Yards **Par 4** **Stroke Average: 4.138** **Rank: 2**

Hole No. 10 plays as a narrow par 4 that requires a long, straight tee shot that avoids the large oak tree on the left side of the fairway. From there, a downhill approach shot leads to a long, narrow green that slopes from front to back.

HOLE #11

158 Yards **Par 3** **Stroke Average: 2.878** **Rank: 14**

Take one club less on this downhill par 3. A deep bunker guards the front right part of the green. Professionals will hope to be inside 15 feet on this hole with a putt at birdie.

HOLE #12

411 Yards **Par 4** **Stroke Average: 4.061** **Rank: 5**

With the Connecticut River on the left and tall grass on the right, an accurate tee shot is essential on this undulating par 4. Too long off the tee leaves the player a downhill lie. The elevated green can be treacherous with many severe breaks.

HOLE #13

523 Yards **Par 5** **Stroke Average: 4.830** **Rank: 16**

At 523 yards, most professionals in the Travelers Championship will be able to reach this par 5 in two shots. Accuracy is required, with water to the right and out of bounds to the left off the tee, and water in front of the green with out of bounds lurking left. Players who don't go for the green in two will have to lay up on the right-hand side of the fairway.

HOLE #14

421 Yards **Par 4** **Stroke Average: 4.057** **Rank: 6**

Players face a blind tee shot at this dogleg left par 4. With a drive down the right side, players are left with a downhill second shot allowing them to look right down at the flagstick and take aim.

HOLE #15

296 Yards **Par 4** **Stroke Average: 3.723** **Rank: 18**

One of the most exciting holes on the PGA TOUR, the 296-yard hole No. 15 at TPC River Highlands forces players to make good decisions. There is water to the left and sand to the right. Anywhere from a 2 to 6 can be recorded on a player's scorecard when walking off this green.

HOLE #16

171 Yards **Par 3** **Stroke Average: 3.033** **Rank: 8**

This scenic par 3 requires a well-struck mid iron to clear the forced carry over water and stop the ball on the narrow green. The green has a lot of slope in it and pin locations can be difficult.

HOLE #17

420 Yards **Par 4** **Stroke Average: 4.131** **Rank: 3**

Intimidation takes on a new meaning when standing on the tee box at No. 17. Players must fit their shot between the large lake that covers the entire right side and the difficult fairway bunkers on the left. A good drive is just the first part to leaving this hole with a par. The approach shot will cover the water the entire way, and with any wind, club selection is of most importance. Crowds are huge on this hole because they know it can be the deciding point in the tournament.

HOLE #18

444 Yards **Par 4** **Stroke Average: 3.998** **Rank: 10**

An absolute perfect finishing hole that allows players to make birdie if they play the hole well. At 444 yards, a good drive leaves a mid-to short-iron approach to a green surrounded by spectators.



TRAVELERS CHAMPIONSHIP



Tournament Statistics
and Records



TOURNAMENT CHAMPIONS

TRAVELERS CHAMPIONSHIP

| | | Score | Purse | Check |
|------|------------------|-------|-------------|-------------|
| 2016 | Russell Knox | 266 | \$6,600,000 | \$1,188,000 |
| 2015 | Bubba Watson* | 264 | \$6,400,000 | \$1,152,000 |
| 2014 | Kevin Streelman | 265 | \$6,200,000 | \$1,116,000 |
| 2013 | Ken Duke* | 268 | \$6,100,000 | \$1,098,000 |
| 2012 | Marc Leishman | 266 | \$6,000,000 | \$1,080,000 |
| 2011 | Fredrik Jacobson | 260 | \$6,000,000 | \$1,080,000 |
| 2010 | Bubba Watson* | 266 | \$6,000,000 | \$1,080,000 |
| 2009 | Kenny Perry | 258 | \$6,000,000 | \$1,080,000 |
| 2008 | Stewart Cink | 262 | \$6,000,000 | \$1,080,000 |
| 2007 | Hunter Mahan* | 265 | \$6,000,000 | \$1,080,000 |

BUICK CHAMPIONSHIP

| | | Score | Purse | Check |
|------|---------------|-------|-------------|-----------|
| 2006 | J.J. Henry | 266 | \$4,400,000 | \$792,000 |
| 2005 | Brad Faxon* | 266 | \$4,300,000 | \$774,000 |
| 2004 | Woody Austin* | 270 | \$4,200,000 | \$756,000 |

GREATER HARTFORD OPEN

| | | Score | Purse | Check |
|------|----------------|-------|-------------|-----------|
| 2003 | Peter Jacobsen | 266 | \$4,000,000 | \$720,000 |

CANON GREATER HARTFORD OPEN

| | | Score | Purse | Check |
|------|------------------|-------|-------------|-----------|
| 2002 | Phil Mickelson | 266 | \$4,000,000 | \$720,000 |
| 2001 | Phil Mickelson | 264 | \$3,100,000 | \$558,000 |
| 2000 | Notah Begay III | 260 | \$2,800,000 | \$504,000 |
| 1999 | Brent Geiberger | 262 | \$2,500,000 | \$450,000 |
| 1998 | Olin Browne* | 266 | \$2,000,000 | \$360,000 |
| 1997 | Stewart Cink | 267 | \$1,500,000 | \$270,000 |
| 1996 | D.A. Weibring | 270 | \$1,500,000 | \$270,000 |
| 1995 | Greg Norman | 267 | \$1,200,000 | \$216,000 |
| 1994 | David Frost | 268 | \$1,200,000 | \$216,000 |
| 1993 | Nick Price | 271 | \$1,000,000 | \$180,000 |
| 1992 | Lanny Wadkins | 274 | \$1,000,000 | \$180,000 |
| 1991 | Billy Ray Brown* | 271 | \$1,000,000 | \$180,000 |
| 1990 | Wayne Levi | 267 | \$1,000,000 | \$180,000 |
| 1989 | Paul Azinger | 267 | \$1,000,000 | \$180,000 |

CANON SAMMY DAVIS JR. GREATER HARTFORD OPEN

| | | Score | Purse | Check |
|------|----------------|-------|-----------|-----------|
| 1988 | Mark Brooks* | 269 | \$700,000 | \$126,000 |
| 1987 | Paul Azinger | 269 | \$700,000 | \$126,000 |
| 1986 | Mac O'Grady* | 269 | \$700,000 | \$126,000 |
| 1985 | Phil Blackmar* | 271 | \$600,000 | \$108,000 |

SAMMY DAVIS JR. GREATER HARTFORD OPEN

| | | Score | Purse | Check |
|------|----------------|-------|-----------|----------|
| 1984 | Peter Jacobsen | 269 | \$400,000 | \$72,000 |
| 1983 | Curtis Strange | 268 | \$300,000 | \$54,000 |
| 1982 | Tim Norris | 259 | \$300,000 | \$54,000 |
| 1981 | Hubert Green | 264 | \$300,000 | \$54,000 |
| 1980 | Howard Twitty* | 266 | \$300,000 | \$54,000 |
| 1979 | Jerry McGee | 267 | \$300,000 | \$54,000 |
| 1978 | Rod Funseth | 264 | \$210,000 | \$42,000 |
| 1977 | Bill Kratzert | 265 | \$210,000 | \$42,000 |
| 1976 | Rik Massengale | 266 | \$210,000 | \$42,000 |
| 1975 | Don Bies* | 267 | \$200,000 | \$40,000 |
| 1974 | Dave Stockton | 268 | \$200,000 | \$40,000 |
| 1973 | Billy Casper | 264 | \$200,000 | \$40,000 |

GREATER HARTFORD OPEN

| | | Score | Purse | Check |
|------|-----------------|-------|-----------|----------|
| 1972 | Lee Trevino* | 269 | \$125,000 | \$25,000 |
| 1971 | George Archer* | 268 | \$110,000 | \$22,000 |
| 1970 | Bob Murphy | 267 | \$100,000 | \$20,000 |
| 1969 | Bob Lunn* | 268 | \$100,000 | \$20,000 |
| 1968 | Billy Casper | 266 | \$100,000 | \$20,000 |
| 1967 | Charles Sifford | 272 | \$100,000 | \$20,000 |

INSURANCE CITY OPEN

| | | Score | Purse | Check |
|------|-------------------|-------|-----------|----------|
| 1966 | Art Wall, Jr. | 266 | \$100,000 | \$20,000 |
| 1965 | Billy Casper* | 274 | \$70,000 | \$11,000 |
| 1964 | Ken Venturi | 273 | \$50,000 | \$7,500 |
| 1963 | Billy Casper | 271 | \$40,000 | \$6,400 |
| 1962 | Bob Goalby* | 271 | \$35,000 | \$5,300 |
| 1961 | Billy Maxwell* | 271 | \$30,000 | \$4,300 |
| 1960 | Arnold Palmer* | 270 | \$25,000 | \$3,500 |
| 1959 | Gene Littler | 272 | \$25,000 | \$3,500 |
| 1958 | Jack Burke, Jr. | 268 | \$25,000 | \$3,500 |
| 1957 | Gardner Dickinson | 272 | \$20,000 | \$2,800 |
| 1956 | Arnold Palmer* | 274 | \$20,000 | \$4,000 |
| 1955 | Sam Snead | 269 | \$20,000 | \$4,000 |
| 1954 | Tommy Bolt* | 271 | \$15,000 | \$2,400 |
| 1953 | Bob Toski | 269 | \$15,000 | \$2,400 |
| 1952 | Ted Kroll | 273 | \$15,000 | \$2,400 |

*indicates playoff victory

SCORING AVERAGES BY ROUND

TPC RIVER HIGHLANDS

Par 70 1990-Present

Par 71 1984-1989

| Year | Rnd. 1 | Rnd. 2 | Rnd. 3 | Rnd. 4 | Cum. | Avg. (O/U) |
|------|--------|--------|--------|--------|--------|------------|
| 2016 | 70.077 | 70.212 | 68.644 | 68.658 | 69.668 | (-0.332) |
| 2015 | 69.083 | 70.052 | 68.417 | 69.514 | 69.685 | (-0.315) |
| 2014 | 69.374 | 70.303 | 69.481 | 69.273 | 69.685 | (-0.315) |
| 2013 | 70.186 | 70.303 | 70.229 | 70.284 | 70.248 | (+0.248) |
| 2012 | 71.058 | 69.373 | 69.18 | 68.972 | 69.839 | (-0.161) |
| 2011 | 69.019 | 68.176 | 68.203 | 68.797 | 68.567 | (-1.433) |
| 2010 | 69.718 | 69.329 | 69.195 | 69.247 | 69.372 | (-0.628) |
| 2009 | 68.351 | 69.583 | 69.113 | 68.278 | 68.831 | (-1.169) |
| 2008 | 68.853 | 69.630 | 68.167 | 69.542 | 69.117 | (-0.883) |
| 2007 | 70.468 | 71.753 | 71.570 | 69.253 | 70.846 | (+0.846) |
| 2006 | 70.564 | 70.883 | 70.274 | 70.178 | 70.564 | (+0.564) |
| 2005 | 70.768 | 69.974 | 70.818 | 69.130 | 70.240 | (+0.240) |
| 2004 | 71.297 | 70.711 | 70.000 | 69.557 | 70.589 | (+0.589) |
| 2003 | 70.679 | 70.481 | 70.079 | 70.526 | 70.489 | (+0.489) |
| 2002 | 71.385 | 71.240 | 69.342 | 69.921 | 70.760 | (+0.760) |
| 2001 | 69.782 | 70.680 | 70.306 | 68.059 | 69.856 | (-0.144) |
| 2000 | 69.731 | 70.374 | 69.157 | 69.073 | 69.727 | (-0.273) |
| 1999 | 69.513 | 70.516 | 69.096 | 69.192 | 69.735 | (-0.265) |
| 1998 | 70.748 | 69.399 | 68.474 | 70.079 | 69.813 | (-0.187) |
| 1997 | 71.532 | 71.640 | 68.580 | 70.074 | 70.800 | (+0.800) |
| 1996 | 72.039 | 72.357 | 71.205 | 71.359 | 71.890 | (+1.890) |
| 1995 | 71.669 | 70.553 | 69.218 | 70.719 | 70.636 | (+0.636) |
| 1994 | 71.852 | 70.595 | 69.408 | 71.900 | 71.045 | (+1.045) |
| 1993 | 72.365 | 72.553 | 72.313 | 70.300 | 72.062 | (+2.062) |
| 1992 | 70.832 | 72.042 | 72.709 | 71.709 | 71.688 | (+1.688) |
| 1991 | 71.516 | 70.898 | 70.243 | 70.230 | 70.893 | (+0.893) |
| 1990 | 70.096 | 69.794 | 70.053 | 69.081 | 69.824 | (-0.176) |
| 1989 | 70.651 | 70.387 | 69.600 | 70.307 | 70.332 | (-0.668) |
| 1988 | 70.194 | 70.629 | 70.028 | 69.958 | 70.271 | (-0.729) |
| 1987 | 71.587 | 71.255 | 70.188 | 71.518 | 71.220 | (+0.220) |
| 1986 | 71.600 | 71.175 | 70.000 | 70.128 | 70.944 | (-0.056) |
| 1985 | 71.833 | 70.747 | 69.864 | 70.212 | 70.920 | (-0.080) |
| 1984 | 71.966 | 74.000 | 70.709 | 71.063 | 72.333 | (+1.233) |

RECORDS

BEST FRONT 9 SCORE

| Score | Player | Year | Round | Finish | Course |
|-------|----------------|------|-------|--------|---------------------|
| 27 | Jim Furyk | 2016 | 4 | T5 | TPC River Highlands |
| 29 | Mike Brisky | 1995 | 2 | T45 | TPC River Highlands |
| 29 | Phil Mickelson | 2002 | 3 | 1 | TPC River Highlands |
| 29 | Michael Sim | 2007 | 3 | T36 | TPC River Highlands |
| 29 | Kenny Perry | 2009 | 1 | 1 | TPC River Highlands |
| 29 | DJ Trahan | 2011 | 2 | T17 | TPC River Highlands |
| 29 | Brian Davis | 2012 | 3 | T4 | TPC River Highlands |

BEST BACK 9 SCORE

| Score | Player | Year | Round | Finish | Course |
|-------|-----------------|------|-------|--------|---------------------|
| 28 | Vijay Singh | 1998 | 4 | T12 | TPC River Highlands |
| 28 | Charley Hoffman | 2013 | 1 | T7 | TPC River Highlands |
| 28 | Kevin Streelman | 2014 | 4 | 1 | TPC River Highlands |

BEST 18 HOLES

| Score | Player | Year | Round | Finish | Course |
|-------|-----------------|------|-------|--------|---------------------|
| 58 | Jim Furyk | 2016 | 4 | T5 | TPC River Highlands |
| 60 | Tommy Bolt | 1954 | 2 | 1 | Wethersfield CC |
| 60 | Patrick Cantlay | 2011 | 2 | T24 | TPC River Highlands |
| 61 | Dana Quigley | 1982 | 3 | 9 | Wethersfield CC |
| 61 | Kirk Triplett | 2000 | 3 | 3 | TPC River Highlands |
| 61 | Phil Mickelson | 2001 | 3 | 1 | TPC River Highlands |
| 61 | Scott Verplank | 2001 | 4 | T17 | TPC River Highlands |
| 61 | Brad Faxon | 2005 | 4 | 1 | TPC River Highlands |
| 61 | Kenny Perry | 2009 | 1 | 1 | TPC River Highlands |
| 61 | Charley Hoffman | 2013 | 1 | T7 | TPC River Highlands |
| 61 | Hunter Mahan | 2012 | 4 | T11 | TPC River Highlands |

BEST FIRST 36 HOLES

| Score | Player | Year | Finish | Course |
|-------|-----------------|------|--------|---------------------|
| 126 | Justin Rose | 2010 | T9 | TPC River Highlands |
| 127 | Tim Norris | 1982 | 1 | Wethersfield CC |
| 127 | Patrick Cantlay | 2011 | T24 | TPC River Highlands |

BEST SECOND 36 HOLES

| Score | Player | Year | Finish | Course |
|-------|-----------------|------|--------|---------------------|
| 126 | Brad Faxon | 2005 | 1 | TPC River Highlands |
| 128 | Kevin Streelman | 2014 | 1 | TPC River Highlands |

BEST 54 HOLES

| Score | Player | Year | Finish | Course |
|-------|-------------------|------|--------|---------------------|
| 193 | Tim Norris | 1982 | 1 | Wethersfield CC |
| 193 | Mark Calcavecchia | 2000 | 2 | TPC River Highlands |

BEST 72 HOLES

| Score | Player | Year | Finish | Course |
|-------|------------------|------|--------|---------------------|
| 258 | Kenny Perry | 2009 | 1 | TPC River Highlands |
| 259 | Tim Norris | 1982 | 1 | Wethersfield CC |
| 260 | Notah Begay III | 2000 | 1 | TPC River Highlands |
| 260 | Fredrik Jacobson | 2011 | 1 | TPC River Highlands |

BEST FIRST ROUND SCORE

| Score | Player | Year |
|-------|-----------------|------|
| 61 | Kenny Perry | 2009 |
| 61 | Charley Hoffman | 2013 |

BEST SECOND ROUND SCORE

| Score | Player | Year |
|-------|-----------------|------|
| 60 | Tommy Bolt | 1954 |
| 60 | Patrick Cantlay | 2011 |

BEST THIRD ROUND SCORE

| Score | Player | Year |
|-------|----------------|------|
| 61 | Dana Quigley | 1982 |
| 61 | Kirk Triplett | 2000 |
| 61 | Phil Mickelson | 2001 |

BEST FOURTH ROUND SCORE

| Score | Player | Year |
|-------|-----------|------|
| 58 | Jim Furyk | 2016 |

LARGEST 18 HOLE LEAD

| Shots | Player | Year |
|-------|-----------------|------|
| 3 | Cary Middlecoff | 1954 |
| 3 | George Cadle | 1979 |
| 3 | Corey Pavin | 2004 |

LARGEST 36 HOLE LEAD

| Shots | Player | Year |
|-------|--------------|------|
| 5 | Tommy Bolt | 1954 |
| 5 | Gene Littler | 1959 |

RECORDS

LARGEST 54 HOLE LEAD

| Shots | Player | Year |
|-------|------------|------|
| 4 | Sam Snead | 1955 |
| 4 | Bob Murphy | 1970 |
| 4 | Tim Norris | 1982 |

LARGEST COME-FROM-BEHIND WIN

| Shots | Player | Year |
|-------|---------------|------|
| 7 | Brad Faxon | 2005 |
| 6 | Marc Leishman | 2012 |

LOW FINISH BY A WINNER

| Score | Player | Year |
|-------|---------------|------|
| 61 | Brad Faxon | 2005 |
| 62 | Marc Leishman | 2012 |

HIGH FINISH BY A WINNER

| Score | Player | Year |
|-------|--------------|------|
| 72 | Paul Azinger | 1987 |

LOWEST START BY A WINNER

| Score | Player | Year |
|-------|-----------------|------|
| 61 | Kenny Perry | 2009 |
| 62 | Hunter Mahan | 2008 |
| 62 | Bubba Watson | 2015 |
| 63 | Jack Burke, Jr. | 1958 |
| 63 | Tim Norris | 1982 |
| 63 | Peter Jacobsen | 2003 |

HIGHEST START BY A WINNER

| Score | Player | Year |
|-------|---------------|------|
| 72 | Phil Blackmar | 1985 |

LARGEST MARGIN OF VICTORY

| Shots | Player | Year |
|-------|-----------|------|
| 7 | Sam Snead | 1955 |

WIRE-TO-WIRE WINNERS

| Year | Player | Score |
|------|-----------------|-------|
| 1955 | Sam Snead | 269 |
| 1956 | Arnold Palmer | 274 |
| 1958 | Jack Burke, Jr. | 268 |
| 1959 | Gene Littler | 272 |
| 1966 | Art Wall | 266 |
| 1970 | Bob Murphy | 267 |
| 1974 | Dave Stockton | 268 |
| 1976 | Rik Massengale | 266 |
| 1982 | Tim Norris | 259 |
| 2003 | Peter Jacobsen | 266 |

MULTIPLE TOURNAMENT WINS IN CONNECTICUT

| Player | Score | Year | Player | Score | Year |
|--------------|---------------|------|----------------|----------------|------|
| Billy Casper | 271 | 1963 | Phil Mickelson | 264 | 2001 |
| | 274 | 1965 | | 266 | 2002 |
| | 266 | 1968 | | Peter Jacobsen | 269 |
| | 264 | 1973 | 266 | | 2003 |
| | Arnold Palmer | 274 | 1956 | Stewart Cink | 267 |
| 270 | | 1960 | 262 | | 2008 |
| Paul Azinger | 269 | 1987 | Bubba Watson | 266 | 2010 |
| | 267 | 1989 | | 264 | 2015 |

MOST APPEARANCES BY A PLAYER

| Player | Appearances | Player | Appearances |
|-------------------|-------------|----------------|-------------|
| Brad Faxon | 29 | Peter Jacobsen | 21 |
| Doug Ford | 28 | Tim Petrovic | 21 |
| Mark Brooks | 26 | J.C. Snead | 21 |
| Art Wall | 26 | Dan Forsman | 20 |
| Mark Calcavecchia | 25 | Ken Green | 20 |
| George Archer | 24 | Bob Murphy | 20 |
| Billy Andrade | 24 | Howard Twitty | 20 |
| Hubert Green | 24 | Fuzzy Zoeller | 20 |
| Jay Haas | 24 | Dave Barr | 19 |
| Chi Chi Rodriguez | 24 | Lou Graham | 19 |
| Charles Sifford | 24 | Jerry Kelly | 19 |
| Joey Sindelar | 24 | Billy Kratzert | 19 |
| Kenny Perry | 24 | Corey Pavin | 19 |
| Billy Mayfair | 23 | | |
| Dave Stockton | 23 | | |
| Paul Azinger | 22 | | |
| Bob Eastwood | 22 | | |
| Wayne Levi | 22 | | |

TOURNAMENT PLAYOFFS

2015

Bubba Watson had been near the top of the leaderboard for most of the week since he opened with a round of 62 on Thursday, his best at TPC River Highlands. After a bogey on the 17th hole in regulation, Watson made par on the 18th to force a playoff with Paul Casey. After both made par on No. 18, the first playoff hole, they both went back to the tee to play the closing hole for the third time on Sunday. Watson put the pressure on Casey by sticking his approach shot close and then finished strong with a birdie in the evening hours in Cromwell. This was Watson's second victory at the Travelers Championship and eighth overall PGA TOUR victory.

2013

Chris Stroud holed out from 50'7" on the 72nd hole to force a playoff with clubhouse leader Ken Duke. After matching pars on the 18th, their first playoff hole, both players drove it in the fairway as they played the 18th a second time. Stroud put his ball on the left side of the green while Duke hit his approach to 3 feet. After Stroud two-putted for his par, Duke converted his birdie putt to win his first TOUR event in his 187th start.

2010

Bubba Watson nearly holed out from the fairway on his second shot into No. 18 during the first playoff hole, as the ball finished one inch from the cup. His tap-in birdie was matched by Scott Verplank, while Corey Pavin was eliminated with a par. The second playoff hole was moved to the par-3 hole No. 16 where Verplank failed to make par from behind the green and Watson made a two-putt par to earn his first career PGA TOUR victory.

2007

Hunter Mahan overcame bogeys on Nos. 16 and 17 with a birdie-3 on the 72nd hole to post a 65 and force a playoff with Jay Williamson. Mahan knocked his 134-yard approach on the first playoff hole to 2 feet and converted birdie while Williamson failed to convert a 7-foot birdie putt.

2005

Brad Faxon came from 7-back to force a playoff with Tjaart van der Walt. Faxon birdied the first hole of the sudden death playoff to win.

2004

Woody Austin calmly made a 6-foot birdie putt on the first playoff hole to beat Tim Herron.

1998

Olin Browne defeated Larry Mize and 1997 Champion Stewart Cink with a birdie putt on the second hole of sudden death at hole No. 18.

1991

Billy Ray Brown defeated Corey Pavin and Rick Fehr with a birdie putt on the first hole of sudden death on hole No. 16. It was Brown's first PGA TOUR victory.

1988

Mark Brooks defeated Dave Barr on the second hole of sudden death at the par 4 hole No. 17. Joey Sindelar double bogeyed hole No. 16 to fall out of contention for the championship.

1986

Mac O'Grady defeated Roger Maltbie on the first hole of sudden death at the par 3 hole No. 16. O'Grady shot a course-record 62 on the last day. It was O'Grady's first victory since winning the 1971 Mission Viejo Amateur.

TOURNAMENT PLAYOFFS

1985

Rookie Phil Blackmar gained his first PGA TOUR victory when he birdied hole No. 16 to win the \$108,000 first prize over Jodie Mudd and Dan Pohl.

1980

The drama was remarkable in this six-hole sudden death playoff between Howard Twitty and Jim Simons. Twitty birdied hole No. 16 on his third time around to win the \$54,000 first place prize.

1975

Don Bies gained his first PGA TOUR victory after he and Hubert Green tied with the low score of 267 at the end of regulation play. Bies took the \$40,000 first prize with a birdie on the par 5 hole No. 16, the second playoff hole.

1972

Lee Trevino continued the tremendous pace he established in 1971 by defeating Lee Elder on the first extra hole with a birdie to win the \$25,000 first prize after both tied at 269.

1971

Three players were tied at 268 at the end of regulation play. On hole No. 15, the first extra hole, George Archer birdied to win the \$22,000 first prize over J.C. Snead and Lou Graham.

1969

Long playoffs returned to Wethersfield Country Club when Bob Lunn defeated Dave Hill on the fourth extra hole after both tied at 268.

1965

After two years of marathon sudden deaths in 1961 and 1962, things returned to normal when Billy Casper took a one-hole playoff victory worth \$11,000 over Johnny Pott, after they tied at 274 at the end of regulation play.

1962

For the second year in a row, the Insurance City Open had seven holes of sudden death with Bob Goalby birdieing to defeat Art Wall, Jr. after they deadlocked at 271 during regulation play.

1961

After winning the first Insurance City Open in 1952, victory eluded Ted Kroll in 1961, when he lost to Billy Maxwell on the seventh hole of a sudden death playoff. Both had tied in regulation at 271.

1960

Arnold Palmer continued his winning ways at Wethersfield Country Club by coming from five shots behind in the last round to tie Jack Fleck and Bill Collins at 270. Collins dropped out with a par on the first hole. After halving the second hole with pars, Palmer closed it out with a birdie on the third extra hole.


1956

Arnold Palmer's first professional victory in the United States came via the playoff route when he birdied the first two extra holes to defeat Ted Kroll after they had tied at 274. Palmer used a putter that Kroll had loaned him at the start of the tournament.

1954

Connecticut's PGA TOUR event's first playoff came in the third year of the tournament when Tommy Bolt defeated Earl Stewart, Jr. after they had tied at 271.

THE UMBRELLA AT 15½



During the practice round on Tuesday, PGA TOUR professionals and caddies are given a chance to hit at the famous Travelers floating umbrella. The hole is known as The Umbrella at 15½, which is located between the 15th and 16th holes at TPC River Highlands. The hole is 85 yards long and the target is a 40-foot umbrella. The players are given one attempt at the umbrella, with the closest to the pin winner receiving \$10,000 to the charity of their choice.

In 2016, Brian Gay won The Umbrella at 15 ½ Challenge with a shot that finished less than one inch from the hole at the floating red green.

Gay directed the \$10,000 prize to the Bruce Edwards Foundation Benefit Dinner.

The Bruce Edwards Foundation Benefit Dinner was held on the evening of Friday, August 6, at the Connecticut Convention Center, hosted by World Golf Hall of Fame member Tom Watson, best-selling author John Feinstein and Travelers Executive Chairman of the Board Jay Fishman. It raised more than \$1.3 million to support research in the fight against ALS.

| Year | Winner | Nonprofit |
|-------------|----------------|---|
| 2016 | Brian Gay | Bruce Edwards Foundation Benefit Dinner |
| 2015 | Graham DeLaet | Graham and Ruby DeLaet Foundation |
| 2014 | Richard H. Lee | Newborns in Need |
| 2013 | Ben Kohles | Tucker Anderson 4 Life Foundation |
| 2012 | Ricky Barnes | The Ricky Barnes Foundation |
| 2011 | Chad Campbell | U-Turn Project/Travelers Championship Charities |
| 2010 | Justin Rose | Central Florida Children's Home |

CONNECTICUT SECTION PGA



Every year, the Connecticut Section PGA awards an exemption into the Travelers Championship for one of its members. Over the years, the criteria for the exemption have

changed. Currently, the winner of the Spring Stroke Play Championship in May earns an exemption into this year's Travelers Championship. Below is a list of how the exemption has been allocated and how the player has fared in the tournament.

The last person affiliated with the Connecticut Section PGA to make the cut was Tom Sullivan in 1995. At the time, Sullivan was a PGA Apprentice in the Connecticut Section working toward his Class A membership. Sullivan did not qualify for the tournament through a section exemption, but rather through Monday Open qualifying. Sullivan went on to shoot 69-71-74-77-291 to finish in 77th place. The last Connecticut Section PGA professional who earned an exemption and made the cut that year was Doug Dalziel in 1981.

| Year | Section Exemption | Exemption Earned | PGA TOUR Score |
|------|-------------------|--------------------------------|-----------------|
| 2016 | Adam Rainaud | Spring PGA Stroke Play | 74-74-148 |
| 2015 | Kyle Bilodeau | Spring PGA Stroke Play | 76-80-156 |
| 2014 | Adam Rainaud | Spring PGA Stroke Play | 72-73-145 |
| 2013 | Kyle Bilodeau | Spring PGA Stroke Play | 77-77-154 |
| 2012 | Ian Marshall | Spring PGA Stroke Play | 77-83-160 |
| 2011 | Fran Marrello | Spring PGA Stroke Play | W/D |
| 2010 | Tom Gleeton | Spring PGA Stroke Play | 70-77-147 |
| 2009 | Tony Kelley | Tournament of Champions | 75-76-151 |
| 2008 | Andrew Gruss | Tournament of Champions | 80-81-161 |
| 2007 | Jim St. Pierre | Connecticut Player of the Year | 73-75-148 |
| 2006 | Kevin Giancola | Connecticut Player of the Year | 73-78-151 |
| 2005 | Tom Gleeton | Connecticut PGA Champion | 72-81-153 |
| 2004 | Kevin Giancola | Connecticut PGA Champion | 76-74-150 |
| 2003 | Suzy Whaley | Connecticut PGA Champion | 75-78-153 |
| 2002 | Fran Marrello | Connecticut PGA Champion | 84-83-167 |
| 2001 | Tony Kelley | Connecticut PGA Champion | 73-72-145 |
| 2000 | Bill Mackedon | Connecticut PGA Champion | 74-79-153 |
| 1999 | Mike Martin | Connecticut PGA Champion | 75-76-151 |
| 1998 | John Paesani | Connecticut PGA Champion | 74-73-147 |
| 1997 | Tony Kelley | Connecticut PGA Champion | 74-72-149 |
| 1996 | Allan Menne | Connecticut PGA Champion | 79-73-152 |
| 1995 | Dennis Coscina | Connecticut PGA Champion | 80-70-150 |
| 1994 | John Paesani | Connecticut PGA Champion | 77-71-148 |
| 1993 | Stan McLennon | Connecticut PGA Champion | 76-74-150 |
| 1992 | John Paesani | Connecticut PGA Champion | 77-71-148 |
| 1991 | Kris Smith | Connecticut PGA Champion | 81-78-159 |
| 1990 | Tony Kelley | Connecticut PGA Champion | 77-74-151 |
| 1989 | Tony Kelley | Connecticut PGA Champion | 75-72-147 |
| 1987 | Paul Ryiz | Player of the Year | 74-72-149 |
| 1986 | Paul Ryiz | Player of the Year | 79-75-154 |
| 1985 | Paul Ryiz | Player of the Year | 78-69-147 |
| 1984 | Dennis Coscina | Player of the Year | 85-WD |
| 1983 | Jack McConachie | Player of the Year | 72-68-140 |
| 1981 | Doug Dalziel | Connecticut PGA Champion | 69-68-68-72-277 |

HOLES-IN-ONE

| Year | Player | Hole | Round |
|------|--------------------|------|-------|
| 2016 | Ernie Els | 16 | 3 |
| 2016 | Si Woo Kim | 5 | 1 |
| 2015 | Andres Romero | 16 | 1 |
| 2014 | Jonathan Byrd | 11 | 2 |
| 2013 | Joey Snyder III | 8 | 2 |
| 2012 | Rory Sabbatini | 16 | 4 |
| 2012 | David Mathis | 11 | 1 |
| 2011 | J.B. Holmes | 11 | 4 |
| 2011 | D.J. Brigman | 11 | 3 |
| 2011 | Nate Smith | 5 | 3 |
| 2010 | Chad Campbell | 16 | 1 |
| 2009 | Tag Ridings | 11 | 1 |
| 2007 | Craig Perks | 8 | 1 |
| 2007 | Bo Van Pelt | 16 | 4 |
| 2006 | Patrick Sheehan | 5 | 2 |
| 2004 | Blaine McCallister | 8 | 1 |
| 1999 | Brent Geiberger | 11 | 3 |
| 1999 | Brad Fabel | 8 | 4 |
| 1999 | Mark Calcavecchia | 5 | 3 |
| 1998 | Len Mattiace | 11 | 3 |
| 1996 | Allen Doyle | 8 | 2 |
| 1996 | Larry Nelson | 8 | 2 |
| 1995 | Dan Pohl | 8 | 2 |
| 1994 | Glen Day | 16 | 3 |
| 1994 | Glen Day | 11 | 2 |
| 1992 | Fran Quinn | 16 | 1 |
| 1992 | Roger Maltbie | 16 | 1 |
| 1992 | Jerry Anderson | 11 | 1 |
| 1990 | David Peoples | 5 | 2 |
| 1990 | John Adams | 5 | 1 |
| 1987 | Mike Donald | 16 | 4 |
| 1986 | Vance Heafner | 5 | 1 |
| 1985 | David Lundstrom | 16 | 2 |
| 1984 | Lee Rinker | 8 | 4 |
| 1982 | Govin Levenson | 5 | 2 |
| 1981 | Terry Diehl | 5 | 3 |
| 1979 | Frank Conner | 9 | 1 |
| 1975 | Ras Allan | 17 | 2 |
| 1955 | W.W. "Bill" Whedon | 5 | 1 |
| 1955 | W.W. "Bill" Whedon | 9 | 1 |

TOP CAREER TOURNAMENT EARNINGS

| | Name | Appearances | Earnings |
|----|-------------------|--------------------|-----------------|
| 1 | Bubba Watson | 10 | \$3,458,573.02 |
| 2 | Hunter Mahan | 15 | \$2,508,236.00 |
| 3 | Kenny Perry | 24 | \$2,022,060.68 |
| 4 | Stewart Cink | 15 | \$1,918,302.33 |
| 5 | Ryan Moore | 10 | \$1,827,249.62 |
| 6 | Kevin Streelman | 9 | \$1,516,549.61 |
| 7 | Marc Leishman | 6 | \$1,456,118.45 |
| 8 | J.J. Henry | 18 | \$1,387,334.61 |
| 9 | Freddie Jacobson | 8 | \$1,330,074.14 |
| 10 | Ken Duke | 8 | \$1,328,136.62 |
| 11 | Russell Knox | 5 | \$1,312,226.00 |
| 12 | Phil Mickelson | 5 | \$1,295,320.00 |
| 13 | Jerry Kelly | 19 | \$1,291,766.12 |
| 14 | Corey Pavin | 19 | \$1,260,996.28 |
| 15 | Chris Stroud | 10 | \$1,087,194.29 |
| 16 | Woody Austin | 14 | \$1,066,491.00 |
| 17 | Brad Faxon | 29 | \$1,043,758.56 |
| 18 | Scott Verplank | 11 | \$986,305.00 |
| 19 | David Toms | 13 | \$985,899.29 |
| 20 | Peter Jacobson | 21 | \$886,615.55 |
| 21 | Charley Hoffman | 7 | \$877,471.67 |
| 22 | Mark Calcavecchia | 25 | \$869,945.55 |
| 23 | Bo Van Pelt | 13 | \$866,827.76 |
| 24 | Tim Herron | 17 | \$838,673.86 |
| 25 | Vijay Singh | 13 | \$836,729.45 |
| 26 | Chris Riley | 8 | \$834,122.50 |
| 27 | John Rollins | 11 | \$822,087.76 |
| 28 | Justin Rose | 8 | \$788,902.00 |
| 29 | Paul Casey | 2 | \$774,690.00 |
| 30 | Kevin Sutherland | 16 | \$764,440.23 |
| 31 | Graham DeLaet | 6 | \$760,890.67 |
| 32 | Jay Williamson | 15 | \$760,710.38 |
| 33 | Notah Begay III | 11 | \$707,461.91 |
| 34 | Ben Curtis | 9 | \$684,203.33 |
| 35 | Zach Johnson | 11 | \$680,602.33 |
| 36 | Billy Andrade | 24 | \$658,447.75 |
| 37 | Carl Pettersson | 9 | \$657,931.66 |
| 38 | Heath Slocum | 11 | \$653,004.07 |
| 39 | Brian Davis | 11 | \$649,872.16 |
| 40 | Sergio Garcia | 4 | \$648,948.57 |
| 41 | Olin Browne | 17 | \$640,600.24 |
| 42 | K.J. Choi | 6 | \$640,514.75 |
| 43 | Nick O'Hern | 7 | \$627,365.67 |
| 44 | Fred Funk | 14 | \$627,164.17 |
| 45 | Kirk Triplett | 18 | \$625,926.66 |
| 46 | Brent Geiberger | 12 | \$605,295.00 |
| 47 | Chad Campbell | 10 | \$594,960.28 |
| 48 | Brendan Steele | 6 | \$583,844.28 |
| 49 | Paul Goydos | 17 | \$583,602.66 |
| 50 | Tommy Armour III | 18 | \$583,248.75 |

PURSE & POINTS DISTRIBUTION

PGA TOUR PURSE DISTRIBUTION (\$6,800,000)

| Finish | Prize | Finish | Prize |
|--------|-------------|--------|----------|
| 1 | \$1,224,000 | 36 | \$35,020 |
| 2 | \$734,400 | 37 | \$33,320 |
| 3 | \$462,400 | 38 | \$31,960 |
| 4 | \$326,400 | 39 | \$30,600 |
| 5 | \$272,000 | 40 | \$29,240 |
| 6 | \$244,800 | 41 | \$27,880 |
| 7 | \$227,800 | 42 | \$26,520 |
| 8 | \$210,800 | 43 | \$25,160 |
| 9 | \$197,200 | 44 | \$23,800 |
| 10 | \$183,600 | 45 | \$22,440 |
| 11 | \$170,000 | 46 | \$21,080 |
| 12 | \$156,400 | 47 | \$19,720 |
| 13 | \$142,800 | 48 | \$18,632 |
| 14 | \$129,200 | 49 | \$17,680 |
| 15 | \$122,400 | 50 | \$17,136 |
| 16 | \$115,600 | 51 | \$16,728 |
| 17 | \$108,800 | 52 | \$16,320 |
| 18 | \$102,000 | 53 | \$16,048 |
| 19 | \$95,200 | 54 | \$15,776 |
| 20 | \$88,400 | 55 | \$15,640 |
| 21 | \$81,600 | 56 | \$15,504 |
| 22 | \$76,160 | 57 | \$15,368 |
| 23 | \$70,720 | 58 | \$15,232 |
| 24 | \$65,280 | 59 | \$15,096 |
| 25 | \$59,840 | 60 | \$14,960 |
| 26 | \$54,400 | 61 | \$14,824 |
| 27 | \$52,360 | 62 | \$14,688 |
| 28 | \$50,320 | 63 | \$14,552 |
| 29 | \$48,280 | 64 | \$14,416 |
| 30 | \$46,240 | 65 | \$14,280 |
| 31 | \$44,200 | 66 | \$14,144 |
| 32 | \$42,160 | 67 | \$14,008 |
| 33 | \$40,120 | 68 | \$13,872 |
| 34 | \$38,420 | 69 | \$13,736 |
| 35 | \$36,720 | 70 | \$13,600 |

FedExCup POINTS STRUCTURE

| Position | Points | Position | Points |
|----------|--------|----------|--------|
| 1 | 500 | 36 | 35 |
| 2 | 300 | 37 | 34 |
| 3 | 190 | 38 | 33 |
| 4 | 135 | 39 | 32 |
| 5 | 110 | 40 | 31 |
| 6 | 100 | 41 | 30 |
| 7 | 90 | 42 | 29 |
| 8 | 85 | 43 | 28 |
| 9 | 80 | 44 | 27 |
| 10 | 75 | 45 | 26 |
| 11 | 70 | 46 | 25 |
| 12 | 65 | 47 | 24 |
| 13 | 60 | 48 | 23 |
| 14 | 57 | 49 | 22 |
| 15 | 56 | 50 | 21 |
| 16 | 55 | 51 | 20 |
| 17 | 54 | 52 | 19 |
| 18 | 53 | 53 | 18 |
| 19 | 52 | 54 | 17 |
| 20 | 51 | 55 | 16 |
| 21 | 50 | 56 | 15 |
| 22 | 49 | 57 | 14 |
| 23 | 48 | 58 | 13 |
| 24 | 47 | 59 | 12 |
| 25 | 46 | 60 | 11 |
| 26 | 45 | 61 | 10 |
| 27 | 44 | 62 | 9 |
| 28 | 43 | 63 | 8 |
| 29 | 42 | 64 | 7 |
| 30 | 41 | 65 | 6 |
| 31 | 40 | 66 | 5 |
| 32 | 39 | 67 | 4 |
| 33 | 38 | 68 | 3 |
| 34 | 37 | 69 | 2 |
| 35 | 36 | 70 | 1 |

PURSE HISTORY


| Year | Total | Year | Total |
|------|-------------|------|-----------|
| 2017 | \$6,800,000 | 1984 | \$400,000 |
| 2016 | \$6,600,000 | 1983 | \$300,000 |
| 2015 | \$6,400,000 | 1982 | \$300,000 |
| 2014 | \$6,200,000 | 1981 | \$300,000 |
| 2013 | \$6,100,000 | 1980 | \$300,000 |
| 2012 | \$6,000,000 | 1979 | \$300,000 |
| 2011 | \$6,000,000 | 1978 | \$210,000 |
| 2010 | \$6,000,000 | 1977 | \$210,000 |
| 2009 | \$6,000,000 | 1976 | \$210,000 |
| 2008 | \$6,000,000 | 1975 | \$200,000 |
| 2007 | \$6,000,000 | 1974 | \$200,000 |
| 2006 | \$4,400,000 | 1973 | \$200,000 |
| 2005 | \$4,300,000 | 1972 | \$125,000 |
| 2004 | \$4,200,000 | 1971 | \$110,000 |
| 2003 | \$4,000,000 | 1970 | \$100,000 |
| 2002 | \$4,000,000 | 1969 | \$100,000 |
| 2001 | \$3,100,000 | 1968 | \$100,000 |
| 2000 | \$2,800,000 | 1967 | \$100,000 |
| 1999 | \$2,500,000 | 1966 | \$100,000 |
| 1998 | \$2,000,000 | 1965 | \$70,000 |
| 1997 | \$1,500,000 | 1964 | \$50,000 |
| 1996 | \$1,500,000 | 1963 | \$40,000 |
| 1995 | \$1,200,000 | 1962 | \$35,000 |
| 1994 | \$1,200,000 | 1961 | \$30,000 |
| 1993 | \$1,000,000 | 1960 | \$25,000 |
| 1992 | \$1,000,000 | 1959 | \$25,000 |
| 1991 | \$1,000,000 | 1958 | \$25,000 |
| 1990 | \$1,000,000 | 1957 | \$20,000 |
| 1989 | \$1,000,000 | 1956 | \$20,000 |
| 1988 | \$700,000 | 1955 | \$20,000 |
| 1987 | \$700,000 | 1954 | \$15,000 |
| 1986 | \$700,000 | 1953 | \$15,000 |
| 1985 | \$600,000 | 1952 | \$15,000 |

OLDEST-YOUNGEST PGA TOUR EVENTS

| Tournament | 2016 Location |
|---|--------------------------------------|
| 1860 Open Championship | South Ayrshire, Scotland |
| 1895 U.S. Open | Oakmont, Pennsylvania |
| 1899 BMW Championship | Lake Forest, Illinois |
| 1904 RBC Canadian Open | Oakville, Ontario, Canada |
| 1916 PGA Championship | Springfield Township, New Jersey |
| 1922 Valero Texas Open | San Antonio, Texas |
| 1926 Genesis Open | Pacific Palisades, California |
| 1932 Waste Management Phoenix Open | Scottsdale, Arizona |
| 1934 Masters Tournament | Augusta, Georgia |
| 1937 AT&T Pebble Beach National Pro-Am | Pebble Beach, California |
| 1938 Zurich Classic of New Orleans | Avondale, Louisiana |
| 1938 Wyndham Championship | Greensboro, North Carolina |
| 1944 AT&T Byron Nelson Championship | Irving, Texas |
| 1946 DEAN & DELUCA Invitational | Fort Worth, Texas |
| 1946 Shell Houston Open | Humble, Texas |
| 1952 Travelers Championship | Cromwell, Connecticut |
| 1952 Farmers Insurance Open | La Jolla, California |
| 1953 SBS Tournament of Champions | Kapalua, Hawaii |
| 1958 FedEx St. Jude Classic | Memphis, Tennessee |
| 1960 CareerBuilder Challenge in partnership with the Clinton Foundation | La Quinta, California |
| 1965 Sony Open in Hawaii | Honolulu, Hawaii |
| 1966 Arnold Palmer Invitational presented by MasterCard | Orlando, Florida |
| 1967 THE NORTHERN TRUST | Old Westbury, New York |
| 1968 Sanderson Farms Championship | Jackson, Mississippi |
| 1969 RBC Heritage | Hilton Head Island, South Carolina |
| 1972 The Honda Classic | Palm Beach Gardens, Florida |
| 1972 John Deere Classic | Silvis, Illinois |
| 1974 THE PLAYERS Championship | Ponte Vedra Beach, Florida |
| 1976 The Memorial Tournament presented by Nationwide Insurance | Dublin, Ohio |
| 1976 WGC-Bridgestone Invitational | Akron, Ohio |
| 1983 Shriners Hospital for Children Open | Las Vegas, Nevada |
| 1987 The TOUR Championship by Coca-Cola | Atlanta, Georgia |
| 1999 WGC-Dell Match Play | Austin, Texas |
| 1999 WGC-Mexico Championship | Mexico City, Mexico |
| 1999 Baracuda Championship | Reno, Nevada |
| 2000 Valpar Championship | Palm Harbor, Florida |
| 2003 Dell Technologies Championship | Norton, Massachusetts |
| 2003 Wells Fargo Championship | Wilmington, North Carolina |
| 2007 OHL Classic at Mayakoba | Playa del Carmen, Mexico |
| 2007 Safeway Open | Napa, California |
| 2007 Quicken Loans National | Bethesda, Maryland |
| 2008 Puerto Rico Open | Rio Grande, Puerto Rico |
| 2010 The Greenbrier Classic | White Sulphur Springs, West Virginia |
| 2010 The RSM Classic | St. Simons Island, Georgia |
| 2013 WGC-HSBC Champions | Shanghai, China |
| 2013 CIMB Classic | Kuala Lumpur, Malaysia |
| 2015 Barbasol Championship | Auburn, Alabama |



TRAVELERS CHAMPIONSHIP



Tournament Results



2016 CHAMPION: Russell Knox

Russell Knox

2016 Champion

Height: 5'10"


Weight: 155 lbs.

Birthplace: Inverness, Scotland

Resides: Jacksonville Beach, Florida

Birthday: June 21, 1985

Turned Pro: 2007



HISTORY IN CONNECTICUT

In his fifth straight Travelers Championship, Russell Knox's consistency set him up for his best finish. Coming into the 2016 Travelers Championship Knox was having one of his best years on TOUR, with 3 top-10 finishes, 7 top-25 finishes and earned his first PGA TOUR win at the WGC-HSBC Champions.

Knox started off his 2016 Travelers Championship with back-to-back rounds of 67, highlighted by a front-nine 31 in the second round. Heading into the weekend, Knox was a stroke off the lead and part of a crowded leaderboard that had 23 players within three shots of the lead.

Opening Saturday with three straight birdies helped Knox maintain pace with the leaders. Knox shot a third-round 64 to secure a spot in the final group on Sunday, three strokes behind Daniel Berger.

On Sunday, Knox took the lead after back-to-back birdies on Nos. 13 and 14, but a bogey at No. 16 and a final-round 64 by Jerry Kelly added to the drama. With a one-stroke lead heading to No. 18, Knox dug deep. After landing his approach shot in a bunker, Knox hit out to 12 feet and faced a par putt for the win. The 12-foot putt was perfect, giving Knox his second PGA TOUR victory and first on American soil. In his fifth appearance at TPC River Highlands, Russell Knox would leave as the 2016 Travelers Championship winner.

RUSSELL KNOX'S TRAVELERS CHAMPIONSHIP QUICK FACTS

- Knox's scoring average at the Travelers Championship is 69.00.
- Knox jumped to No. 11 on the all-time Travelers Championship money list, earning \$1,312,226 in five appearances at TPC River Highlands.
- Knox became just the third international player to win the Travelers Championship since 1996, joining Freddie Jacobson (2011) and Marc Leishman (2012).
- Led the field in Strokes Gained Total: 2.897.
- Knox only made six bogeys all week long with 20 birdies.

2016 CHAMPION: Russell Knox

2015-2016 SEASON HIGHLIGHTS

- Earned his first two career PGA TOUR wins at the WGC-HSBC Champions and the Travelers Championship, one of six multiple winners in 2015-16.
- Advanced to the FedExCup Playoffs for the third consecutive season, making it to the TOUR Championship for the first time.
- Finished inside the top 25 in the final three events of the Playoffs (Deutsche Bank Championship – T15, BMW Championship – T17, TOUR Championship – 23) to end the season a career-best No. 10 in the FedExCup.
- Knox made the cut in 21 of 25 official events including 11 top-25 finishes and four top-10 finishes.

2015-2016 PGA TOUR STATISTICS

| | |
|---------------------------------|-------------------|
| Driving Accuracy Percentage | 68.51% (8th) |
| Greens in Regulation Percentage | 69.73% (9th) |
| Scoring Average | 70.319 (25th) |
| Final FedExCup Standings | 10th |
| Final 2016 Official Money List | \$4,885,906 (7th) |

CAREER HIGHLIGHTS

- Two Career PGA TOUR Victories:
 - 2016 Travelers Championship
 - 2016 WGC-HSBC Champions
- 2011 and 2013 Graduate of the Web.com TOUR
- Shot a 59 in the second round of the 2013 Albertsons Boise Open on the Web.com TOUR
- Has made more than \$10 million since joining the PGA TOUR in 2011

CAREER BEST IN MAJOR CHAMPIONSHIPS

- Masters Tournament – Cut (2016, 2017)
- United States Open – T23 (2016)
- The Open Championship – T30 (2016)
- PGA Championship – T22 (2016)

INTERESTING FACTS

- 2006 NCAA Division I All-American at Jacksonville University
- Was named Scottish Player of the Year at an awards ceremony in Edinburgh in March 2016, an honor accepted by his radio DJ sister, Diane, who co-hosted the event
- Childhood nickname was "Roo"
- If he wasn't a golfer, he would like to be a singer
- Loves to play arcade basketball
- Supports St. Jude's Children's Research Hospital and Blessings in a Backpack
- Wife, Andrea, was a professional tennis player with over 60 events on the WTA (Women's Tennis Association)

2016 TOURNAMENT RESULTS

2016 TRAVELERS CHAMPIONSHIP

August 1 – 7, 2016

Purse: \$6,600,000

FedExCup Points: 500 to the winner

Par/Yardage: 35–35–70/6,841

2016 Champion: Russell Knox 266 (-14)

LEADERS

First Round: 64 (-6) Jerry Kelly, Andrew Loupe, Vaughn Taylor; 65 (-5) Marc Leishman, Ben Martin, Jon Rahm

Second Round: 133 (-7) Daniel Berger, Russell Henley, Marc Leishman, Tyrone Van Aswegen; 134 (-6) Robert Garrigus, Jerry Kelly, Russell Knox, Patrick Rodgers

Third Round: 195 (-15) Daniel Berger; 198 (-12) Russell Henley, Russell Knox, Tyrone Van Aswegen

Weather: Thursday: There was a 15-minute fog delay at the start of the first round, pushing the first tee time to 7:15 a.m. Sunny, with an afternoon high of 82 degrees. Winds SSE 6-12 mph. Friday: Sunny, with an afternoon high of 85 degrees. Winds SSW 10-15 mph. Due to anticipated weather on Saturday, third-round tee times ran from 7-9 a.m. in threesomes off both tees. Saturday: Mostly cloudy with light precipitation and an afternoon high of 85 degrees. Winds WSW 10-15 mph. Sunday: Sunny, with an afternoon high of 87 degrees. Winds WNW at 10-15 mph.

OFFICIAL SCORECARD

Russell Knox

| Hole | 1 | 2 | 3 | 4 | 5 | 6 | 7 | 8 | 9 | OUT | 10 | 11 | 12 | 13 | 14 | 15 | 16 | 17 | 18 | IN | TOT |
|------|---|---|---|---|---|---|---|---|---|-----|----|----|----|----|----|----|----|----|----|----|-----|
| Par | 4 | 4 | 4 | 4 | 3 | 5 | 4 | 3 | 4 | 35 | 4 | 3 | 4 | 5 | 4 | 4 | 3 | 4 | 4 | 35 | 70 |
| Rd 1 | 4 | ③ | 4 | 4 | ④ | 5 | 4 | 3 | 4 | 35 | 4 | ② | 4 | ⑥ | 4 | ③ | ② | ③ | 4 | 32 | 67 |
| Rd 2 | 4 | ③ | 4 | 4 | ② | ④ | ③ | 3 | 4 | 31 | ⑤ | 3 | 4 | 5 | 4 | 4 | 3 | 4 | 4 | 36 | 67 |
| Rd 3 | ③ | ③ | ③ | 4 | 3 | ④ | 4 | 3 | 4 | 31 | 4 | 3 | 4 | ④ | 4 | ③ | ④ | 4 | ③ | 33 | 64 |
| Rd 4 | 4 | 4 | ③ | ⑤ | 3 | ④ | 4 | 3 | 4 | 34 | 4 | 3 | 4 | ④ | ③ | 4 | ④ | 4 | 4 | 34 | 68 |

Scorecard: Eagle  Birdie  Bogey  Double Bogey 

2016 COURSE STATISTICS

| | R1 | R2 | R3 | R4 | Total |
|--------------------|----|----|----|----|-------|
| Rounds Below Par | 72 | 66 | 50 | 44 | 232 |
| Rounds at Even Par | 21 | 25 | 8 | 7 | 61 |
| Rounds Over Par | 63 | 65 | 15 | 22 | 165 |

2016 TOURNAMENT RESULTS

TPC RIVER HIGHLANDS COURSE STATISTICS HOLE NOS. 1-9

TPC RIVER HIGHLANDS COURSE STATISTICS HOLE NOS. 10-18

| Hole | Par | Average | Double Eagles | Eagles | Birdies | Pars | Bogeys | Double Bogeys | Others | Min | Max | Rank | Ave. Over/Under |
|---------------|-----|---------------|---------------|----------|------------|-------------|------------|---------------|----------|-----|-----|------|-----------------|
| 1 | 4 | 4.052 | 0 | 0 | 61 | 318 | 73 | 6 | 0 | 3 | 6 | 7 | 0.052 |
| 2 | 4 | 3.878 | 0 | 0 | 105 | 306 | 45 | 2 | 0 | 3 | 6 | 14 | -0.122 |
| 3 | 4 | 4.004 | 0 | 2 | 66 | 321 | 66 | 3 | 0 | 2 | 6 | 9 | 0.004 |
| 4 | 4 | 4.166 | 0 | 0 | 45 | 295 | 115 | 3 | 0 | 3 | 6 | 1 | 0.166 |
| 5 | 3 | 3.068 | 0 | 1 | 45 | 334 | 78 | 0 | 0 | 1 | 4 | 4 | 0.068 |
| 6 | 5 | 4.812 | 0 | 1 | 132 | 279 | 44 | 2 | 0 | 3 | 7 | 17 | -0.188 |
| 7 | 4 | 3.993 | 0 | 0 | 74 | 314 | 69 | 1 | 0 | 3 | 6 | 11 | -0.007 |
| 8 | 3 | 2.934 | 0 | 0 | 73 | 342 | 43 | 0 | 0 | 2 | 4 | 12 | -0.066 |
| 9 | 4 | 3.913 | 0 | 2 | 83 | 329 | 41 | 3 | 0 | 2 | 6 | 13 | -0.087 |
| OUT 35 | | 34.821 | 0 | 6 | 684 | 2838 | 574 | 20 | 0 | | | | |

| Hole | Par | Average | Double Eagles | Eagles | Birdies | Pars | Bogeys | Double Bogeys | Others | Min | Max | Rank | Ave. Over/Under |
|-----------------|-----|---------------|---------------|-----------|-------------|-------------|-------------|---------------|-----------|-----|-----|------|-----------------|
| 10 | 4 | 4.138 | 0 | 0 | 37 | 327 | 89 | 4 | 1 | 3 | 7 | 2 | 0.138 |
| 11 | 3 | 2.878 | 0 | 0 | 106 | 308 | 38 | 6 | 0 | 2 | 5 | 14 | -0.122 |
| 12 | 4 | 4.061 | 0 | 1 | 82 | 283 | 77 | 11 | 4 | 2 | 8 | 5 | 0.061 |
| 13 | 5 | 4.830 | 0 | 14 | 166 | 189 | 71 | 11 | 7 | 3 | 9 | 16 | -0.170 |
| 14 | 4 | 4.057 | 0 | 0 | 64 | 316 | 68 | 8 | 2 | 3 | 7 | 6 | 0.057 |
| 15 | 4 | 3.723 | 0 | 11 | 174 | 211 | 56 | 5 | 1 | 2 | 7 | 18 | -0.277 |
| 16 | 3 | 3.033 | 0 | 1 | 75 | 300 | 72 | 10 | 0 | 1 | 5 | 8 | 0.033 |
| 17 | 4 | 4.131 | 0 | 0 | 60 | 293 | 92 | 11 | 2 | 3 | 7 | 3 | 0.131 |
| 18 | 4 | 3.998 | 0 | 0 | 86 | 295 | 69 | 8 | 0 | 3 | 6 | 10 | -0.002 |
| IN 35 | | 34.847 | 0 | 27 | 850 | 2522 | 632 | 74 | 17 | | | | |
| TOTAL 70 | | 69.668 | 0 | 33 | 1534 | 5360 | 1206 | 94 | 17 | | | | |

2016 TOURNAMENT RESULTS

| | Player | 1R | 2R | 3R | 4R | Total | Money |
|-----|-----------------------|----|----|----|----|-------|----------------|
| 1 | Russell Knox | 67 | 67 | 64 | 68 | 266 | \$1,188,000.00 |
| 2 | Jerry Kelly | 64 | 70 | 69 | 64 | 267 | \$712,800.00 |
| T3 | Justin Thomas | 68 | 69 | 69 | 62 | 268 | \$382,800.00 |
| T3 | Patrick Rodgers | 68 | 66 | 66 | 68 | 268 | \$382,800.00 |
| T5 | Jim Furyk | 73 | 66 | 72 | 58 | 269 | \$231,825.00 |
| T5 | Robert Garrigus | 67 | 67 | 68 | 67 | 269 | \$231,825.00 |
| T5 | Tyrone Van Aswegen | 67 | 66 | 65 | 71 | 269 | \$231,825.00 |
| T5 | Daniel Berger | 66 | 67 | 62 | 74 | 269 | \$231,825.00 |
| T9 | Marc Leishman | 65 | 68 | 71 | 66 | 270 | \$184,800.00 |
| T9 | Brooks Koepka | 67 | 70 | 64 | 69 | 270 | \$184,800.00 |
| T11 | Shawn Stefani | 71 | 68 | 67 | 65 | 271 | \$135,300.00 |
| T11 | Alex Cejka | 68 | 69 | 69 | 65 | 271 | \$135,300.00 |
| T11 | Patrick Reed | 70 | 67 | 68 | 66 | 271 | \$135,300.00 |
| T11 | Spencer Levin | 69 | 67 | 68 | 67 | 271 | \$135,300.00 |
| T11 | Daniel Summerhays | 68 | 69 | 65 | 69 | 271 | \$135,300.00 |
| T11 | Russell Henley | 68 | 65 | 65 | 73 | 271 | \$135,300.00 |
| T17 | Brendan Steele | 70 | 69 | 69 | 64 | 272 | \$83,490.00 |
| T17 | Matt Kuchar | 69 | 67 | 71 | 65 | 272 | \$83,490.00 |
| T17 | Louis Oosthuizen | 68 | 71 | 67 | 66 | 272 | \$83,490.00 |
| T17 | Tyrrell Hatton | 71 | 65 | 70 | 66 | 272 | \$83,490.00 |
| T17 | Carlos Ortiz | 66 | 71 | 69 | 66 | 272 | \$83,490.00 |
| T17 | Andres Gonzales | 70 | 68 | 65 | 69 | 272 | \$83,490.00 |
| T17 | Ryan Moore | 70 | 66 | 66 | 70 | 272 | \$83,490.00 |
| T17 | Paul Casey | 68 | 67 | 66 | 71 | 272 | \$83,490.00 |
| T25 | Henrik Norlander | 71 | 68 | 70 | 64 | 273 | \$47,226.67 |
| T25 | Si Woo Kim | 69 | 70 | 67 | 67 | 273 | \$47,226.67 |
| T25 | Keegan Bradley | 67 | 72 | 67 | 67 | 273 | \$47,226.67 |
| T25 | Charley Hoffman | 69 | 68 | 69 | 67 | 273 | \$47,226.67 |
| T25 | Tony Finau | 69 | 68 | 69 | 67 | 273 | \$47,226.67 |
| T25 | Blayne Barber | 71 | 64 | 70 | 68 | 273 | \$47,226.67 |
| T25 | Bubba Watson | 67 | 70 | 68 | 68 | 273 | \$47,226.66 |
| T25 | Scott Brown | 68 | 70 | 67 | 68 | 273 | \$47,226.66 |
| T25 | Jon Rahm | 65 | 70 | 69 | 69 | 273 | \$47,226.66 |
| T34 | Jason Kokrak | 70 | 66 | 73 | 65 | 274 | \$34,815.00 |
| T34 | Webb Simpson | 70 | 67 | 69 | 68 | 274 | \$34,815.00 |
| T34 | Aaron Baddeley | 73 | 65 | 67 | 69 | 274 | \$34,815.00 |
| T34 | Cameron Smith | 69 | 67 | 67 | 71 | 274 | \$34,815.00 |
| T38 | Lucas Lee | 68 | 69 | 72 | 66 | 275 | \$25,740.00 |
| T38 | Rod Pampling | 69 | 68 | 72 | 66 | 275 | \$25,740.00 |
| T38 | Seung-Yul Noh | 69 | 70 | 68 | 68 | 275 | \$25,740.00 |
| T38 | Derek Ernst | 68 | 69 | 70 | 68 | 275 | \$25,740.00 |
| T38 | Hudson Swafford | 67 | 71 | 68 | 69 | 275 | \$25,740.00 |
| T38 | Chris Stroud | 70 | 69 | 66 | 70 | 275 | \$25,740.00 |
| T38 | Vaughn Taylor | 64 | 71 | 70 | 70 | 275 | \$25,740.00 |
| T38 | Brian Stuard | 70 | 65 | 69 | 71 | 275 | \$25,740.00 |
| T38 | Gary Woodland | 67 | 70 | 67 | 71 | 275 | \$25,740.00 |
| T47 | Ernie Els | 72 | 67 | 70 | 67 | 276 | \$16,573.34 |
| T47 | Greg Chalmers | 69 | 69 | 72 | 66 | 276 | \$16,573.34 |
| T47 | Retief Goosen | 69 | 69 | 69 | 69 | 276 | \$16,573.34 |
| T47 | Chez Reavie | 70 | 67 | 70 | 69 | 276 | \$16,573.33 |
| T47 | Bryson DeChambeau | 72 | 66 | 68 | 70 | 276 | \$16,573.33 |
| T47 | Zach Johnson | 67 | 71 | 68 | 70 | 276 | \$16,573.33 |
| T47 | Stuart Appleby | 68 | 68 | 69 | 71 | 276 | \$16,573.33 |
| T47 | Cameron Percy | 69 | 69 | 67 | 71 | 276 | \$16,573.33 |
| T47 | Francesco Molinari | 71 | 67 | 65 | 73 | 276 | \$16,573.33 |
| T56 | Rory Sabbatini | 67 | 72 | 73 | 65 | 277 | \$14,718.00 |
| T56 | Miguel Angel Carballo | 73 | 66 | 71 | 67 | 277 | \$14,718.00 |
| T56 | John Senden | 69 | 68 | 72 | 68 | 277 | \$14,718.00 |
| T56 | Vijay Singh | 67 | 68 | 71 | 71 | 277 | \$14,718.00 |
| T56 | Bryce Molder | 69 | 70 | 66 | 72 | 277 | \$14,718.00 |
| T56 | Abraham Ancer | 68 | 68 | 68 | 73 | 277 | \$14,718.00 |
| T62 | Zac Blair | 70 | 68 | 69 | 71 | 278 | \$14,190.00 |
| T62 | Martin Laird | 68 | 69 | 68 | 73 | 278 | \$14,190.00 |
| T64 | Matt Jones | 69 | 69 | 71 | 70 | 279 | \$13,794.00 |
| T64 | Nick Taylor | 68 | 71 | 68 | 72 | 279 | \$13,794.00 |
| T64 | Soren Kjeldsen | 68 | 69 | 69 | 73 | 279 | \$13,794.00 |
| T64 | Padraig Harrington | 70 | 69 | 65 | 75 | 279 | \$13,794.00 |
| 68 | Ricky Barnes | 68 | 71 | 69 | 72 | 280 | \$13,464.00 |
| 69 | Scott Pinckney | 68 | 67 | 74 | 72 | 281 | \$13,332.00 |
| T70 | Hunter Mahan | 68 | 71 | 76 | 67 | 282 | \$13,068.00 |
| T70 | Sung Kang | 70 | 67 | 75 | 70 | 282 | \$13,068.00 |
| T70 | Bud Cauley | 68 | 71 | 69 | 74 | 282 | \$13,068.00 |
| 73 | David Toms | 67 | 71 | 70 | 75 | 283 | \$12,804.00 |

TOURNAMENT RESULTS

2015 TRAVELERS CHAMPIONSHIP

June 22 – 28, 2015

\$6,400,000 Purse

Champion: Bubba Watson



LEADERS:

First Round: 62 (-8) Bubba Watson, 64 (-6) Seung-Yul Noh, Keegan Bradley, Brian Stuard, Harris English, Jason Gore

Second Round: 129 (-11) Bubba Watson, 131 (-9) Brian Harman, Brian Stuard, Carl Pettersson

Third Round: 196 (-14) Brian Harman, 197 (-13) Graham DeLaet, Bubba Watson, 199 (-11) Brandt Snedeker, Paul Casey, Zach Johnson

Cut: 71 professionals and one amateur at two under par from a field of 154 professionals and two amateurs

| | Player | 1R | 2R | 3R | 4R | Total | Money |
|-----|--------------------|----|----|----|----|-------|----------------|
| 1 | Bubba Watson | 62 | 67 | 68 | 67 | 264 | \$1,152,000.00 |
| 2 | Paul Casey | 67 | 68 | 64 | 65 | 264 | \$691,200.00 |
| 3 | Brian Harman | 66 | 65 | 65 | 69 | 265 | \$435,200.00 |
| 4 | Graham DeLaet | 67 | 66 | 64 | 69 | 266 | \$307,200.00 |
| 5 | Carl Pettersson | 65 | 66 | 70 | 66 | 267 | \$256,000.00 |
| 6 | Zach Johnson | 65 | 70 | 64 | 69 | 268 | \$230,400.00 |
| T7 | Luke Donald | 68 | 68 | 67 | 66 | 269 | \$199,466.67 |
| T7 | Bo Van Pelt | 70 | 68 | 65 | 66 | 269 | \$199,466.67 |
| T7 | Mark Wilson | 66 | 68 | 67 | 68 | 269 | \$199,466.66 |
| T10 | Ken Duke | 69 | 68 | 67 | 66 | 270 | \$147,200.00 |
| T10 | Jason Gore | 64 | 68 | 69 | 69 | 270 | \$147,200.00 |
| T10 | Jon Curran | 67 | 67 | 67 | 69 | 270 | \$147,200.00 |
| T10 | Chris Stroud | 65 | 67 | 68 | 70 | 270 | \$147,200.00 |
| T10 | Brandt Snedeker | 68 | 68 | 63 | 71 | 270 | \$147,200.00 |
| T15 | Martin Laird | 70 | 67 | 67 | 67 | 271 | \$102,400.00 |
| T15 | Brendon Todd | 67 | 70 | 67 | 67 | 271 | \$102,400.00 |
| T15 | Nicholas Thompson | 66 | 67 | 70 | 68 | 271 | \$102,400.00 |
| T15 | Mark Anderson | 67 | 71 | 65 | 68 | 271 | \$102,400.00 |
| T15 | Steven Bowditch | 68 | 68 | 69 | 66 | 271 | \$102,400.00 |
| T20 | Seung-Yul Noh | 64 | 69 | 71 | 68 | 272 | \$71,936.00 |
| T20 | Gary Woodland | 66 | 69 | 68 | 69 | 272 | \$71,936.00 |
| T20 | Kyle Stanley | 67 | 68 | 68 | 69 | 272 | \$71,936.00 |
| T20 | David Toms | 69 | 67 | 66 | 70 | 272 | \$71,936.00 |
| T20 | Brice Garnett | 66 | 69 | 66 | 71 | 272 | \$71,936.00 |
| T25 | Scott Pinckney | 67 | 71 | 67 | 68 | 273 | \$41,234.29 |
| T25 | Tony Finau | 68 | 69 | 66 | 70 | 273 | \$41,234.29 |
| T25 | Danny Lee | 66 | 67 | 69 | 71 | 273 | \$41,234.29 |
| T25 | Brian Stuard | 64 | 67 | 71 | 71 | 273 | \$41,234.29 |
| T25 | Harris English | 64 | 71 | 67 | 71 | 273 | \$41,234.29 |
| T25 | Francesco Molinari | 67 | 66 | 69 | 71 | 273 | \$41,234.29 |
| T25 | Brendan Steele | 67 | 71 | 68 | 67 | 273 | \$41,234.29 |
| T25 | William McGirt | 67 | 69 | 66 | 71 | 273 | \$41,234.29 |
| T25 | Billy Horschel | 67 | 69 | 66 | 71 | 273 | \$41,234.28 |
| T25 | Cheng Tsung Pan | 67 | 68 | 71 | 67 | 273 | \$41,234.28 |
| T25 | Chez Reavie | 70 | 65 | 71 | 67 | 273 | \$41,234.28 |
| T25 | Scott Langley | 65 | 68 | 73 | 67 | 273 | \$41,234.28 |
| T25 | Chad Campbell | 68 | 70 | 69 | 66 | 273 | \$41,234.28 |
| T25 | Sergio Garcia | 67 | 68 | 66 | 72 | 273 | \$41,234.28 |
| T39 | Keegan Bradley | 64 | 69 | 71 | 70 | 274 | \$23,680.00 |
| T39 | Nick Watney | 69 | 64 | 70 | 71 | 274 | \$23,680.00 |
| T39 | Morgan Hoffmann | 67 | 71 | 67 | 69 | 274 | \$23,680.00 |
| T39 | Marc Leishman | 70 | 67 | 68 | 69 | 274 | \$23,680.00 |
| T39 | Cameron Smith | 73 | 65 | 68 | 68 | 274 | \$23,680.00 |
| T39 | Chad Collins | 70 | 67 | 69 | 68 | 274 | \$23,680.00 |
| T39 | Colt Knost | 67 | 70 | 69 | 68 | 274 | \$23,680.00 |
| T39 | Robert Garrigus | 65 | 72 | 70 | 67 | 274 | \$23,680.00 |
| T39 | Patrick Rodgers | 68 | 70 | 63 | 73 | 274 | \$23,680.00 |
| T48 | Jason Kokrak | 69 | 66 | 69 | 71 | 275 | \$16,085.34 |
| T48 | Spencer Levin | 68 | 68 | 67 | 72 | 275 | \$16,085.34 |
| T48 | John Peterson | 70 | 66 | 69 | 70 | 275 | \$16,085.33 |
| T48 | Jim Renner | 67 | 68 | 70 | 70 | 275 | \$16,085.33 |
| T48 | Aaron Baddeley | 68 | 66 | 68 | 73 | 275 | \$16,085.33 |
| T48 | Jeff Overton | 69 | 69 | 71 | 66 | 275 | \$16,085.33 |
| T54 | Alexandre Rocha | 66 | 70 | 69 | 71 | 276 | \$14,528.00 |
| T54 | Byron Smith | 69 | 67 | 69 | 71 | 276 | \$14,528.00 |
| T54 | Scott Brown | 65 | 67 | 73 | 71 | 276 | \$14,528.00 |
| T54 | Cameron Percy | 69 | 69 | 68 | 70 | 276 | \$14,528.00 |
| T54 | Derek Ernst | 68 | 67 | 67 | 74 | 276 | \$14,528.00 |
| T54 | Jhonattan Vegas | 66 | 69 | 67 | 74 | 276 | \$14,528.00 |
| T60 | Steven Alker | 70 | 68 | 68 | 71 | 277 | \$13,888.00 |
| T60 | Tyrone Van Aswegen | 68 | 69 | 69 | 71 | 277 | \$13,888.00 |
| T60 | Jonathan Randolph | 67 | 69 | 71 | 70 | 277 | \$13,888.00 |
| T60 | J.J. Henry | 68 | 67 | 72 | 70 | 277 | \$13,888.00 |
| T64 | Jon Rahm (a) | 68 | 69 | 69 | 72 | 278 | |
| T64 | Bryce Molder | 66 | 71 | 70 | 71 | 278 | \$13,440.00 |
| T64 | David Lingmerth | 68 | 68 | 72 | 70 | 278 | \$13,440.00 |
| T64 | Tom Hoge | 68 | 70 | 73 | 67 | 278 | \$13,440.00 |
| T68 | Will MacKenzie | 65 | 69 | 72 | 74 | 280 | \$13,056.00 |
| T68 | Jim Herman | 67 | 71 | 70 | 72 | 280 | \$13,056.00 |
| T68 | Tom Gillis | 65 | 71 | 74 | 70 | 280 | \$13,056.00 |
| T71 | Mark Hubbard | 68 | 68 | 70 | 75 | 281 | \$12,736.00 |
| T71 | Eric Axley | 68 | 70 | 70 | 73 | 281 | \$12,736.00 |

TOURNAMENT RESULTS

2014 TRAVELERS CHAMPIONSHIP

June 16-22, 2014

\$6,200,000 Purse

Champion: Kevin Streelman

LEADERS:

First Round: 62 (-8) Brendan Steele, 63 (-7) Bud Cauley, Ryan Moore

Second Round: 129 (-11) Scott Langley, 130 (-10) K.J. Choi, Harris English, Michael Putnam

Third Round: 197 (-13) Ryan Moore, 198 (-12) Aaron Baddeley, 199 (-11) Scott Langley, K.J. Choi, Sergio Garcia, Michael Putnam

Cut: 72 players at one over par from a field of 156



| | Player | 1R | 2R | 3R | 4R | Total | Money |
|-----|-----------------------|----|----|----|----|-------|----------------|
| 1 | Kevin Streelman | 69 | 68 | 64 | 64 | 265 | \$1,116,000.00 |
| T2 | Sergio Garcia | 65 | 69 | 65 | 67 | 266 | \$545,600.00 |
| T2 | K.J. Choi | 65 | 65 | 69 | 67 | 266 | \$545,600.00 |
| 4 | Aaron Baddeley | 67 | 66 | 65 | 69 | 267 | \$297,600.00 |
| T5 | Brendan Steele | 62 | 69 | 71 | 66 | 268 | \$235,600.00 |
| T5 | Ryan Moore | 63 | 68 | 66 | 71 | 268 | \$235,600.00 |
| T7 | Harris English | 66 | 64 | 72 | 67 | 269 | \$186,775.00 |
| T7 | Jeff Maggert | 64 | 70 | 68 | 67 | 269 | \$186,775.00 |
| T7 | Chad Campbell | 64 | 70 | 67 | 68 | 269 | \$186,775.00 |
| T7 | Carl Pettersson | 68 | 67 | 66 | 68 | 269 | \$186,775.00 |
| T11 | Brandt Snedeker | 65 | 69 | 72 | 64 | 270 | \$123,114.29 |
| T11 | Marc Leishman | 70 | 68 | 65 | 67 | 270 | \$123,114.29 |
| T11 | Angel Cabrera | 68 | 70 | 65 | 67 | 270 | \$123,114.29 |
| T11 | Bud Cauley | 63 | 70 | 68 | 69 | 270 | \$123,114.29 |
| T11 | Nick Watney | 70 | 66 | 65 | 69 | 270 | \$123,114.28 |
| T11 | Scott Langley | 64 | 65 | 70 | 71 | 270 | \$123,114.28 |
| T11 | Michael Putnam | 67 | 63 | 69 | 71 | 270 | \$123,114.28 |
| T18 | Miguel Angel Carballo | 68 | 68 | 72 | 63 | 271 | \$78,120.00 |
| T18 | Stuart Appleby | 69 | 70 | 68 | 64 | 271 | \$78,120.00 |
| T18 | Jason Day | 70 | 69 | 67 | 65 | 271 | \$78,120.00 |
| T18 | Tommy Gainey | 70 | 66 | 67 | 68 | 271 | \$78,120.00 |
| T18 | Chris Stroud | 67 | 67 | 68 | 69 | 271 | \$78,120.00 |
| T18 | Tim Wilkinson | 66 | 68 | 67 | 70 | 271 | \$78,120.00 |
| T24 | Hudson Swafford | 66 | 71 | 66 | 69 | 272 | \$57,040.00 |
| T24 | Sang-Moon Bae | 67 | 68 | 67 | 70 | 272 | \$57,040.00 |
| T26 | Gonzalo Fdez-Castano | 68 | 68 | 71 | 66 | 273 | \$45,880.00 |
| T26 | Charley Hoffman | 67 | 68 | 71 | 67 | 273 | \$45,880.00 |
| T26 | John Merrick | 67 | 72 | 67 | 67 | 273 | \$45,880.00 |
| T26 | Kevin Tway | 71 | 65 | 69 | 68 | 273 | \$45,880.00 |
| T26 | Tyrone Van Aswegen | 68 | 70 | 67 | 68 | 273 | \$45,880.00 |
| T31 | Joe Durant | 64 | 72 | 71 | 67 | 274 | \$32,296.37 |
| T31 | Jerry Kelly | 70 | 66 | 71 | 67 | 274 | \$32,296.37 |
| T31 | Freddie Jacobson | 69 | 69 | 69 | 67 | 274 | \$32,296.37 |
| T31 | Vijay Singh | 68 | 68 | 70 | 68 | 274 | \$32,296.37 |
| T31 | Keegan Bradley | 66 | 69 | 71 | 68 | 274 | \$32,296.36 |
| T31 | Bubba Watson | 67 | 72 | 67 | 68 | 274 | \$32,296.36 |
| T31 | Matt Kuchar | 66 | 67 | 72 | 69 | 274 | \$32,296.36 |
| T31 | Jhonattan Vegas | 69 | 70 | 65 | 70 | 274 | \$32,296.36 |
| T31 | William McGirt | 71 | 67 | 66 | 70 | 274 | \$32,296.36 |
| T31 | Dustin Johnson | 66 | 66 | 71 | 71 | 274 | \$32,296.36 |
| T31 | Jamie Lovemark | 68 | 63 | 70 | 73 | 274 | \$32,296.36 |
| T42 | Brendon de Jonge | 70 | 66 | 71 | 68 | 275 | \$22,320.00 |
| T42 | Brian Davis | 69 | 70 | 68 | 68 | 275 | \$22,320.00 |
| T42 | Brian Harman | 68 | 67 | 69 | 71 | 275 | \$22,320.00 |
| T42 | Eric Axley | 64 | 67 | 71 | 73 | 275 | \$22,320.00 |
| T46 | Ken Duke | 65 | 72 | 71 | 68 | 276 | \$17,186.40 |
| T46 | Patrick Rodgers | 66 | 69 | 71 | 70 | 276 | \$17,186.40 |
| T46 | Ricky Barnes | 73 | 65 | 68 | 70 | 276 | \$17,186.40 |
| T46 | Heath Slocum | 66 | 69 | 70 | 71 | 276 | \$17,186.40 |
| T46 | Matt Jones | 69 | 69 | 67 | 71 | 276 | \$17,186.40 |
| T51 | Graham DeLaet | 70 | 68 | 71 | 68 | 277 | \$14,590.67 |
| T51 | Greg Owen | 72 | 65 | 71 | 69 | 277 | \$14,590.67 |
| T51 | Retief Goosen | 68 | 69 | 71 | 69 | 277 | \$14,590.67 |
| T51 | Brooks Koepka | 65 | 72 | 71 | 69 | 277 | \$14,590.67 |
| T51 | Steve Marino | 66 | 72 | 70 | 69 | 277 | \$14,590.66 |
| T51 | Jonathan Byrd | 70 | 68 | 69 | 70 | 277 | \$14,590.66 |
| T57 | Johnson Wagner | 68 | 66 | 74 | 70 | 278 | \$13,826.00 |
| T57 | John Daly | 70 | 68 | 70 | 70 | 278 | \$13,826.00 |
| T57 | Billy Hurley III | 71 | 66 | 70 | 71 | 278 | \$13,826.00 |
| T57 | Justin Hicks | 66 | 71 | 69 | 72 | 278 | \$13,826.00 |
| T61 | Seung-Yul Noh | 68 | 69 | 72 | 70 | 279 | \$13,206.00 |
| T61 | Wes Roach | 68 | 70 | 71 | 70 | 279 | \$13,206.00 |
| T61 | Vaughn Taylor | 67 | 71 | 71 | 70 | 279 | \$13,206.00 |
| T61 | Doug LaBelle II | 65 | 71 | 72 | 71 | 279 | \$13,206.00 |
| T61 | Russell Knox | 66 | 72 | 70 | 71 | 279 | \$13,206.00 |
| T61 | Tim Herron | 68 | 71 | 69 | 71 | 279 | \$13,206.00 |
| T67 | Camilo Villegas | 71 | 66 | 74 | 69 | 280 | \$12,586.00 |
| T67 | Bo Van Pelt | 69 | 68 | 73 | 70 | 280 | \$12,586.00 |
| T67 | Troy Merritt | 71 | 66 | 72 | 71 | 280 | \$12,586.00 |
| T67 | Morgan Hoffmann | 68 | 70 | 69 | 73 | 280 | \$12,586.00 |
| T71 | Andrew Svoboda | 67 | 71 | 77 | 66 | 281 | \$12,214.00 |
| T71 | Brian Gay | 70 | 66 | 72 | 73 | 281 | \$12,214.00 |
| 73 | Kevin Stadler | 72 | 67 | 72 | 72 | 283 | \$12,028.00 |
| 74 | Ben Crane | 69 | 68 | 68 | 79 | 284 | \$11,904.00 |
| T75 | Billy Mayfair | 67 | 71 | 71 | 76 | 285 | \$11,718.00 |
| T75 | Brice Garnett | 67 | 68 | 72 | 78 | 285 | \$11,718.00 |
| 77 | James Hahn | 69 | 70 | 76 | 73 | 288 | \$11,532.00 |

TOURNAMENT RESULTS

2013 TRAVELERS CHAMPIONSHIP

June 17-23, 2013

\$6,100,000 Purse

Champion: Ken Duke

Sudden Death Playoff

LEADERS:

First Round: 61 (-9) Charley Hoffman, 62 (-8) Hunter Mahan, 63 (-7) Bubba Watson

Second Round: 130 (-10) Bubba Watson, 132 (-8) Padraig Harrington, Patrick Reed

Third Round: 200 (-10) Graham DeLaet, Charley Hoffman, Bubba Watson, 201 (-9) Nick O'Hern, Chris Stroud, 202 (-8) Ken Duke

Cut: 83 players at even par from a field of 156



| | Player | 1R | 2R | 3R | 4R | Total | Money |
|-----|--------------------|----|----|----|-----|----------|-------------|
| 1 | Ken Duke | 69 | 68 | 65 | 66 | 268 | \$1,098,000 |
| 2 | Chris Stroud | 66 | 69 | 66 | 67 | 268 | \$658,800 |
| 3 | Graham DeLaet | 65 | 70 | 65 | 69 | 269 | \$414,800 |
| 4 | Bubba Watson | 63 | 67 | 70 | 70 | 270 | \$292,800 |
| T5 | J.J. Henry | 68 | 67 | 68 | 68 | 271 | \$231,800 |
| T5 | Webb Simpson | 65 | 69 | 72 | 65 | 271 | \$231,800 |
| T7 | Charley Hoffman | 61 | 73 | 66 | 72 | 272 | \$196,725 |
| T7 | Ryan Moore | 68 | 70 | 66 | 68 | 272 | \$196,725 |
| T9 | Stuart Appleby | 69 | 67 | 69 | 68 | 273 | \$158,600 |
| T9 | Angel Cabrera | 67 | 72 | 71 | 63 | 273 | \$158,600 |
| T9 | Morgan Hoffmann | 68 | 71 | 66 | 68 | 273 | \$158,600 |
| T9 | Jeff Maggert | 70 | 70 | 65 | 68 | 273 | \$158,600 |
| T13 | Ricky Barnes | 67 | 68 | 71 | 68 | 274 | \$111,020 |
| T13 | Rickie Fowler | 72 | 68 | 70 | 64 | 274 | \$111,020 |
| T13 | Russell Knox | 69 | 67 | 69 | 69 | 274 | \$111,020 |
| T13 | Justin Rose | 67 | 68 | 68 | 71 | 274 | \$111,020 |
| T13 | Brendan Steele | 68 | 68 | 72 | 66 | 274 | \$111,020 |
| T18 | Keegan Bradley | 69 | 65 | 72 | 69 | 275 | \$76,860 |
| T18 | Tommy Gainey | 66 | 67 | 70 | 72 | 275 | \$76,860 |
| T18 | Jim Herman | 69 | 67 | 67 | 72 | 275 | \$76,860 |
| T18 | Nick O'Hern | 67 | 66 | 68 | 74 | 275 | \$76,860 |
| T18 | Patrick Reed | 66 | 66 | 73 | 70 | 275 | \$76,860 |
| T18 | Kevin Sutherland | 69 | 70 | 68 | 68 | 275 | \$76,860 |
| T24 | Gary Christian | 71 | 69 | 70 | 66 | 276 | \$49,410 |
| T24 | Jerry Kelly | 67 | 68 | 71 | 70 | 276 | \$49,410 |
| T24 | Hunter Mahan | 62 | 71 | 70 | 73 | 276 | \$49,410 |
| T24 | Greg Owen | 70 | 69 | 69 | 68 | 276 | \$49,410 |
| T24 | Andres Romero | 71 | 68 | 67 | 70 | 276 | \$49,410 |
| T24 | Nicholas Thompson | 71 | 66 | 66 | 73 | 276 | \$49,410 |
| T30 | Erik Compton | 72 | 66 | 71 | 68 | 277 | \$32,584 |
| T30 | Freddie Jacobson | 69 | 70 | 70 | 68 | 277 | \$32,584 |
| T30 | William McGirt | 67 | 68 | 73 | 69 | 277 | \$32,584 |
| T30 | John Merrick | 65 | 71 | 71 | 70 | 277 | \$32,584 |
| T30 | Bryce Molder | 67 | 70 | 73 | 67 | 277 | \$32,584 |
| T30 | Cameron Percy | 71 | 68 | 71 | 67 | 277 | \$32,584 |
| T30 | Aaron Watkins | 69 | 69 | 70 | 69 | 277 | \$32,584 |
| T30 | Chris Williams | 71 | 68 | 69 | 69 | 277 | \$32,584 |
| T30 | Brian Davis | 72 | 67 | 66 | 72 | 277 | \$32,584 |
| T30 | Richard H. Lee | 66 | 71 | 66 | 74 | 277 | \$32,584 |
| T30 | Marc Leishman | 66 | 70 | 68 | 73 | 277 | \$32,584 |
| T30 | D.J. Trahan | 71 | 68 | 68 | 70 | 277 | \$32,584 |
| T30 | Justin Thomas (a) | 72 | 66 | 66 | 73 | 277 | \$32,584 |
| T43 | Jonas Blixt | 70 | 67 | 73 | 68 | 278 | \$19,626 |
| T43 | K.J. Choi | 70 | 68 | 70 | 70 | 278 | \$19,626 |
| T43 | Harris English | 72 | 67 | 69 | 70 | 278 | \$19,626 |
| T43 | Vijay Singh | 70 | 68 | 69 | 71 | 278 | \$19,626 |
| T43 | Ian Poulter | 73 | 66 | 67 | 72 | 278 | \$19,626 |
| T43 | Chez Reavie | 71 | 69 | 70 | 68 | 278 | \$19,626 |
| T43 | Tog Ridings | 68 | 65 | 71 | 74 | 278 | \$19,626 |
| T43 | Bo Van Pelt | 67 | 70 | 72 | 69 | 278 | \$19,626 |
| T51 | Brad Fritsch | 70 | 69 | 70 | 70 | 279 | \$14,500 |
| T51 | Brian Gay | 68 | 69 | 71 | 71 | 279 | \$14,500 |
| T51 | Tom Gillis | 69 | 69 | 71 | 70 | 279 | \$14,500 |
| T51 | Brian Harman | 69 | 69 | 69 | 72 | 279 | \$14,500 |
| T51 | D.H. Lee | 72 | 68 | 70 | 69 | 279 | \$14,500 |
| T51 | Kevin Stadler | 68 | 67 | 73 | 71 | 279 | \$14,500 |
| T51 | Camilo Villegas | 65 | 70 | 75 | 69 | 279 | \$14,500 |
| T58 | Tim Clark | 73 | 67 | 66 | 74 | 280 | \$13,542 |
| T58 | Zach Johnson | 65 | 70 | 75 | 70 | 280 | \$13,542 |
| T58 | Chris Kirk | 66 | 72 | 69 | 73 | 280 | \$13,542 |
| T58 | Seung-Yul Noh | 68 | 68 | 72 | 72 | 280 | \$13,542 |
| T58 | Robert Streb | 67 | 70 | 70 | 73 | 280 | \$13,542 |
| T63 | Brendon de Jonge | 67 | 67 | 75 | 72 | 281 | \$12,871 |
| T63 | David Mathis | 67 | 71 | 72 | 71 | 281 | \$12,871 |
| T63 | Tim Petrovic | 69 | 70 | 70 | 72 | 281 | \$12,871 |
| T63 | Dicky Pride | 67 | 71 | 72 | 71 | 281 | \$12,871 |
| T63 | Heath Slocum | 71 | 69 | 70 | 71 | 281 | \$12,871 |
| T63 | Mark Wilson | 70 | 69 | 70 | 71 | 281 | \$12,871 |
| 69 | David Branshaw | 67 | 71 | 72 | 72 | 282 | \$12,444 |
| T70 | Chad Campbell | 70 | 69 | 70 | 74 | 283 | \$12,261 |
| T70 | Rod Pampling | 65 | 74 | 71 | 73 | 283 | \$12,261 |
| T72 | Padraig Harrington | 66 | 66 | 72 | 80 | 284 | \$12,017 |
| T72 | Casey Wittenberg | 68 | 69 | 71 | 76 | 284 | \$12,017 |
| 74 | Lee Westwood | 67 | 73 | 69 | 78 | 287 | \$11,834 |
| T75 | Ben Crane | 68 | 72 | 71 | 211 | \$11,651 | |
| T75 | George McNeill | 69 | 67 | 75 | 211 | \$11,651 | |
| T77 | Joe Affrunti | 71 | 69 | 72 | 212 | \$11,407 | |
| T77 | Stephen Ames | 70 | 69 | 73 | 212 | \$11,407 | |
| T79 | John Huh | 66 | 69 | 78 | 213 | \$11,163 | |
| T79 | John Rollins | 67 | 68 | 78 | 213 | \$11,163 | |
| T81 | Stewart Cink | 67 | 73 | 74 | 214 | \$10,919 | |
| T81 | Billy Mayfair | 69 | 71 | 74 | 214 | \$10,919 | |
| 83 | Henrik Norlander | 75 | 65 | 75 | 215 | \$10,736 | |

TOURNAMENT RESULTS

2012 TRAVELERS CHAMPIONSHIP

June 18-24, 2012

\$6,000,000 Purse

Champion: Marc Leishman



LEADERS:

First Round: David Mathis shot an opening round 64 (-6), one stroke ahead of three players.

Second Round: Fredrik Jacobson shot a 66 (-4) to take a one shot lead.

Third Round: Brian Davis fired a third round 64 (-6), and Roland Thatcher shot a 65 (-5) to tie atop the leaderboard entering the final round.

Cut: 88 players at even-par 140 from a field of 155 professionals and one amateur. A second cut was made following the third round, to 70 players at 1-under 209.

| | Player | 1R | 2R | 3R | 4R | Total | Money |
|-----|--------------------|----|----|----|----|-------|-------------|
| 1 | Marc Leishman | 68 | 66 | 70 | 62 | 266 | \$1,080,000 |
| T2 | Bubba Watson | 66 | 71 | 65 | 65 | 267 | \$528,000 |
| T2 | Charley Hoffman | 67 | 67 | 67 | 66 | 267 | \$528,000 |
| T4 | Tim Clark | 66 | 69 | 66 | 67 | 268 | \$236,250 |
| T4 | John Rollins | 68 | 67 | 65 | 68 | 268 | \$236,250 |
| T4 | Roland Thatcher | 66 | 67 | 65 | 70 | 268 | \$236,250 |
| T4 | Brian Davis | 67 | 67 | 64 | 70 | 268 | \$236,250 |
| T8 | Brendon de Jonge | 72 | 65 | 66 | 66 | 269 | \$174,000 |
| T8 | Fredrik Jacobson | 65 | 66 | 70 | 68 | 269 | \$174,000 |
| T8 | Matt Kuchar | 67 | 68 | 66 | 68 | 269 | \$174,000 |
| T11 | Hunter Mahan | 70 | 69 | 70 | 61 | 270 | \$132,000 |
| T11 | Vaughn Taylor | 70 | 70 | 65 | 65 | 270 | \$132,000 |
| T11 | Chez Reavie | 66 | 71 | 65 | 68 | 270 | \$132,000 |
| T11 | Padraig Harrington | 69 | 67 | 65 | 69 | 270 | \$132,000 |
| T15 | Cameron Tringale | 69 | 70 | 68 | 64 | 271 | \$102,000 |
| T15 | Heath Slocum | 70 | 66 | 69 | 66 | 271 | \$102,000 |
| T15 | Will Claxton | 65 | 67 | 69 | 70 | 271 | \$102,000 |
| T18 | Gary Christian | 66 | 68 | 72 | 66 | 272 | \$75,600 |
| T18 | Rory Sabbatini | 71 | 66 | 68 | 67 | 272 | \$75,600 |
| T18 | Tommy Gainey | 66 | 68 | 70 | 68 | 272 | \$75,600 |
| T18 | Seung-yul Noh | 68 | 68 | 68 | 68 | 272 | \$75,600 |
| T18 | Stuart Appleby | 68 | 65 | 67 | 72 | 272 | \$75,600 |
| T18 | James Driscoll | 68 | 66 | 66 | 72 | 272 | \$75,600 |
| T24 | Charlie Wi | 70 | 65 | 70 | 68 | 273 | \$49,800 |
| T24 | Billy Horschel | 71 | 67 | 67 | 68 | 273 | \$49,800 |
| T24 | Nathan Green | 65 | 69 | 70 | 69 | 273 | \$49,800 |
| T24 | Brian Harman | 70 | 65 | 69 | 69 | 273 | \$49,800 |
| T24 | Bo Van Pelt | 70 | 67 | 67 | 69 | 273 | \$49,800 |
| T29 | Charlie Beljan | 73 | 67 | 68 | 66 | 274 | \$36,525 |
| T29 | Keegan Bradley | 68 | 68 | 70 | 68 | 274 | \$36,525 |
| T29 | Garth Mulroy | 68 | 69 | 69 | 68 | 274 | \$36,525 |
| T29 | Billy Mayfair | 68 | 66 | 71 | 69 | 274 | \$36,525 |
| T29 | Blake Adams | 69 | 64 | 70 | 71 | 274 | \$36,525 |
| T29 | Webb Simpson | 66 | 69 | 68 | 71 | 274 | \$36,525 |
| T29 | Camilo Villegas | 68 | 64 | 70 | 72 | 274 | \$36,525 |
| T29 | Robert Karlsson | 68 | 68 | 66 | 72 | 274 | \$36,525 |
| T37 | Chris Stroud | 71 | 68 | 69 | 67 | 275 | \$24,000 |
| T37 | J.B. Holmes | 70 | 62 | 75 | 68 | 275 | \$24,000 |
| T37 | Vijay Singh | 71 | 69 | 67 | 68 | 275 | \$24,000 |
| T37 | Tim Herron | 72 | 68 | 67 | 68 | 275 | \$24,000 |
| T37 | Derek Lamely | 68 | 71 | 68 | 68 | 275 | \$24,000 |
| T37 | Jerry Kelly | 66 | 72 | 68 | 69 | 275 | \$24,000 |
| T37 | Chris Couch | 72 | 67 | 66 | 70 | 275 | \$24,000 |
| T37 | Greg Chalmers | 67 | 69 | 69 | 70 | 275 | \$24,000 |
| T37 | Aaron Baddeley | 67 | 68 | 69 | 71 | 275 | \$24,000 |
| T37 | Brandt Jobe | 67 | 72 | 64 | 72 | 275 | \$24,000 |
| T47 | Ken Duke | 67 | 69 | 73 | 67 | 276 | \$14,585 |
| T47 | Johnson Wagner | 69 | 70 | 69 | 68 | 276 | \$14,585 |
| T47 | Billy Hurley III | 69 | 67 | 72 | 68 | 276 | \$14,585 |
| T47 | Ryan Moore | 72 | 67 | 69 | 68 | 276 | \$14,585 |
| T47 | Louis Oosthuizen | 69 | 69 | 70 | 68 | 276 | \$14,585 |
| T47 | Roberto Castro | 67 | 70 | 71 | 68 | 276 | \$14,585 |
| T47 | Chris DiMarco | 67 | 70 | 71 | 68 | 276 | \$14,585 |
| T47 | Patrick Reed | 73 | 66 | 68 | 69 | 276 | \$14,585 |
| T47 | Jeff Maggert | 69 | 66 | 72 | 69 | 276 | \$14,585 |
| T47 | Lucas Glover | 70 | 66 | 71 | 69 | 276 | \$14,585 |
| T47 | J.J. Henry | 73 | 67 | 65 | 71 | 276 | \$14,585 |
| T47 | Rocco Mediate | 66 | 70 | 69 | 71 | 276 | \$14,585 |
| T47 | Kevin Streelman | 68 | 69 | 67 | 72 | 276 | \$14,585 |
| T60 | Gavin Coles | 73 | 65 | 70 | 69 | 277 | \$13,140 |
| T60 | Kyle Stanley | 70 | 67 | 70 | 70 | 277 | \$13,140 |
| T62 | Richard Lee | 72 | 67 | 69 | 70 | 278 | \$12,900 |
| T62 | Ian Poulter | 68 | 71 | 68 | 71 | 278 | \$12,900 |
| T64 | Harris English | 69 | 71 | 67 | 72 | 279 | \$12,600 |
| T64 | Zach Johnson | 72 | 65 | 70 | 72 | 279 | \$12,600 |
| T64 | Bryce Molder | 71 | 67 | 67 | 74 | 279 | \$12,600 |
| 67 | Sean O'Hair | 70 | 68 | 69 | 73 | 280 | \$12,360 |
| 68 | Graham Delaet | 68 | 68 | 70 | 75 | 281 | \$12,240 |
| T69 | Arjun Atwal | 71 | 68 | 70 | 74 | 283 | \$12,060 |
| T69 | Jamie Lovemark | 70 | 70 | 68 | 75 | 283 | \$12,060 |

TOURNAMENT RESULTS

2011 TRAVELERS CHAMPIONSHIP

June 20-26, 2011

\$6,000,000 Purse

Champion: Fredrik Jacobson

LEADERS:

First Round: Jim Renner shot an opening round of 63 (-7), one stroke ahead of Ryan Moore and Andres Romero.

Second Round: Amateur, Patrick Cantlay shoots a course record 60 (-10) to take a one shot lead over Jonathon Wagner.

Third round: Fredrik Jacobson shoots a third round 63 (-7) and leads Bryce Molder by one.

Cut: 74 players at 4-under from a field of 155 professionals and one amateur.



| | Player | 1R | 2R | 3R | 4R | Total | Money |
|-----|---------------------|----|----|----|----|-------|----------------|
| 1 | Fredrik Jacobson | 65 | 66 | 63 | 66 | 260 | \$1,080,000.00 |
| T2 | John Rollins | 65 | 68 | 65 | 63 | 261 | \$528,000.00 |
| T2 | Ryan Moore | 64 | 70 | 64 | 63 | 261 | \$528,000.00 |
| 4 | Michael Thompson | 69 | 64 | 64 | 67 | 264 | \$288,000.00 |
| 5 | James Driscoll | 64 | 71 | 69 | 64 | 268 | \$240,400.00 |
| T6 | Kevin Streelman | 66 | 70 | 63 | 66 | 265 | \$201,000.00 |
| T6 | Andres Romero | 64 | 67 | 67 | 67 | 265 | \$201,000.00 |
| T6 | Bryce Molder | 65 | 66 | 64 | 70 | 265 | \$201,000.00 |
| T9 | John Merrick | 67 | 66 | 66 | 67 | 266 | \$156,000.00 |
| T9 | Brian Davis | 65 | 67 | 68 | 66 | 266 | \$156,000.00 |
| T9 | Blake Adams | 66 | 66 | 66 | 68 | 266 | \$156,000.00 |
| T9 | Tom Gillis | 66 | 69 | 66 | 65 | 266 | \$156,000.00 |
| T13 | Brendan Steele | 68 | 64 | 67 | 68 | 267 | \$112,500.00 |
| T13 | Bo Van Pelt | 66 | 65 | 69 | 67 | 267 | \$112,500.00 |
| T13 | Nick Watney | 65 | 65 | 68 | 69 | 267 | \$112,500.00 |
| T13 | Webb Simpson | 66 | 65 | 67 | 69 | 267 | \$112,500.00 |
| T17 | David Mathis | 67 | 65 | 68 | 68 | 268 | \$78,514.29 |
| T17 | Heath Slocum | 70 | 63 | 68 | 67 | 268 | \$78,514.29 |
| T17 | Chris Stroud | 66 | 69 | 67 | 66 | 268 | \$78,514.29 |
| T17 | David Toms | 69 | 66 | 69 | 64 | 268 | \$78,514.29 |
| T17 | Tommy Gainey | 66 | 69 | 65 | 68 | 268 | \$78,514.28 |
| T17 | D.J. Trahan | 69 | 62 | 68 | 69 | 268 | \$78,514.28 |
| T17 | Johnson Wagner | 65 | 63 | 71 | 69 | 268 | \$78,514.28 |
| T24 | Patrick Cantlay (a) | 67 | 60 | 72 | 70 | 269 | |
| T24 | Aaron Baddeley | 67 | 67 | 66 | 69 | 269 | \$46,425.00 |
| T24 | Bud Cauley | 68 | 67 | 69 | 65 | 269 | \$46,425.00 |
| T24 | Steve Flesch | 68 | 68 | 70 | 63 | 269 | \$46,425.00 |
| T24 | J.J. Henry | 68 | 67 | 65 | 69 | 269 | \$46,425.00 |
| T24 | Zach Johnson | 65 | 68 | 70 | 66 | 269 | \$46,425.00 |
| T24 | Carl Pettersson | 68 | 68 | 65 | 68 | 269 | \$46,425.00 |
| T24 | Ian Poulter | 68 | 68 | 66 | 67 | 269 | \$46,425.00 |
| T24 | Brandt Snedeker | 70 | 63 | 67 | 69 | 269 | \$46,425.00 |
| T33 | Chris DiMarco | 66 | 66 | 70 | 68 | 270 | \$33,960.00 |
| T33 | Martin Laird | 68 | 67 | 66 | 69 | 270 | \$33,960.00 |
| T33 | Alexandre Rocha | 65 | 66 | 69 | 70 | 270 | \$33,960.00 |
| T33 | Vaughn Taylor | 65 | 66 | 69 | 70 | 270 | \$33,960.00 |
| T33 | Jhonattan Vegas | 69 | 67 | 68 | 66 | 270 | \$33,960.00 |
| T38 | David Hearn | 66 | 67 | 70 | 68 | 271 | \$27,000.00 |
| T38 | Jerry Kelly | 69 | 66 | 67 | 69 | 271 | \$27,000.00 |
| T38 | Spencer Levin | 67 | 68 | 66 | 70 | 271 | \$27,000.00 |
| T38 | Tim Petrovic | 66 | 69 | 68 | 68 | 271 | \$27,000.00 |
| T38 | Bubba Watson | 66 | 69 | 69 | 67 | 271 | \$27,000.00 |
| T43 | Ricky Barnes | 68 | 65 | 68 | 71 | 272 | \$18,840.00 |
| T43 | Shane Bertsch | 67 | 63 | 75 | 67 | 272 | \$18,840.00 |
| T43 | D.J. Brigman | 68 | 67 | 68 | 69 | 272 | \$18,840.00 |
| T43 | Charley Hoffman | 67 | 67 | 68 | 70 | 272 | \$18,840.00 |
| T43 | Morgan Hoffmann | 68 | 67 | 68 | 69 | 272 | \$18,840.00 |
| T43 | Colt Knost | 67 | 68 | 65 | 72 | 272 | \$18,840.00 |
| T43 | Hunter Mahan | 71 | 63 | 66 | 72 | 272 | \$18,840.00 |
| T43 | Tag Ridings | 65 | 68 | 69 | 70 | 272 | \$18,840.00 |
| T43 | Vijay Singh | 67 | 68 | 69 | 68 | 272 | \$18,840.00 |
| T52 | Joseph Bramlett | 68 | 67 | 69 | 69 | 273 | \$14,310.00 |
| T52 | Joe Durant | 67 | 68 | 68 | 70 | 273 | \$14,310.00 |
| T52 | Aron Price | 69 | 66 | 68 | 70 | 273 | \$14,310.00 |
| T52 | Scott Verplank | 67 | 69 | 69 | 68 | 273 | \$14,310.00 |
| T56 | Chris Couch | 65 | 69 | 68 | 72 | 274 | \$13,680.00 |
| T56 | Brandt Jobe | 65 | 69 | 67 | 73 | 274 | \$13,680.00 |
| T56 | Paul Stankowski | 67 | 68 | 66 | 73 | 274 | \$13,680.00 |
| T59 | Ben Crane | 66 | 70 | 69 | 70 | 275 | \$13,260.00 |
| T59 | J.B. Holmes | 68 | 67 | 71 | 69 | 275 | \$13,260.00 |
| T59 | Carl Paulson | 69 | 66 | 71 | 69 | 275 | \$13,260.00 |
| T59 | Fran Quinn | 71 | 63 | 69 | 72 | 275 | \$13,260.00 |
| T63 | Keegan Bradley | 71 | 65 | 68 | 72 | 276 | \$12,780.00 |
| T63 | Michael Bradley | 65 | 69 | 72 | 70 | 276 | \$12,780.00 |
| T63 | Padraig Harrington | 69 | 67 | 71 | 69 | 276 | \$12,780.00 |
| T63 | Sean O'Hair | 66 | 67 | 68 | 75 | 276 | \$12,780.00 |
| T67 | Briny Baird | 70 | 66 | 68 | 73 | 277 | \$12,240.00 |
| T67 | Lee Janzen | 66 | 67 | 75 | 69 | 277 | \$12,240.00 |
| T67 | Michael Putnam | 65 | 70 | 69 | 73 | 277 | \$12,240.00 |
| T67 | Nate Smith | 71 | 65 | 70 | 71 | 277 | \$12,240.00 |
| T67 | Dean Wilson | 68 | 68 | 70 | 71 | 277 | \$12,240.00 |
| 72 | John Daly | 69 | 67 | 71 | 74 | 281 | \$11,880.00 |
| 73 | Zack Miller | 70 | 66 | 76 | 72 | 284 | \$11,760.00 |
| 74 | Daniel Summerhays | 69 | 67 | 75 | 74 | 285 | \$11,640.00 |

TOURNAMENT RESULTS

2010 TRAVELERS CHAMPIONSHIP

June 21-27, 2010

\$6,000,000 Purse

Champion: Bubba Watson

Sudden Death Playoff

LEADERS:

First Round: Justin Rose, Padraig Harrington, Charlie Wi and Mathew Goggin all fire 64 (-6).

Second Round: Justin Rose holds onto lead at 126 (-14), four strokes ahead of Kevin Sutherland.

Third Round: Justin Rose maintains the lead at 194 (-16), three strokes clear of Ben Curtis.

Cut: 78 players at 2-under par from a field of 156 professionals and 1 DQ.



| | Player | 1R | 2R | 3R | 4R | Total | Money |
|-----|---------------------|----|----|----|----|-------|----------------|
| 1 | Watson, Bubba | 65 | 68 | 67 | 66 | 266 | \$1,080,000.00 |
| T2 | Verplank, Scott | 67 | 69 | 66 | 64 | 266 | \$528,000.00 |
| T2 | Pavin, Corey | 65 | 66 | 69 | 66 | 266 | \$528,000.00 |
| 4 | Riley, Chris | 68 | 65 | 69 | 65 | 267 | \$288,000.00 |
| T5 | Harrington, Padraig | 64 | 71 | 69 | 64 | 268 | \$210,750.00 |
| T5 | Campbell, Chad | 67 | 70 | 65 | 66 | 268 | \$210,750.00 |
| T5 | Goosen, Retief | 68 | 69 | 64 | 67 | 268 | \$210,750.00 |
| T5 | Barnes, Ricky | 69 | 67 | 64 | 68 | 268 | \$210,750.00 |
| T9 | Blanks, Kris | 68 | 67 | 67 | 67 | 269 | \$156,000.00 |
| T9 | de Jonge, Brendon | 70 | 63 | 67 | 69 | 269 | \$156,000.00 |
| T9 | Taylor, Vaughn | 67 | 65 | 67 | 70 | 269 | \$156,000.00 |
| T9 | Rose, Justin | 64 | 62 | 68 | 75 | 269 | \$156,000.00 |
| T13 | Singh, Vijay | 65 | 66 | 73 | 66 | 270 | \$99,750.00 |
| T13 | Moore, Ryan | 68 | 67 | 69 | 66 | 270 | \$99,750.00 |
| T13 | Fowler, Rickie | 71 | 65 | 68 | 66 | 270 | \$99,750.00 |
| T13 | Thompson, Nicholas | 68 | 70 | 66 | 66 | 270 | \$99,750.00 |
| T13 | Sutherland, Kevin | 65 | 65 | 71 | 69 | 270 | \$99,750.00 |
| T13 | Jones, Matt | 65 | 67 | 68 | 70 | 270 | \$99,750.00 |
| T13 | McCarron, Scott | 68 | 66 | 66 | 70 | 270 | \$99,750.00 |
| T13 | Curtis, Ben | 65 | 68 | 64 | 73 | 270 | \$99,750.00 |
| T21 | Kresge, Cliff | 70 | 64 | 71 | 66 | 271 | \$60,000.00 |
| T21 | Wi, Charlie | 64 | 67 | 71 | 69 | 271 | \$60,000.00 |
| T21 | Bohn, Jason | 66 | 69 | 67 | 69 | 271 | \$60,000.00 |
| T21 | Sim, Michael | 68 | 67 | 67 | 69 | 271 | \$60,000.00 |
| T21 | Petrovic, Tim | 67 | 69 | 66 | 69 | 271 | \$60,000.00 |
| T21 | Lunde, Bill | 68 | 63 | 69 | 71 | 271 | \$60,000.00 |
| T27 | Hoffman, Charley | 70 | 67 | 71 | 64 | 272 | \$40,800.00 |
| T27 | Driscoll, James | 70 | 68 | 69 | 65 | 272 | \$40,800.00 |
| T27 | Purdy, Ted | 70 | 68 | 67 | 67 | 272 | \$40,800.00 |
| T27 | DiMarco, Chris | 73 | 65 | 66 | 68 | 272 | \$40,800.00 |
| T27 | Boddeley, Aaron | 69 | 66 | 68 | 69 | 272 | \$40,800.00 |
| T27 | Appleby, Stuart | 70 | 67 | 66 | 69 | 272 | \$40,800.00 |
| T27 | Letzig, Michael | 68 | 69 | 65 | 70 | 272 | \$40,800.00 |
| T34 | Merrick, John | 69 | 69 | 71 | 64 | 273 | \$29,025.00 |
| T34 | Van Pelt, Bo | 69 | 66 | 70 | 68 | 273 | \$29,025.00 |
| T34 | Every, Matt | 69 | 67 | 68 | 69 | 273 | \$29,025.00 |
| T34 | Stankowski, Paul | 71 | 66 | 67 | 69 | 273 | \$29,025.00 |
| T34 | Durant, Joe | 66 | 67 | 70 | 70 | 273 | \$29,025.00 |
| T34 | Goggin, Mathew | 64 | 72 | 67 | 70 | 273 | \$29,025.00 |
| T34 | Petterson, Carl | 67 | 68 | 67 | 71 | 273 | \$29,025.00 |
| T34 | Micheel, Shaun | 72 | 65 | 65 | 71 | 273 | \$29,025.00 |
| T42 | Williamson, Jay | 69 | 65 | 72 | 68 | 274 | \$21,000.00 |
| T42 | Toms, David | 66 | 68 | 71 | 69 | 274 | \$21,000.00 |
| T42 | Streelman, Kevin | 73 | 64 | 68 | 69 | 274 | \$21,000.00 |
| T42 | Stroud, Chris | 69 | 66 | 68 | 71 | 274 | \$21,000.00 |
| T42 | Henry, J.J. | 71 | 67 | 64 | 72 | 274 | \$21,000.00 |
| T47 | Hayes, J.P. | 69 | 66 | 72 | 68 | 275 | \$16,140.00 |
| T47 | Elkington, Steve | 66 | 67 | 73 | 69 | 275 | \$16,140.00 |
| T47 | Stuard, Brian | 67 | 69 | 70 | 69 | 275 | \$16,140.00 |
| T47 | Cink, Stewart | 70 | 65 | 68 | 72 | 275 | \$16,140.00 |
| T51 | Pampling, Rod | 68 | 68 | 75 | 65 | 276 | \$14,120.00 |
| T51 | Ogilvie, Joe | 68 | 70 | 70 | 68 | 276 | \$14,120.00 |
| T51 | MacKenzie, Will | 68 | 70 | 68 | 70 | 276 | \$14,120.00 |
| T51 | Connell, Michael | 69 | 68 | 69 | 70 | 276 | \$14,120.00 |
| T51 | Wetterich, Brett | 71 | 67 | 68 | 70 | 276 | \$14,120.00 |
| T51 | Weekley, Boo | 69 | 69 | 67 | 71 | 276 | \$14,120.00 |
| T57 | Nitties, James | 69 | 68 | 74 | 66 | 277 | \$13,260.00 |
| T57 | Simpson, Webb | 67 | 69 | 74 | 67 | 277 | \$13,260.00 |
| T57 | Mayfair, Billy | 66 | 70 | 74 | 67 | 277 | \$13,260.00 |
| T57 | Bradley, Michael | 67 | 69 | 72 | 69 | 277 | \$13,260.00 |
| T57 | Prugh, Alex | 71 | 65 | 70 | 71 | 277 | \$13,260.00 |
| T57 | Price, Aron | 65 | 69 | 69 | 74 | 277 | \$13,260.00 |
| 63 | Jerry Kelly | 66 | 71 | 73 | 68 | 278 | \$12,840.00 |
| T64 | Brooks, Mark | 68 | 68 | 74 | 69 | 279 | \$12,540.00 |
| T64 | Lyle, Jarrod | 71 | 67 | 71 | 70 | 279 | \$12,540.00 |
| T64 | Atwal, Arjun | 71 | 67 | 69 | 72 | 279 | \$12,540.00 |
| T64 | Chalmers, Greg | 66 | 66 | 73 | 74 | 279 | \$12,540.00 |
| T68 | DeLaet, Graham | 70 | 66 | 75 | 69 | 280 | \$12,060.00 |
| T68 | Wagner, Johnson | 68 | 66 | 75 | 71 | 280 | \$12,060.00 |
| T68 | Garrigus, Robert | 73 | 65 | 70 | 72 | 280 | \$12,060.00 |
| T68 | Adamonis, Brad | 69 | 69 | 70 | 72 | 280 | \$12,060.00 |
| 72 | Hensby, Mark | 67 | 71 | 71 | 72 | 281 | \$11,760.00 |
| 73 | Molder, Bryce | 68 | 70 | 72 | 72 | 282 | \$11,640.00 |
| T74 | Perry, Kenny | 69 | 68 | 73 | 73 | 283 | \$11,400.00 |
| T74 | Johnson, Kevin | 66 | 72 | 70 | 75 | 283 | \$11,400.00 |
| T74 | Kendall, Skip | 69 | 69 | 70 | 75 | 283 | \$11,400.00 |
| 77 | Herron, Tim | 66 | 67 | 71 | 83 | 287 | \$11,160.00 |

TOURNAMENT RESULTS

2009 TRAVELERS CHAMPIONSHIP

June 22-28, 2009

\$6,000,000 Purse

Champion: Kenny Perry

LEADERS:

First Round: Kenny Perry fired a 61 (-9), two ahead of Paul Goydos.

Second Round: Kenny Perry kept the lead at (-11), one shot ahead of David Toms.

Third Round: Paul Goydos took the lead at (-16), one stroke ahead of Perry.

Cut: 65 players at 2-under-par from a field of 156 professionals and one amateur.



| | Player | 1R | 2R | 3R | 4R | Total | Money |
|-----|-------------------|----|----|----|----|-------|----------------|
| 1 | Perry, Kenny | 61 | 68 | 66 | 63 | 258 | \$1,080,000.00 |
| T2 | Toms, David | 65 | 65 | 66 | 65 | 261 | \$528,000.00 |
| T2 | Goydos, Paul | 63 | 68 | 63 | 67 | 261 | \$528,000.00 |
| T4 | Moore, Ryan | 66 | 65 | 68 | 64 | 263 | \$248,000.00 |
| T4 | Mahan, Hunter | 66 | 70 | 63 | 64 | 263 | \$248,000.00 |
| T4 | Curtis, Ben | 68 | 64 | 66 | 65 | 263 | \$248,000.00 |
| T7 | Ridings, Tag | 64 | 69 | 65 | 66 | 264 | \$193,500.00 |
| T7 | Wittenberg, Casey | 67 | 65 | 65 | 67 | 264 | \$193,500.00 |
| T9 | Verplank, Scott | 67 | 68 | 68 | 62 | 265 | \$168,000.00 |
| T9 | Van Pelt, Bo | 66 | 68 | 64 | 67 | 265 | \$168,000.00 |
| T11 | Glover, Lucas | 65 | 71 | 65 | 65 | 266 | \$138,000.00 |
| T11 | Kim, Anthony | 66 | 66 | 67 | 67 | 266 | \$138,000.00 |
| T11 | Merrick, John | 65 | 67 | 65 | 69 | 266 | \$138,000.00 |
| T14 | Watson, Bubba | 66 | 68 | 70 | 63 | 267 | \$105,000.00 |
| T14 | Trahan, D.J. | 66 | 68 | 68 | 65 | 267 | \$105,000.00 |
| T14 | Weekley, Boo | 64 | 71 | 67 | 65 | 267 | \$105,000.00 |
| T14 | Allen, Michael | 68 | 65 | 67 | 67 | 267 | \$105,000.00 |
| 18 | Johnson, Zach | 67 | 68 | 66 | 67 | 268 | \$90,000.00 |
| T19 | Stanley, Kyle | 66 | 67 | 70 | 66 | 269 | \$75,300.00 |
| T19 | Garrigus, Robert | 66 | 69 | 68 | 66 | 269 | \$75,300.00 |
| T19 | Chalmers, Greg | 64 | 71 | 68 | 66 | 269 | \$75,300.00 |
| T19 | Molder, Bryce | 67 | 66 | 67 | 69 | 269 | \$75,300.00 |
| T23 | Henry, J.J. | 66 | 70 | 68 | 66 | 270 | \$57,600.00 |
| T23 | Letzig, Michael | 70 | 66 | 65 | 69 | 270 | \$57,600.00 |
| T23 | Riley, Chris | 67 | 67 | 66 | 70 | 270 | \$57,600.00 |
| T26 | Simpson, Webb | 67 | 69 | 70 | 65 | 271 | \$41,700.00 |
| T26 | Goggin, Mathew | 65 | 69 | 70 | 67 | 271 | \$41,700.00 |
| T26 | Blanks, Kris | 68 | 66 | 70 | 67 | 271 | \$41,700.00 |
| T26 | Wagner, Johnson | 66 | 68 | 70 | 67 | 271 | \$41,700.00 |
| T26 | Stroud, Chris | 71 | 65 | 68 | 67 | 271 | \$41,700.00 |
| T26 | Gay, Brian | 66 | 68 | 70 | 67 | 271 | \$41,700.00 |
| T26 | O'Hern, Nick | 68 | 68 | 67 | 68 | 271 | \$41,700.00 |
| T26 | MacKenzie, Will | 68 | 68 | 66 | 69 | 271 | \$41,700.00 |
| T34 | de Jonge, Brendon | 70 | 66 | 70 | 66 | 272 | \$28,400.00 |
| T34 | Driscoll, James | 68 | 69 | 68 | 67 | 272 | \$28,400.00 |
| T34 | Bohn, Jason | 67 | 70 | 67 | 68 | 272 | \$28,400.00 |
| T34 | Green, Nathan | 69 | 67 | 68 | 68 | 272 | \$28,400.00 |
| T34 | Lonard, Peter | 67 | 70 | 66 | 69 | 272 | \$28,400.00 |
| T34 | Bettencourt, Matt | 67 | 67 | 69 | 69 | 272 | \$28,400.00 |
| T34 | Leonard, Justin | 69 | 66 | 68 | 69 | 272 | \$28,400.00 |
| T34 | Levin, Spencer | 64 | 69 | 67 | 72 | 272 | \$28,400.00 |
| T34 | Lyle, Jarrod | 67 | 67 | 66 | 72 | 272 | \$28,400.00 |
| T43 | Imada, Ryuji | 70 | 67 | 70 | 66 | 273 | \$20,400.00 |
| T43 | McCarron, Scott | 70 | 67 | 70 | 66 | 273 | \$20,400.00 |
| T43 | Garcia, Sergio | 67 | 69 | 71 | 66 | 273 | \$20,400.00 |
| T43 | Watkins, Aaron | 65 | 67 | 70 | 71 | 273 | \$20,400.00 |
| T47 | Brooks, Mark | 67 | 68 | 71 | 68 | 274 | \$16,140.00 |
| T47 | Lunde, Bill | 67 | 68 | 70 | 69 | 274 | \$16,140.00 |
| T47 | Snedeker, Brandt | 67 | 67 | 69 | 71 | 274 | \$16,140.00 |
| T47 | Knost, Colt | 66 | 66 | 69 | 73 | 274 | \$16,140.00 |
| T51 | Yang, Y.E. | 65 | 71 | 70 | 69 | 275 | \$13,965.00 |
| T51 | Singh, Vijay | 66 | 70 | 70 | 69 | 275 | \$13,965.00 |
| T51 | Wi, Charlie | 66 | 68 | 71 | 70 | 275 | \$13,965.00 |
| T51 | Williamson, Jay | 67 | 68 | 70 | 70 | 275 | \$13,965.00 |
| T51 | Sheehan, Patrick | 67 | 70 | 67 | 71 | 275 | \$13,965.00 |
| T51 | Warren, Charles | 63 | 72 | 69 | 71 | 275 | \$13,965.00 |
| T51 | Durant, Joe | 67 | 68 | 68 | 72 | 275 | \$13,965.00 |
| T51 | Streelman, Kevin | 68 | 66 | 68 | 73 | 275 | \$13,965.00 |
| T59 | Barnes, Ricky | 65 | 70 | 72 | 69 | 276 | \$13,140.00 |
| T59 | Points, D.A. | 65 | 72 | 69 | 70 | 276 | \$13,140.00 |
| T59 | Campbell, Chad | 67 | 69 | 69 | 71 | 276 | \$13,140.00 |
| T59 | Price, Aron | 67 | 68 | 70 | 71 | 276 | \$13,140.00 |
| T63 | Petrovic, Tim | 68 | 69 | 71 | 69 | 277 | \$12,600.00 |
| T63 | Woodland, Gary | 69 | 67 | 72 | 69 | 277 | \$12,600.00 |
| T63 | Beem, Rich | 68 | 67 | 72 | 70 | 277 | \$12,600.00 |
| T63 | List, Luke | 66 | 69 | 70 | 72 | 277 | \$12,600.00 |
| T63 | Heintz, Bob | 68 | 67 | 68 | 74 | 277 | \$12,600.00 |
| T68 | Gore, Jason | 68 | 68 | 73 | 70 | 279 | \$12,180.00 |
| T68 | Reavie, Chez | 66 | 67 | 73 | 73 | 279 | \$12,180.00 |
| T70 | Leishman, Marc | 71 | 66 | 72 | 71 | 280 | \$11,940.00 |
| T70 | Kelly, Jerry | 65 | 70 | 73 | 72 | 280 | \$11,940.00 |
| 72 | Taylor, Vaughn | 69 | 68 | 72 | 73 | 282 | \$11,760.00 |
| T73 | Mayfair, Billy | 70 | 66 | 74 | | 210 | \$11,460.00 |
| T73 | Sutherland, Kevin | 69 | 68 | 73 | | 210 | \$11,460.00 |
| T73 | Parnevik, Jesper | 67 | 70 | 73 | | 210 | \$11,460.00 |
| T73 | Janzen, Lee | 66 | 71 | 73 | | 210 | \$11,460.00 |
| T77 | Aldridge, Tyler | 69 | 66 | 78 | | 213 | \$10,980.00 |
| T77 | Baddeley, Aaron | 69 | 68 | 76 | | 213 | \$10,980.00 |
| T77 | Browne, Olin | 70 | 67 | 76 | | 213 | \$10,980.00 |
| T77 | DiMarco, Chris | 68 | 69 | 76 | | 213 | \$10,980.00 |

TOURNAMENT RESULTS

2008 TRAVELERS CHAMPIONSHIP

June 16-22, 2008

\$6,000,000 Purse

Champion: Stewart Cink



LEADERS:

First Round: Brad Adamonis, Brian Davis, Steve Lowery, Johnson Wagner

Second Round: Stewart Cink took the lead at 10-under, one ahead of Adamonis, Ken Duke, Lucas Glover, Hunter Mahan, Kevin Sutherland and Michael Thompson.

Third Round: Cink held the lead at 15-under, two strokes ahead of Heath Slocum.

Cut: 72 players at 3-under-par 137 from a field of 156 professionals and one amateur.

| | Player | 1R | 2R | 3R | 4R | Total | Money |
|-----|--------------------------|----|----|----|----|-------|----------------|
| 1 | Cink, Stewart | 66 | 64 | 65 | 67 | 262 | \$1,080,000.00 |
| T2 | Mahan, Hunter | 68 | 63 | 67 | 65 | 263 | 528,000.00 |
| T2 | Armour III, Tommy | 69 | 64 | 65 | 65 | 263 | 528,000.00 |
| 4 | Slocum, Heath | 67 | 66 | 64 | 67 | 264 | 288,000.00 |
| 5 | Singh, Vijay | 66 | 68 | 64 | 68 | 266 | 240,000.00 |
| T6 | Allen, Michael | 69 | 66 | 68 | 64 | 267 | 194,250.00 |
| T6 | Watson, Bubba | 66 | 68 | 67 | 66 | 267 | 194,250.00 |
| T6 | Adamonis, Brad | 64 | 68 | 68 | 67 | 267 | 194,250.00 |
| T6 | Perry, Kenny | 66 | 67 | 65 | 69 | 267 | 194,250.00 |
| T10 | Pavin, Corey | 68 | 66 | 70 | 64 | 268 | 150,000.00 |
| T10 | Letzig, Michael | 68 | 68 | 63 | 69 | 268 | 150,000.00 |
| T10 | Streelman, Kevin | 73 | 63 | 62 | 70 | 268 | 150,000.00 |
| T13 | Curtis, Ben | 68 | 66 | 69 | 66 | 269 | 106,000.00 |
| T13 | Davis, Brian | 64 | 70 | 69 | 66 | 269 | 106,000.00 |
| T13 | Ridings, Tag | 66 | 70 | 66 | 67 | 269 | 106,000.00 |
| T13 | Pernice Jr., Tom | 65 | 68 | 68 | 68 | 269 | 106,000.00 |
| T13 | Huston, John | 65 | 69 | 67 | 68 | 269 | 106,000.00 |
| T13 | DiMarco, Chris | 66 | 69 | 64 | 70 | 269 | 106,000.00 |
| T19 | Rose, Justin | 65 | 72 | 66 | 67 | 270 | 65,250.00 |
| T19 | Baird, Briny | 67 | 70 | 66 | 67 | 270 | 65,250.00 |
| T19 | Herron, Tim | 66 | 69 | 67 | 68 | 270 | 65,250.00 |
| T19 | Glover, Lucas | 65 | 66 | 71 | 68 | 270 | 65,250.00 |
| T19 | Haas, Bill | 68 | 67 | 69 | 66 | 270 | 65,250.00 |
| T19 | O'Hern, Nick | 68 | 69 | 65 | 68 | 270 | 65,250.00 |
| T19 | Mills, Jon | 70 | 64 | 65 | 71 | 270 | 65,250.00 |
| T19 | Trahan, D.J. | 67 | 70 | 62 | 71 | 270 | 65,250.00 |
| T27 | Sutherland, Kevin | 67 | 65 | 72 | 67 | 271 | 40,800.00 |
| T27 | Duke, Ken | 65 | 66 | 70 | 70 | 271 | 40,800.00 |
| T27 | McCarron, Scott | 68 | 69 | 68 | 66 | 271 | 40,800.00 |
| T27 | Day, Jason | 67 | 67 | 66 | 71 | 271 | 40,800.00 |
| T27 | Elkington, Steve | 70 | 64 | 66 | 71 | 271 | 40,800.00 |
| T27 | Toms, David | 67 | 69 | 64 | 71 | 271 | 40,800.00 |
| T27 | Campbell, Chad | 67 | 70 | 62 | 72 | 271 | 40,800.00 |
| T34 | Johnson, Dustin | 66 | 70 | 67 | 69 | 272 | 32,400.00 |
| T34 | Thompson, Nicholas | 67 | 69 | 68 | 68 | 272 | 32,400.00 |
| T34 | Estes, Bob | 69 | 68 | 64 | 71 | 272 | 32,400.00 |
| T37 | Simpson, Webb | 67 | 70 | 67 | 69 | 273 | 25,800.00 |
| T37 | Kraft, Greg | 69 | 67 | 66 | 71 | 273 | 25,800.00 |
| T37 | Ogilvie, Joe | 70 | 67 | 68 | 68 | 273 | 25,800.00 |
| T37 | Kanada, Craig | 67 | 68 | 70 | 68 | 273 | 25,800.00 |
| T37 | Petterson, Carl | 70 | 65 | 70 | 68 | 273 | 25,800.00 |
| T37 | Lonard, Peter | 66 | 70 | 70 | 67 | 273 | 25,800.00 |
| T37 | Funk, Fred | 66 | 68 | 65 | 74 | 273 | 25,800.00 |
| 44 | Mize, Larry | 67 | 70 | 67 | 70 | 274 | 21,000.00 |
| T45 | Sowards, Bob | 67 | 70 | 66 | 72 | 275 | 16,817.15 |
| T45 | Wagner, Johnson | 64 | 71 | 67 | 73 | 275 | 16,817.15 |
| T45 | Gore, Jason | 71 | 66 | 69 | 69 | 275 | 16,817.15 |
| T45 | Lowery, Steve | 64 | 73 | 69 | 69 | 275 | 16,817.15 |
| T45 | Pappas, Brenden | 69 | 65 | 65 | 76 | 275 | 16,817.15 |
| T45 | Appleby, Stuart | 68 | 66 | 72 | 69 | 275 | 16,817.15 |
| T45 | Jones, Kent | 66 | 70 | 73 | 66 | 275 | 16,817.15 |
| T52 | Allred, Jason | 68 | 67 | 68 | 73 | 276 | 13,851.43 |
| T52 | Kuchar, Matt | 67 | 70 | 66 | 73 | 276 | 13,851.43 |
| T52 | Rollins, John | 70 | 64 | 68 | 74 | 276 | 13,851.43 |
| T52 | Na, Kevin | 69 | 66 | 69 | 72 | 276 | 13,851.43 |
| T52 | Browne, Olin | 68 | 69 | 69 | 70 | 276 | 13,851.43 |
| T52 | Buckle, Andrew | 68 | 68 | 72 | 68 | 276 | 13,851.43 |
| T52 | Mallinger, John | 67 | 67 | 74 | 68 | 276 | 13,851.43 |
| T59 | Henry, J.J. | 66 | 70 | 68 | 73 | 277 | 13,320.00 |
| T59 | Thompson, Michael H. (a) | 65 | 67 | 72 | 73 | 277 | |
| 61 | Rumford, Brett | 68 | 66 | 72 | 72 | 278 | 13,200.00 |
| T62 | Begay III, Notah | 66 | 71 | 70 | 72 | 279 | 12,900.00 |
| T62 | Mayfair, Billy | 66 | 70 | 71 | 72 | 279 | 12,900.00 |
| T62 | Frazar, Harrison | 69 | 68 | 71 | 71 | 279 | 12,900.00 |
| T62 | Marino, Steve | 67 | 70 | 72 | 70 | 279 | 12,900.00 |
| T66 | Andrade, Billy | 69 | 68 | 69 | 74 | 280 | 12,480.00 |
| T66 | Wi, Charlie | 68 | 68 | 72 | 72 | 280 | 12,480.00 |
| T66 | Hart, Dudley | 68 | 68 | 72 | 72 | 280 | 12,480.00 |
| 69 | Taylor, Vaughn | 67 | 68 | 78 | 69 | 282 | 12,240.00 |
| 70 | Stroud, Chris | 67 | 69 | 75 | 72 | 283 | 12,120.00 |
| T71 | Karmis, Peter | 65 | 70 | 72 | 77 | 284 | 11,940.00 |
| T71 | McGovern, Jim | 67 | 69 | 75 | 73 | 284 | 11,940.00 |

TOURNAMENT RESULTS

2007 TRAVELERS CHAMPIONSHIP

June 20-24, 2007

\$6,000,000 Purse

Champion: Hunter Mahan

Sudden Death Playoff

LEADERS:

First Round: Hunter Mahan, Chris DiMarco, Carl Pettersson, Bob Heintz, Michael Sim, Kenny Perry, Brad Faxon, Steve Allan, Rod Pampling, Michael Allen, Billy Andrade, Joey Sindelar, Woody Austin, Ryan Moore, Jay Williamson

Second Round: Williamson and David Toms moved to 8-under 132, one ahead of Mahan and two up on Olin Browne, Charles Warren, and DiMarco.

Third Round: Williamson held the lead at -11, one shot ahead of Mahan, and two strokes better than Toms. Fred Funk followed at three shots behind.

Cut: 79 players at 1-over par 141 from a field of 156 professionals.



| | Player | 1R | 2R | 3R | 4R | Total | Money |
|-----|----------------------|----|----|----|----|-------|----------------|
| 1 | Mahan, Hunter | 62 | 71 | 67 | 65 | 265 | \$1,080,000.00 |
| 2 | Williamson, Jay | 66 | 66 | 67 | 66 | 265 | 648,000.00 |
| 3 | O'Hern, Nick | 67 | 70 | 66 | 66 | 269 | 408,000.00 |
| 4 | Singh, Vijay | 68 | 71 | 66 | 65 | 270 | 288,000.00 |
| 5 | Funk, Fred | 70 | 65 | 67 | 69 | 271 | 240,000.00 |
| T6 | Van Pelt, Bo | 73 | 68 | 67 | 64 | 272 | 201,000.00 |
| T6 | Lehman, Tom | 67 | 68 | 70 | 67 | 272 | 201,000.00 |
| T6 | Toms, David | 67 | 65 | 69 | 71 | 272 | 201,000.00 |
| T9 | Staten, B.J. | 67 | 71 | 69 | 66 | 273 | 156,000.00 |
| T9 | Na, Kevin | 70 | 67 | 69 | 67 | 273 | 156,000.00 |
| T9 | Rose, Justin | 69 | 68 | 68 | 68 | 273 | 156,000.00 |
| T9 | Mayfair, Billy | 67 | 72 | 66 | 68 | 273 | 156,000.00 |
| T13 | Henry, J.J. | 68 | 73 | 69 | 64 | 274 | 120,000.00 |
| T13 | Marino, Steve | 68 | 67 | 71 | 68 | 274 | 120,000.00 |
| T15 | Pettersson, Carl | 65 | 72 | 72 | 66 | 275 | 90,000.00 |
| T15 | Maruyama, Shigeiki | 67 | 69 | 73 | 66 | 275 | 90,000.00 |
| T15 | Campbell, Chad | 69 | 70 | 70 | 66 | 275 | 90,000.00 |
| T15 | Allan, Steve | 66 | 75 | 67 | 67 | 275 | 90,000.00 |
| T15 | Goggin, Mathew | 69 | 71 | 67 | 68 | 275 | 90,000.00 |
| T15 | Perry, Kenny | 65 | 71 | 70 | 69 | 275 | 90,000.00 |
| T15 | Kelly, Jerry | 69 | 68 | 68 | 70 | 275 | 90,000.00 |
| T22 | Ogilvie, Joe | 71 | 68 | 69 | 68 | 276 | 54,085.72 |
| T22 | Andrade, Billy | 66 | 71 | 71 | 68 | 276 | 54,085.72 |
| T22 | Warren, Charles | 67 | 67 | 73 | 69 | 276 | 54,085.72 |
| T22 | Browne, Olin | 67 | 67 | 72 | 70 | 276 | 54,085.71 |
| T22 | Axley, Eric | 67 | 70 | 69 | 70 | 276 | 54,085.71 |
| T22 | Slocum, Heath | 68 | 68 | 70 | 70 | 276 | 54,085.71 |
| T22 | Pernice Jr., Tom | 68 | 70 | 68 | 70 | 276 | 54,085.71 |
| T29 | Atwal, Arjun | 68 | 71 | 74 | 64 | 277 | 39,900.00 |
| T29 | Sutherland, Kevin | 68 | 71 | 73 | 65 | 277 | 39,900.00 |
| T29 | Lonard, Peter | 68 | 69 | 73 | 67 | 277 | 39,900.00 |
| T29 | Hass, Bill | 72 | 68 | 68 | 69 | 277 | 39,900.00 |
| T33 | Faxon, Brad | 65 | 74 | 70 | 69 | 278 | 33,900.00 |
| T33 | Petrovic, Tim | 71 | 68 | 68 | 71 | 278 | 33,900.00 |
| T33 | Moore, Ryan | 66 | 71 | 69 | 72 | 278 | 33,900.00 |
| T36 | Sim, Michael | 65 | 70 | 78 | 66 | 279 | 27,042.86 |
| T36 | Pavin, Corey | 70 | 66 | 77 | 66 | 279 | 27,042.86 |
| T36 | Bowden, Craig | 71 | 69 | 71 | 68 | 279 | 27,042.86 |
| T36 | Tway, Bob | 71 | 70 | 69 | 69 | 279 | 27,042.86 |
| T36 | Pampling, Rod | 66 | 71 | 72 | 70 | 279 | 27,042.86 |
| T36 | Sindelard, Joey | 66 | 70 | 72 | 71 | 279 | 27,042.85 |
| T36 | Perez, Pat | 69 | 68 | 66 | 76 | 279 | 27,042.85 |
| T43 | Davis, Brian | 71 | 69 | 74 | 66 | 280 | 21,000.00 |
| T43 | LaBelle II, Doug | 68 | 73 | 71 | 68 | 280 | 21,000.00 |
| T43 | Austin, Woody | 66 | 73 | 71 | 70 | 280 | 21,000.00 |
| T46 | Wheatcraft, Steve | 68 | 71 | 74 | 68 | 281 | 15,810.00 |
| T46 | Buckle, Andrew | 71 | 70 | 72 | 68 | 281 | 15,810.00 |
| T46 | Holmes, J.B. | 72 | 69 | 71 | 69 | 281 | 15,810.00 |
| T46 | Allen, Michael | 66 | 69 | 76 | 70 | 281 | 15,810.00 |
| T46 | Geiberger, Brent | 73 | 68 | 70 | 70 | 281 | 15,810.00 |
| T46 | Gore, Jason | 68 | 70 | 72 | 71 | 281 | 15,810.00 |
| T46 | Kresge, Cliff | 71 | 70 | 69 | 71 | 281 | 15,810.00 |
| T46 | DiMarco, Chris | 64 | 70 | 74 | 73 | 281 | 15,810.00 |
| T54 | Herron, Tim | 71 | 70 | 74 | 67 | 282 | 13,560.00 |
| T54 | Stadler, Kevin | 68 | 70 | 75 | 69 | 282 | 13,560.00 |
| T54 | Curtis, Ben | 69 | 71 | 73 | 69 | 282 | 13,560.00 |
| T54 | Harrington, Pdraig | 71 | 68 | 74 | 69 | 282 | 13,560.00 |
| T54 | Overton, Jeff | 69 | 71 | 72 | 70 | 282 | 13,560.00 |
| T54 | Calcavecchia, Mark | 71 | 70 | 71 | 70 | 282 | 13,560.00 |
| T54 | Armour, Ryan | 67 | 74 | 68 | 73 | 282 | 13,560.00 |
| T61 | Licklitter II, Frank | 69 | 71 | 75 | 68 | 283 | 12,900.00 |
| T61 | Maruyama, Daisuke | 68 | 72 | 75 | 68 | 283 | 12,900.00 |
| T61 | Beckman, Cameron | 75 | 65 | 74 | 69 | 283 | 12,900.00 |
| T61 | Heintz, Bob | 65 | 72 | 76 | 70 | 283 | 12,900.00 |
| T65 | Parnevik, Jesper | 72 | 69 | 78 | 65 | 284 | 12,540.00 |
| T65 | Branshaw, David | 70 | 71 | 69 | 74 | 284 | 12,540.00 |
| T67 | Wetterich, Brett | 70 | 70 | 80 | 65 | 285 | 12,180.00 |
| T67 | Gamez, Robert | 70 | 69 | 73 | 73 | 285 | 12,180.00 |
| T67 | Flesch, Steve | 71 | 69 | 72 | 73 | 285 | 12,180.00 |
| T67 | Dufner, Jason | 71 | 70 | 70 | 74 | 285 | 12,180.00 |
| 71 | Cejka, Alex | 68 | 71 | 77 | 70 | 286 | 11,880.00 |
| T72 | Day, Glen | 69 | 70 | 76 | 73 | 288 | 11,640.00 |
| T72 | MacKenzie, Will | 67 | 74 | 75 | 72 | 288 | 11,640.00 |
| T72 | Mallinger, John | 71 | 69 | 75 | 73 | 288 | 11,640.00 |
| T75 | Kanada, Craig | 68 | 71 | 75 | 75 | 289 | 11,340.00 |
| T75 | Cink, Stewart | 68 | 70 | 75 | 76 | 289 | 11,340.00 |
| 77 | Isenhour, Tripp | 72 | 68 | 73 | 77 | 290 | 11,160.00 |
| 78 | Brooks, Mark | 70 | 70 | 78 | 73 | 291 | 11,040.00 |
| 79 | Gutschewski, Scott | 72 | 69 | 77 | 78 | 296 | 10,920.00 |

TOURNAMENT RESULTS

2006 BUICK CHAMPIONSHIP

June 29-July 2, 2006

\$4,400,000 Purse

Champion: J.J. Henry

LEADERS:

First Round: Heath Slocum, Peter Lonard, Harrison Frazar and Scott Verplank were tied at 5-under 65, one ahead of Corey Pavin, Carl Pettersson, Darron Stiles, Camilo Villegas, Todd Fischer and Ron Whittaker.

Second Round: Stiles moved to 8-under 132, one ahead of Lonard and two up on Fischer, Verplank, Stewart Cink and Notah Begay III.

Third Round: J.J. Henry sat at 11-under 199, two ahead of Frazar, Villegas and Ryan Moore trailed by three.

Cut: 73 players at even-par 140 from a field of 155 professionals and one amateur.



| | Player | 1R | 2R | 3R | 4R | Total | Money |
|-----|----------------------|----|----|----|----|-------|--------------|
| 1 | Henry, J.J. | 68 | 68 | 63 | 67 | 266 | \$792,000.00 |
| T2 | Mahan, Hunter | 69 | 67 | 68 | 65 | 269 | 387,200.00 |
| T2 | Moore, Ryan | 69 | 66 | 67 | 67 | 269 | 387,200.00 |
| 4 | Green, Nathan | 71 | 65 | 69 | 66 | 271 | 211,200.00 |
| T5 | Austin, Woody | 67 | 70 | 68 | 68 | 273 | 154,550.00 |
| T5 | Maruyama, Shigeki | 74 | 65 | 68 | 66 | 273 | 154,550.00 |
| T5 | Cink, Stewart | 69 | 65 | 72 | 67 | 273 | 154,550.00 |
| T5 | Dickerson, Bubba | 69 | 67 | 70 | 67 | 273 | 154,550.00 |
| T9 | Kendall, Skip | 68 | 67 | 74 | 65 | 274 | 101,828.58 |
| T9 | Flesch, Steve | 69 | 70 | 64 | 71 | 274 | 101,828.57 |
| T9 | Begay III, Notah | 68 | 66 | 71 | 69 | 274 | 101,828.57 |
| T9 | McKenzie, David | 69 | 69 | 67 | 69 | 274 | 101,828.57 |
| T9 | Lonard, Peter | 65 | 68 | 70 | 71 | 274 | 101,828.57 |
| T9 | Ogilvie, Joe | 72 | 63 | 69 | 70 | 274 | 101,828.57 |
| T9 | Watney, Nick | 69 | 67 | 70 | 68 | 274 | 101,828.57 |
| T16 | Geiberger, Brent | 67 | 68 | 73 | 67 | 275 | 66,000.00 |
| T16 | Kaye, Jonathan | 69 | 68 | 70 | 68 | 275 | 66,000.00 |
| T16 | Davis, Brian | 69 | 71 | 69 | 66 | 275 | 66,000.00 |
| T16 | Immelman, Trevor | 70 | 65 | 68 | 72 | 275 | 66,000.00 |
| T16 | Bohn, Jason | 73 | 65 | 68 | 69 | 275 | 66,000.00 |
| T21 | Gamez, Robert | 71 | 66 | 68 | 71 | 276 | 39,160.00 |
| T21 | Pavin, Corey | 66 | 73 | 68 | 69 | 276 | 39,160.00 |
| T21 | Verplank, Scott | 65 | 69 | 71 | 71 | 276 | 39,160.00 |
| T21 | Leonard, Justin | 67 | 69 | 69 | 71 | 276 | 39,160.00 |
| T21 | Whittaker, Ron | 66 | 70 | 72 | 68 | 276 | 39,160.00 |
| T21 | Branshaw, David | 68 | 71 | 66 | 71 | 276 | 39,160.00 |
| T21 | Frazar, Harrison | 65 | 71 | 65 | 75 | 276 | 39,160.00 |
| T21 | Curtis, Ben | 70 | 68 | 70 | 68 | 276 | 39,160.00 |
| T21 | Johnson, Zach | 67 | 69 | 69 | 71 | 276 | 39,160.00 |
| T21 | Villegas, Camilo | 66 | 70 | 66 | 74 | 276 | 39,160.00 |
| T31 | Triplett, Kirk | 72 | 67 | 68 | 70 | 277 | 23,906.67 |
| T31 | Dawson, Marco | 71 | 67 | 68 | 71 | 277 | 23,906.66 |
| T31 | Lickliter II, Frank | 68 | 68 | 73 | 68 | 277 | 23,906.67 |
| T31 | Fischer, Todd | 66 | 68 | 70 | 73 | 277 | 23,906.66 |
| T31 | Slocum, Heath | 65 | 71 | 73 | 68 | 277 | 23,906.67 |
| T31 | Stiles, Darron | 66 | 66 | 74 | 71 | 277 | 23,906.67 |
| T31 | O'Hern, Nick | 67 | 72 | 70 | 68 | 277 | 23,906.67 |
| T31 | Pettersson, Carl | 66 | 71 | 73 | 67 | 277 | 23,906.66 |
| T31 | Staten, B.J. | 72 | 68 | 67 | 70 | 277 | 23,906.67 |
| T40 | Browne, Olin | 67 | 71 | 72 | 68 | 278 | 17,600.00 |
| T40 | Cook, John | 72 | 65 | 72 | 69 | 278 | 17,600.00 |
| T40 | Goydos, Paul | 70 | 67 | 70 | 71 | 278 | 17,600.00 |
| T40 | Gove, Jeff | 72 | 67 | 69 | 70 | 278 | 17,600.00 |
| T44 | Mayfair, Billy | 69 | 71 | 70 | 69 | 279 | 14,080.00 |
| T44 | Sposa, Mike | 70 | 70 | 68 | 71 | 279 | 14,080.00 |
| T44 | Damron, Robert | 70 | 69 | 71 | 69 | 279 | 14,080.00 |
| T44 | Choi, K.J. | 71 | 68 | 69 | 71 | 279 | 14,080.00 |
| T48 | Andrade, Billy | 69 | 69 | 73 | 69 | 280 | 11,193.60 |
| T48 | Couch, Chris | 71 | 68 | 71 | 70 | 280 | 11,193.60 |
| T48 | Maruyama, Daisuke | 71 | 67 | 69 | 73 | 280 | 11,193.60 |
| T48 | Jacobson, Fredrik | 73 | 67 | 70 | 70 | 280 | 11,193.60 |
| T48 | Truhan, D.J. | 67 | 68 | 72 | 73 | 280 | 11,193.60 |
| T53 | Funk, Fred | 70 | 69 | 73 | 69 | 281 | 10,090.66 |
| T53 | Kraft, Greg | 68 | 72 | 69 | 72 | 281 | 10,090.67 |
| T53 | Barron, Doug | 69 | 70 | 71 | 71 | 281 | 10,090.67 |
| T53 | Gronberg, Mathias | 68 | 71 | 65 | 77 | 281 | 10,090.66 |
| T53 | Cejka, Alex | 70 | 70 | 69 | 72 | 281 | 10,090.67 |
| T53 | Taylor, Vaughn | 69 | 70 | 72 | 70 | 281 | 10,090.67 |
| T59 | Petrovic, Tim | 70 | 69 | 72 | 71 | 282 | 9,636.00 |
| T59 | Tway, Bob | 67 | 72 | 74 | 69 | 282 | 9,636.00 |
| T59 | Hietala, Ryan | 70 | 70 | 73 | 69 | 282 | 9,636.00 |
| T59 | MacKenzie, Will | 68 | 72 | 73 | 69 | 282 | 9,636.00 |
| T63 | van der Walt, Tjaart | 72 | 67 | 72 | 72 | 283 | 9,328.00 |
| T63 | Sheehan, Patrick | 69 | 69 | 79 | 66 | 283 | 9,328.00 |
| T63 | Ridings, Tag | 67 | 69 | 70 | 77 | 283 | 9,328.00 |
| T66 | Perry, Kenny | 67 | 71 | 75 | 71 | 284 | 9,108.00 |
| T66 | Matteson, Troy | 70 | 70 | 72 | 72 | 284 | 9,108.00 |
| T68 | Huston, John | 70 | 67 | 73 | 75 | 285 | 8,844.00 |
| T68 | Durant, Joe | 71 | 69 | 70 | 75 | 285 | 8,844.00 |
| T68 | Bertsch, Shane | 71 | 65 | 71 | 78 | 285 | 8,844.00 |
| T68 | Aragon, Alex | 68 | 72 | 72 | 73 | 285 | 8,844.00 |
| T72 | Sindelar, Joey | 67 | 72 | 78 | 72 | 289 | 8,580.00 |
| T72 | Overton, Jeff | 69 | 70 | 73 | 77 | 289 | 8,580.00 |

TOURNAMENT RESULTS

2005 BUICK CHAMPIONSHIP

August 25-28, 2005

\$4,300,000 Purse

Champion: Brad Faxon

Sudden Death Playoff

LEADERS:

First Round: Ben Curtis and J.L. Lewis at 6-under-par
64 led Kevin Sutherland, Justin Rose, Michael Putnam,
Franklin Langham and Vaughn Taylor.

Second Round: Rose moved to 12-under-par 128 and led
Curtis and Sutherland by four strokes. Dean Wilson and Chris
Smith were 5 behind.

Third Round: Rose at 12-under-par 198 led Curtis by one shot and Woody Austin,
Jerry Kelly, Corey Pavin, Tjaart van der Walt by four.

Cut: 77 players at even-par 140 from a field of 156 professionals.



| | Player | 1R | 2R | 3R | 4R | Total | Money |
|-----|----------------------|----|----|----|----|-------|--------------|
| 1 | Faxon, Brad | 69 | 71 | 65 | 61 | 266 | \$774,000.00 |
| 2 | van der Walt, Tjaart | 68 | 66 | 68 | 64 | 266 | 464,400.00 |
| 3 | Rose, Justin | 65 | 63 | 70 | 69 | 267 | 292,400.00 |
| T4 | Putnam, Michael | 65 | 69 | 71 | 63 | 268 | 177,733.00 |
| T4 | Curtis, Ben | 64 | 68 | 67 | 69 | 268 | 177,733.00 |
| T4 | Kelly, Jerry | 68 | 67 | 67 | 66 | 268 | 177,733.00 |
| 7 | Perry, Kenny | 70 | 69 | 67 | 63 | 269 | 144,050.00 |
| 8 | Pavin, Corey | 66 | 69 | 67 | 68 | 270 | 133,300.00 |
| T9 | Austin, Woody | 69 | 68 | 65 | 69 | 271 | 116,100.00 |
| T9 | Stiles, Darron | 71 | 69 | 63 | 68 | 271 | 116,100.00 |
| T9 | Watney, Nick | 69 | 66 | 70 | 66 | 271 | 116,100.00 |
| T12 | Brehaut, Jeff | 68 | 68 | 72 | 64 | 272 | 87,075.00 |
| T12 | Day, Glen | 68 | 67 | 71 | 66 | 272 | 87,075.00 |
| T12 | Gillis, Tom | 67 | 68 | 71 | 66 | 272 | 87,075.00 |
| T12 | Taylor, Vaughn | 65 | 70 | 71 | 66 | 272 | 87,075.00 |
| T16 | Allan, Steve | 70 | 68 | 68 | 67 | 273 | 66,650.00 |
| T16 | Allenby, Robert | 68 | 66 | 72 | 67 | 273 | 66,650.00 |
| T16 | Maggert, Jeff | 70 | 68 | 69 | 66 | 273 | 66,650.00 |
| T16 | Sutherland, Kevin | 65 | 67 | 72 | 69 | 273 | 66,650.00 |
| T20 | Bryant, Bart | 70 | 69 | 70 | 65 | 274 | 48,332.00 |
| T20 | Levin, Spencer | 68 | 68 | 69 | 69 | 274 | 48,332.00 |
| T20 | Licklitter II, Frank | 68 | 70 | 68 | 68 | 274 | 48,332.00 |
| T20 | Perez, Pat | 70 | 66 | 70 | 68 | 274 | 48,332.00 |
| T20 | Sindelar, Joey | 75 | 62 | 72 | 65 | 274 | 48,332.00 |
| T25 | Tanaka, Hidemichi | 66 | 70 | 74 | 65 | 275 | 32,823.00 |
| T25 | Van Pelt, Bo | 67 | 71 | 71 | 66 | 275 | 32,823.00 |
| T25 | Hart, Jeff | 71 | 67 | 68 | 69 | 275 | 32,823.00 |
| T25 | Lonard, Peter | 68 | 71 | 68 | 68 | 275 | 32,823.00 |
| T25 | Rollins, John | 74 | 66 | 69 | 66 | 275 | 32,823.00 |
| T25 | Trahan, D.J. | 71 | 68 | 67 | 69 | 275 | 32,823.00 |
| T31 | Clarke, Darren | 70 | 65 | 70 | 71 | 276 | 25,499.00 |
| T31 | Durant, Joe | 66 | 73 | 69 | 68 | 276 | 25,499.00 |
| T31 | Henry, J.J. | 67 | 67 | 73 | 69 | 276 | 25,499.00 |
| T31 | McRoy, Spike | 68 | 71 | 66 | 71 | 276 | 25,499.00 |
| T31 | Petrovic, Tim | 67 | 67 | 70 | 72 | 276 | 25,499.00 |
| T36 | Byrum, Tom | 67 | 71 | 73 | 66 | 277 | 19,816.00 |
| T36 | Hart, Dudley | 67 | 73 | 69 | 68 | 277 | 19,816.00 |
| T36 | Azinger, Paul | 73 | 65 | 69 | 70 | 277 | 19,816.00 |
| T36 | Gow, Paul | 69 | 70 | 69 | 69 | 277 | 19,816.00 |
| T36 | Kuchar, Matt | 70 | 67 | 70 | 70 | 277 | 19,816.00 |
| T36 | Smith, Chris | 66 | 67 | 75 | 69 | 277 | 19,816.00 |
| T42 | Barron, Doug | 71 | 66 | 71 | 70 | 278 | 13,502.00 |
| T42 | Beckman, Cameron | 68 | 69 | 72 | 69 | 278 | 13,502.00 |
| T42 | Bohn, Jason | 67 | 70 | 71 | 70 | 278 | 13,502.00 |
| T42 | Calcavecchia, Mark | 70 | 69 | 72 | 67 | 278 | 13,502.00 |
| T42 | Dawson, Marco | 68 | 71 | 70 | 69 | 278 | 13,502.00 |
| T42 | Haas, Hunter | 73 | 65 | 71 | 69 | 278 | 13,502.00 |
| T42 | Johnson, Zach | 72 | 63 | 72 | 71 | 278 | 13,502.00 |
| T42 | MacKenzie, Will | 70 | 66 | 71 | 71 | 278 | 13,502.00 |
| T42 | Sheehan, Patrick | 72 | 65 | 71 | 70 | 278 | 13,502.00 |
| T51 | Long, Michael | 71 | 68 | 68 | 72 | 279 | 10,349.00 |
| T51 | Westwood, Lee | 69 | 69 | 70 | 71 | 279 | 10,349.00 |
| T51 | Wilson, Dean | 67 | 66 | 73 | 73 | 279 | 10,349.00 |
| T54 | Davis, Brian | 71 | 67 | 73 | 69 | 280 | 9,718.00 |
| T54 | Herron, Tim | 70 | 67 | 73 | 70 | 280 | 9,718.00 |
| T54 | Lewis, J.L. | 64 | 74 | 73 | 69 | 280 | 9,718.00 |
| T54 | Mahan, Hunter | 69 | 71 | 72 | 68 | 280 | 9,718.00 |
| T54 | Na, Kevin | 70 | 70 | 75 | 65 | 280 | 9,718.00 |
| T54 | Pappas, Brenden | 69 | 69 | 71 | 71 | 280 | 9,718.00 |
| T54 | Uresti, Omar | 69 | 70 | 71 | 70 | 280 | 9,718.00 |
| T61 | Cloxtan, Paul | 68 | 71 | 72 | 70 | 281 | 9,331.00 |
| T61 | Tiziani, Mario | 67 | 71 | 71 | 72 | 281 | 9,331.00 |
| T63 | Gay, Brian | 71 | 66 | 73 | 72 | 282 | 9,116.00 |
| T63 | Gogel, Matt | 73 | 66 | 73 | 70 | 282 | 9,116.00 |
| T63 | Sluman, Jeff | 71 | 67 | 76 | 68 | 282 | 9,166.00 |
| T66 | Lancaster, Neal | 71 | 69 | 70 | 73 | 283 | 8,858.00 |
| T66 | Langham, Franklin | 65 | 70 | 75 | 73 | 283 | 8,858.00 |
| T66 | Mattiace, Len | 71 | 68 | 71 | 73 | 283 | 8,858.00 |
| T69 | Gamez, Robert | 69 | 70 | 71 | 74 | 284 | 8,643.00 |
| T69 | Huston, John | 67 | 70 | 76 | 71 | 284 | 8,643.00 |
| T71 | Points, D.A. | 67 | 72 | 73 | 73 | 285 | 8,471.00 |
| T71 | Snyder III, Joey | 69 | 71 | 69 | 76 | 285 | 8,471.00 |
| T73 | Bowditch, Steven | 68 | 68 | 74 | 77 | 287 | 8,299.00 |
| T73 | Gore, Jason | 74 | 65 | 76 | 72 | 287 | 8,299.00 |
| 75 | Watts, Brian | 69 | 71 | 76 | 72 | 288 | 8,170.00 |
| T76 | Brigman, D.J. | 73 | 67 | 78 | 74 | 292 | 8,041.00 |
| T76 | Paulson, Dennis | 68 | 69 | 74 | 81 | 292 | 8,041.00 |

TOURNAMENT RESULTS

2004 BUICK CHAMPIONSHIP

August 26-29, 2004

\$4,200,000 Purse

Champion: Woody Austin

Sudden Death Playoff

LEADERS:

First Round: Corey Pavin fired a 62 to take a three-shot lead over Bob Burns and Matt Weibring.

Second Round: Fred Funk and Zach Johnson were tied at 8-under 132, one stroke ahead of Hank Kuehne and two ahead of Jose Coceres and Pavin.

Third Round: Funk shot a 1-under 69 and took a one-stroke advantage over Tom Byrum and Pavin. Hunter Mahan and Joey Sindelar were two back.

Cut: 80 players at 1-over-par 141 from a field of 155 professionals and one amateur.



| | Player | 1R | 2R | 3R | 4R | Total | Money |
|-----|---------------------|----|----|----|----|-------|--------------|
| 1 | Woody Austin | 68 | 70 | 66 | 66 | 270 | \$756,000.00 |
| 2 | Herron, Tim | 70 | 69 | 65 | 66 | 270 | 453,600.00 |
| T3 | Funk, Fred | 66 | 66 | 69 | 70 | 271 | 218,400.00 |
| T3 | Johnson, Zach | 67 | 65 | 73 | 66 | 271 | 218,400.00 |
| T3 | Pernice, Jr, Tom | 70 | 66 | 68 | 67 | 271 | 218,400.00 |
| T6 | Bohn, Jason | 71 | 67 | 69 | 65 | 271 | 140,700.00 |
| T6 | Gogel, Matt | 67 | 69 | 69 | 67 | 272 | 140,700.00 |
| T6 | Pavin, Corey | 62 | 72 | 68 | 70 | 272 | 140,700.00 |
| T9 | Byrum, Tom | 69 | 66 | 67 | 71 | 273 | 109,200.00 |
| T9 | Fischer, Todd | 71 | 69 | 69 | 67 | 273 | 109,200.00 |
| T9 | Sluman, Jeff | 72 | 69 | 70 | 62 | 273 | 109,200.00 |
| T9 | Sutherland, Kevin | 70 | 70 | 67 | 66 | 273 | 109,200.00 |
| T13 | Atwal, Arjun | 68 | 72 | 70 | 64 | 274 | 69,825.00 |
| T13 | Damron, Robert | 71 | 68 | 68 | 67 | 274 | 69,825.00 |
| T13 | Faxon, Brad | 69 | 68 | 70 | 67 | 274 | 69,825.00 |
| T13 | Kelly, Jerry | 66 | 71 | 70 | 67 | 274 | 69,825.00 |
| T13 | Kuehne, Hank | 68 | 65 | 71 | 70 | 274 | 69,825.00 |
| T13 | Tanaka, Hidenichi | 68 | 65 | 71 | 70 | 274 | 69,825.00 |
| T13 | Triplett, Kirk | 68 | 70 | 67 | 69 | 274 | 69,825.00 |
| T13 | Uresti, Omar | 68 | 70 | 67 | 69 | 274 | 69,825.00 |
| T21 | Barlow, Craig | 73 | 66 | 69 | 67 | 275 | 42,000.00 |
| T21 | Coceres, Jose | 68 | 66 | 70 | 71 | 275 | 42,000.00 |
| T21 | Lickliter II, Frank | 73 | 68 | 67 | 67 | 275 | 42,000.00 |
| T21 | Mahan, Hunter | 71 | 67 | 65 | 72 | 275 | 42,000.00 |
| T21 | Roberts, Loren | 67 | 72 | 69 | 67 | 275 | 42,000.00 |
| T21 | Van Pelt, Bo | 69 | 68 | 68 | 70 | 275 | 42,000.00 |
| T27 | Browne, Olin | 69 | 68 | 71 | 68 | 276 | 29,820.00 |
| T27 | Geiberger, Brent | 71 | 67 | 68 | 70 | 276 | 29,820.00 |
| T27 | Peoples, David | 66 | 70 | 73 | 67 | 276 | 29,820.00 |
| T27 | Wilkinson, Tim | 67 | 71 | 74 | 64 | 276 | 29,820.00 |
| T27 | Willis, Garrett | 72 | 66 | 71 | 67 | 276 | 29,820.00 |
| T32 | Beckman, Cameron | 71 | 69 | 67 | 70 | 277 | 20,440.00 |
| T32 | Bowden, Craig | 66 | 73 | 71 | 67 | 277 | 20,440.00 |
| T32 | Chopra, Daniel | 71 | 68 | 65 | 73 | 277 | 20,440.00 |
| T32 | Durant, Joe | 69 | 69 | 68 | 71 | 277 | 20,440.00 |
| T32 | Lewis, J. L. | 71 | 70 | 67 | 69 | 277 | 20,440.00 |
| T32 | Na, Kevin | 72 | 67 | 69 | 69 | 277 | 20,440.00 |
| T32 | Petrovic, Tim | 68 | 70 | 74 | 65 | 277 | 20,440.00 |
| T32 | Purdy, Ted | 73 | 66 | 68 | 70 | 277 | 20,440.00 |
| T32 | Senden, John | 69 | 70 | 70 | 68 | 277 | 20,440.00 |
| T32 | Sindelar, Joey | 68 | 67 | 68 | 74 | 277 | 20,440.00 |
| T32 | Slocum, Heath | 70 | 71 | 68 | 67 | 277 | 20,440.00 |
| T32 | Williamson, Jay | 68 | 71 | 67 | 71 | 277 | 20,440.00 |
| T44 | Andrade, Billy | 72 | 67 | 71 | 68 | 278 | 13,053.00 |
| T44 | Byrd, Jonathan | 72 | 67 | 70 | 69 | 278 | 13,053.00 |
| T44 | Dufner, Jason | 66 | 70 | 70 | 72 | 278 | 13,053.00 |
| T44 | Korton, Brian | 70 | 71 | 69 | 68 | 278 | 13,053.00 |
| T44 | Mayfair, Billy | 68 | 71 | 69 | 70 | 278 | 13,053.00 |
| T49 | Barber, Aaron | 70 | 69 | 70 | 70 | 279 | 10,365.00 |
| T49 | Bates, Pat | 70 | 70 | 71 | 68 | 279 | 10,365.00 |
| T49 | Duke, Ken | 68 | 69 | 70 | 72 | 279 | 10,365.00 |
| T49 | Kendall, Skip | 69 | 69 | 66 | 75 | 279 | 10,365.00 |
| T49 | Nallen, Chris | 69 | 70 | 74 | 66 | 279 | 10,365.00 |
| T54 | Bryant, Bart | 70 | 69 | 69 | 72 | 280 | 9,618.00 |
| T54 | Heinen, Mike | 70 | 69 | 72 | 69 | 280 | 9,618.00 |
| T54 | Henry, J. J. | 69 | 72 | 71 | 68 | 280 | 9,618.00 |
| T54 | Taylor, Vaughn | 71 | 69 | 70 | 70 | 280 | 9,618.00 |
| T58 | Burns, Bob | 65 | 70 | 70 | 76 | 281 | 9,324.00 |
| T58 | Haas, Bill | 70 | 69 | 69 | 73 | 281 | 9,324.00 |
| T58 | Weibring, Matt | 65 | 72 | 74 | 70 | 281 | 9,324.00 |
| T61 | Allen, Michael | 69 | 72 | 74 | 70 | 282 | 8,946.00 |
| T61 | Baddeley, Aaron | 68 | 70 | 71 | 73 | 282 | 8,946.00 |
| T61 | Palmer, Ryan | 68 | 73 | 71 | 70 | 282 | 8,946.00 |
| T61 | Perez, Pat | 69 | 69 | 70 | 74 | 282 | 8,946.00 |
| T61 | Perks, Craig | 69 | 71 | 75 | 67 | 282 | 8,946.00 |
| T61 | Toledo, Esteban | 69 | 66 | 74 | 73 | 282 | 8,946.00 |
| T67 | Cochran, Russ | 68 | 73 | 71 | 71 | 283 | 8,526.00 |
| T67 | Gamez, Robert | 69 | 66 | 70 | 78 | 283 | 8,526.00 |
| T67 | Miyase, Hirofumi | 72 | 68 | 73 | 70 | 283 | 8,526.00 |
| T67 | Pate, Steve | 71 | 70 | 69 | 73 | 283 | 8,526.00 |
| T71 | Rose, Justin | 71 | 70 | 71 | 72 | 284 | 8,232.00 |
| T71 | Simpson, Scott | 67 | 69 | 76 | 72 | 284 | 8,232.00 |
| T71 | Thatcher, Roland | 70 | 69 | 75 | 70 | 284 | 8,232.00 |
| T75 | Harman, Brian (a) | 73 | 67 | 71 | 73 | 284 | |
| T75 | Ridings, Tag | 67 | 71 | 77 | 70 | 285 | 8,022.00 |
| T75 | Sheehan, Patrick | 70 | 71 | 73 | 71 | 285 | 8,022.00 |
| T77 | Pappas, Deane | 68 | 73 | 73 | 72 | 286 | 7,854.00 |
| T77 | Pride, Dicky | 71 | 70 | 78 | 67 | 286 | 7,854.00 |
| T79 | Hend, Scott | 71 | 70 | 71 | 80 | 292 | 7,728.00 |

TOURNAMENT RESULTS

2003 GREATER HARTFORD OPEN

July 24-27, 2003

\$4,000,000 Purse

Champion: Peter Jacobsen



LEADERS:

First Round: Peter Jacobsen and Jay Haas shared the lead after rounds of 7-under-par 63. Dennis Paulson was one back while Craig Barlow was two behind.

Second Round: Jacobsen moved to 10-under-par to lead Haas by one stroke. Darron Stiles, Paul Goydos and Willie Wood were two back. Four players were three behind.

Third Round: Jacobsen at 11-under-par led Wood and Chris Riley by one stroke. Barlow and Kenny Perry were two behind.

Cut: 76 players at even-par 140 from a field of 155 professionals and one amateur.

| | Player | 1R | 2R | 3R | 4R | Total | Money |
|-----|----------------------|----|----|----|----|-------|--------------|
| 1 | Jacobsen, Peter | 63 | 67 | 69 | 67 | 266 | \$720,000.00 |
| 2 | Riley, Chris | 72 | 65 | 63 | 68 | 268 | 432,000.00 |
| 3 | Fischer, Todd | 66 | 69 | 69 | 65 | 269 | 272,000.00 |
| T4 | Pate, Steve | 67 | 68 | 68 | 67 | 270 | 165,333.00 |
| T4 | Perry, Kenny | 66 | 68 | 67 | 69 | 270 | 165,333.00 |
| T4 | Barlow, Craig | 65 | 68 | 68 | 69 | 270 | 165,333.00 |
| T7 | Durant, Joe | 68 | 69 | 66 | 68 | 271 | 124,667.00 |
| T7 | Damron, Robert | 69 | 64 | 69 | 69 | 271 | 124,667.00 |
| T7 | Baird, Briny | 72 | 65 | 68 | 66 | 271 | 124,667.00 |
| 10 | Micheel, Shaun | 71 | 68 | 68 | 65 | 272 | 108,000.00 |
| T11 | Delsing, Jay | 69 | 68 | 68 | 68 | 273 | 79,429.00 |
| T11 | Glasson, Bill | 70 | 68 | 69 | 66 | 273 | 79,429.00 |
| T11 | Sutherland, Kevin | 68 | 68 | 68 | 69 | 273 | 79,429.00 |
| T11 | Heinen, Mike | 67 | 67 | 70 | 69 | 273 | 79,429.00 |
| T11 | Hnatiuk, Glen | 70 | 69 | 67 | 67 | 273 | 79,429.00 |
| T11 | Pampling, Rod | 70 | 64 | 69 | 70 | 273 | 79,429.00 |
| T11 | Stiles, Darron | 69 | 63 | 70 | 71 | 273 | 79,429.00 |
| T18 | Wood, Willie | 66 | 66 | 68 | 74 | 274 | 56,000.00 |
| T18 | Slocum, Heath | 69 | 66 | 68 | 71 | 274 | 56,000.00 |
| T18 | Choi, K.J. | 66 | 72 | 65 | 71 | 274 | 56,000.00 |
| T21 | Brooks, Mark | 67 | 68 | 70 | 70 | 275 | 41,600.00 |
| T21 | Sindelar, Joey | 68 | 67 | 71 | 69 | 275 | 41,600.00 |
| T21 | Licklitter II, Frank | 71 | 67 | 69 | 68 | 275 | 41,600.00 |
| T21 | Cink, Stewart | 72 | 67 | 71 | 65 | 275 | 41,600.00 |
| T21 | Henry, J.J. | 66 | 67 | 69 | 73 | 275 | 41,600.00 |
| T26 | Freeman, Robin | 69 | 69 | 67 | 71 | 276 | 28,400.00 |
| T26 | Haas, Jay | 63 | 68 | 75 | 70 | 276 | 28,400.00 |
| T26 | Lowery, Steve | 69 | 68 | 70 | 69 | 276 | 28,400.00 |
| T26 | Utley, Stan | 71 | 67 | 68 | 70 | 276 | 28,400.00 |
| T26 | Goggin, Mathew | 67 | 71 | 67 | 71 | 276 | 28,400.00 |
| T26 | Sheehan, Patrick | 71 | 67 | 68 | 70 | 276 | 28,400.00 |
| T26 | Byrd, Jonathan | 67 | 71 | 69 | 69 | 276 | 28,400.00 |
| T33 | Williamson, Jay | 72 | 66 | 65 | 74 | 277 | 22,600.00 |
| T33 | Begay III, Notah | 73 | 66 | 69 | 69 | 277 | 22,600.00 |
| T33 | Gow, Paul | 71 | 69 | 68 | 69 | 277 | 22,600.00 |
| T36 | Faxon, Brad | 67 | 73 | 72 | 66 | 278 | 18,433.00 |
| T36 | Paulson, Dennis | 64 | 70 | 72 | 72 | 278 | 18,433.00 |
| T36 | Petrovic, Tim | 68 | 70 | 72 | 68 | 278 | 18,433.00 |
| T36 | Gillis, Tom | 71 | 67 | 72 | 68 | 278 | 18,433.00 |
| T36 | Sposa, Mike | 68 | 71 | 67 | 72 | 278 | 18,433.00 |
| T36 | Kaye, Jonathan | 66 | 72 | 67 | 73 | 278 | 18,433.00 |
| T42 | Loncaster, Neal | 67 | 72 | 73 | 67 | 279 | 14,000.00 |
| T42 | Bateman, Brian | 67 | 71 | 71 | 70 | 279 | 14,000.00 |
| T42 | Johansson, Per-Ulrik | 69 | 68 | 68 | 74 | 279 | 14,000.00 |
| T42 | Ellis, Danny | 68 | 70 | 68 | 73 | 279 | 14,000.00 |
| T42 | Paulson, Carl | 72 | 66 | 71 | 70 | 279 | 14,000.00 |
| T47 | Don Blake, Jay | 72 | 68 | 69 | 71 | 280 | 10,576.00 |
| T47 | Pernice, Jr., Tom | 70 | 65 | 71 | 74 | 280 | 10,576.00 |
| T47 | Goydos, Paul | 67 | 65 | 74 | 74 | 280 | 10,576.00 |
| T47 | Grob, Mike | 68 | 70 | 70 | 72 | 280 | 10,576.00 |
| T47 | Anderson, Chris | 73 | 67 | 70 | 70 | 280 | 10,576.00 |
| T52 | Andrade, Billy | 68 | 69 | 74 | 70 | 281 | 9,280.00 |
| T52 | Calcavecchia, Mark | 70 | 69 | 71 | 71 | 281 | 9,280.00 |
| T52 | Henninger, Brian | 69 | 64 | 70 | 78 | 281 | 9,280.00 |
| T52 | Gogel, Matt | 67 | 71 | 74 | 69 | 281 | 9,280.00 |
| T52 | Gay, Brian | 68 | 69 | 73 | 71 | 281 | 9,280.00 |
| T52 | Willis, Garrett | 67 | 72 | 75 | 67 | 281 | 9,280.00 |
| T58 | Browne, Olin | 69 | 70 | 74 | 69 | 282 | 8,800.00 |
| T58 | Gamez, Robert | 70 | 69 | 70 | 73 | 282 | 8,800.00 |
| T58 | Mickelson, Phil | 67 | 73 | 70 | 72 | 282 | 8,800.00 |
| T58 | Tanaka, Hidemichi | 72 | 67 | 73 | 70 | 282 | 8,800.00 |
| T58 | Sadakata, Akio | 68 | 69 | 68 | 77 | 282 | 8,800.00 |
| T63 | Edwards, Joel | 69 | 70 | 71 | 73 | 283 | 8,400.00 |
| T63 | Pappas, Deane | 69 | 70 | 75 | 69 | 283 | 8,400.00 |
| T63 | Scherrer, Tom | 70 | 70 | 72 | 71 | 283 | 8,400.00 |
| T63 | Pappas, Brenden | 71 | 68 | 72 | 72 | 283 | 8,400.00 |
| T63 | Kuehne, Hank | 72 | 67 | 75 | 69 | 283 | 8,400.00 |
| T68 | Coles, Gavin | 70 | 67 | 73 | 74 | 284 | 8,080.00 |
| T68 | Baddeley, Aaron | 67 | 72 | 70 | 75 | 284 | 8,080.00 |
| T68 | Morgan, John E. | 69 | 71 | 71 | 73 | 284 | 8,080.00 |
| T71 | Quigley, Brett | 68 | 69 | 73 | 75 | 285 | 7,880.00 |
| T71 | Trahan, D.J. | 73 | 67 | 74 | 71 | 285 | 7,880.00 |
| T73 | Standly, Mike | 67 | 73 | 74 | 72 | 286 | 7,680.00 |
| T73 | Allan, Steve | 71 | 68 | 72 | 75 | 286 | 7,680.00 |
| T73 | Caron, Jason | 69 | 70 | 70 | 77 | 286 | 7,680.00 |
| 76 | Johnson, Richard S. | 69 | 70 | 69 | 79 | 287 | 7,520.00 |

TOURNAMENT RESULTS

2002 CANON GREATER HARTFORD OPEN

June 20-23, 2002

\$4,000,000 Purse

Champion: Phil Mickelson



LEADERS:

First Round: Brett Quigley and Hidemichi Tanaka posted 6-under-par 64s to lead. Tim Herron, Briny Baird, Scott Verplank, Kaname Yokoo, Jonathan Kaye and Skip Kendall by a stroke.

Second Round: Kaye, Baird and Davis Love III shared the lead at 8-under 132. Scott Hoch and Yokoo were one back.

Third Round: Kaye moved to 13-under 197, one-stroke ahead of Verplank. Hoch was two back.

Cut: 76 players at 1-over-par 141 from a field of 155 professionals and one amateur.

| | Player | 1R | 2R | 3R | 4R | Total | Money |
|-----|---------------------|----|----|----|----|-------|--------------|
| 1 | Mickelson, Phil | 69 | 67 | 66 | 64 | 266 | \$720,000.00 |
| T2 | Kaye, Jonathan | 65 | 67 | 65 | 70 | 267 | 352,000.00 |
| T2 | Love III, Davis | 68 | 64 | 68 | 67 | 267 | 352,000.00 |
| 4 | Verplank, Scott | 65 | 70 | 63 | 71 | 269 | 192,000.00 |
| T5 | Carter, Jim | 67 | 69 | 66 | 68 | 270 | 152,000.00 |
| T5 | Edwards, Joel | 68 | 71 | 68 | 63 | 270 | 152,000.00 |
| T7 | Forsman, Dan | 68 | 70 | 69 | 64 | 271 | 124,667.00 |
| T7 | Kendall, Skip | 65 | 72 | 67 | 67 | 271 | 124,667.00 |
| T7 | Hoch, Scott | 67 | 66 | 66 | 72 | 271 | 124,667.00 |
| T10 | Els, Ernie | 69 | 70 | 69 | 64 | 272 | 100,000.00 |
| T10 | Frost, David | 72 | 68 | 67 | 65 | 272 | 100,000.00 |
| T10 | Gove, Jeff | 73 | 64 | 68 | 67 | 272 | 100,000.00 |
| T13 | Bates, Pat | 70 | 71 | 64 | 68 | 273 | 72,800.00 |
| T13 | Goggin, Mathew | 66 | 70 | 70 | 67 | 273 | 72,800.00 |
| T13 | Herron, Tim | 65 | 72 | 66 | 70 | 273 | 72,800.00 |
| T13 | Perry, Kenny | 70 | 71 | 64 | 68 | 273 | 72,800.00 |
| T13 | Tanaka, Hidemichi | 64 | 70 | 68 | 71 | 273 | 72,800.00 |
| T18 | Andrade, Billy | 70 | 70 | 69 | 65 | 274 | 58,000.00 |
| T18 | Baird, Briny | 65 | 67 | 73 | 69 | 274 | 58,000.00 |
| T20 | Calcavecchia, Mark | 68 | 70 | 68 | 69 | 275 | 41,714.00 |
| T20 | Garcia, Sergio | 69 | 67 | 69 | 70 | 275 | 41,714.00 |
| T20 | Nobilo, Frank | 69 | 69 | 71 | 66 | 275 | 41,714.00 |
| T20 | Quigley, Brett | 64 | 71 | 70 | 70 | 275 | 41,714.00 |
| T20 | Lonard, Peter | 66 | 68 | 70 | 71 | 275 | 41,714.00 |
| T20 | Pate, Steve | 66 | 70 | 66 | 73 | 275 | 41,714.00 |
| T20 | Yokoo, Kaname | 65 | 68 | 71 | 71 | 275 | 41,714.00 |
| T27 | Allan, Steve | 66 | 73 | 67 | 70 | 276 | 27,800.00 |
| T27 | Freeman, Robin | 69 | 70 | 70 | 67 | 276 | 27,800.00 |
| T27 | Gow, Paul | 73 | 66 | 64 | 73 | 276 | 27,800.00 |
| T27 | Jones, Kent | 70 | 68 | 69 | 69 | 276 | 27,800.00 |
| T27 | Mattioce, Len | 70 | 64 | 73 | 69 | 276 | 27,800.00 |
| T27 | Triplett, Kirk | 66 | 70 | 69 | 71 | 276 | 27,800.00 |
| T33 | Begay III, Notah | 67 | 72 | 69 | 69 | 277 | 21,133.00 |
| T33 | Howell III, Charles | 71 | 69 | 72 | 65 | 277 | 21,133.00 |
| T33 | Cink, Stewart | 69 | 72 | 67 | 69 | 277 | 21,133.00 |
| T33 | Fryatt, Edward | 72 | 68 | 68 | 69 | 277 | 21,133.00 |
| T33 | Peoples, David | 69 | 65 | 70 | 73 | 277 | 21,133.00 |
| T33 | Singh, Vijay | 70 | 71 | 66 | 70 | 277 | 21,133.00 |
| T39 | Don Blake, Jay | 72 | 68 | 69 | 69 | 278 | 14,416.00 |
| T39 | Browne, Olin | 72 | 64 | 70 | 72 | 278 | 14,416.00 |
| T39 | Clark II, Michael | 69 | 72 | 67 | 70 | 278 | 14,416.00 |
| T39 | DiMarco, Chris | 70 | 66 | 71 | 71 | 278 | 14,416.00 |
| T39 | Ellis, Danny | 71 | 67 | 70 | 70 | 278 | 14,416.00 |
| T39 | Hnatiuk, Glen | 66 | 71 | 69 | 72 | 278 | 14,416.00 |
| T39 | Hulbert, Mike | 70 | 69 | 69 | 70 | 278 | 14,416.00 |
| T39 | Petrovic, Tim | 71 | 68 | 68 | 71 | 278 | 14,416.00 |
| T39 | Sindelar, Joey | 68 | 70 | 71 | 69 | 278 | 14,416.00 |
| T39 | Waite, Grant | 69 | 68 | 68 | 73 | 278 | 14,416.00 |
| T49 | Driscoll, James | 69 | 72 | 67 | 71 | 279 | 9,872.00 |
| T49 | Huston, John | 69 | 71 | 71 | 68 | 279 | 9,872.00 |
| T49 | Jacobsen, Peter | 67 | 69 | 70 | 73 | 279 | 9,872.00 |
| T49 | Pernice, Jr., Tom | 68 | 71 | 72 | 68 | 279 | 9,872.00 |
| T49 | Riley, Chris | 70 | 66 | 70 | 73 | 279 | 9,872.00 |
| T54 | Elkington, Steve | 70 | 71 | 72 | 67 | 280 | 9,000.00 |
| T54 | Gamez, Robert | 70 | 69 | 71 | 70 | 280 | 9,000.00 |
| T54 | Hart, Dudley | 72 | 68 | 72 | 68 | 280 | 9,000.00 |
| T54 | Isenhour, Tripp | 69 | 67 | 72 | 72 | 280 | 9,000.00 |
| T54 | Jobe, Brandt | 67 | 70 | 73 | 70 | 280 | 9,000.00 |
| T54 | Licklitter, Frank | 68 | 72 | 67 | 73 | 280 | 9,000.00 |
| T54 | Pavin, Corey | 67 | 74 | 72 | 67 | 280 | 9,000.00 |
| T54 | Toledo, Esteban | 74 | 64 | 72 | 70 | 280 | 9,000.00 |
| 62 | Allem, Fulton | 71 | 69 | 69 | 72 | 281 | 8,640.00 |
| T63 | Armour III, Tommy | 70 | 69 | 68 | 75 | 282 | 8,400.00 |
| T63 | Bateman, Brian | 73 | 68 | 69 | 72 | 282 | 8,400.00 |
| T63 | Faxon, Brad | 74 | 66 | 69 | 73 | 282 | 8,400.00 |
| T63 | Pride, Dicky | 68 | 73 | 69 | 72 | 282 | 8,400.00 |
| T63 | Riegger, John | 71 | 70 | 72 | 69 | 282 | 8,400.00 |
| T68 | Barlow, Craig | 70 | 69 | 68 | 76 | 283 | 8,160.00 |
| T69 | Elder, Brad | 72 | 68 | 72 | 72 | 284 | 8,000.00 |
| T69 | Mayfair, Billy | 71 | 70 | 71 | 72 | 284 | 8,000.00 |
| T69 | Ogilvie, Joe | 70 | 69 | 74 | 71 | 284 | 8,000.00 |
| 72 | Wood, Willie | 69 | 72 | 74 | 71 | 286 | 7,840.00 |
| T73 | Henninger, Brian | 72 | 69 | 68 | 78 | 287 | 7,680.00 |
| T73 | Jimenez, Miguel A. | 69 | 71 | 71 | 76 | 287 | 7,680.00 |
| T73 | Paulson, Carl | 68 | 66 | 81 | 72 | 287 | 7,680.00 |
| 76 | Pappas, Deane | 67 | 72 | 77 | 72 | 288 | 7,520.00 |

TOURNAMENT RESULTS

2001 CANON GREATER HARTFORD OPEN

June 28-July 1, 2001

\$3,100,000 Purse

Champion: Phil Mickelson



LEADERS:

First Round: Jonathan Kaye opened with an 8-under-par 62.

Shigeki Maruyama trailed by one stroke, while Jay Don Blake was two strokes back.

Second Round: Joe Ogilvie, Blake, Edward Fryatt, Chris Di-Marco, Maruyama, Scott Simpson, Doug Dunakey and Jerry Kelly were tied at 8-under-par 132. Six other players were one stroke back.

Third Round: A tournament-record-tying 61 by Phil Mickelson put him at 14-under-par 196, one stroke ahead of David Berganio.

Cut: 85 players at even-par 140 from a field of 156.

| | Player | 1R | 2R | 3R | 4R | Total | Money |
|-----|----------------------|----|----|----|----|-------|--------------|
| 1 | Mickelson, Phil | 67 | 68 | 61 | 68 | 264 | \$558,000.00 |
| 2 | Andrade, Billy | 68 | 65 | 66 | 66 | 265 | 334,800.00 |
| T3 | Berganio, Jr., David | 67 | 66 | 64 | 69 | 266 | 161,200.00 |
| T3 | DiMarco, Chris | 65 | 67 | 66 | 68 | 266 | 161,200.00 |
| T3 | Hart, Dudley | 70 | 63 | 70 | 63 | 266 | 161,200.00 |
| 6 | Pernice, Jr., Tom | 68 | 68 | 66 | 65 | 267 | 111,600.00 |
| T7 | Browne, Olin | 68 | 71 | 67 | 63 | 269 | 83,921.00 |
| T7 | Isenhour, Tripp | 69 | 70 | 67 | 63 | 269 | 83,921.00 |
| T7 | Licklitter, Frank | 65 | 69 | 68 | 67 | 269 | 83,921.00 |
| T7 | Maruyama, Shigeki | 63 | 69 | 73 | 64 | 269 | 83,921.00 |
| T7 | Perry, Kenny | 68 | 68 | 70 | 63 | 269 | 83,921.00 |
| T7 | Triplett, Kirk | 68 | 71 | 65 | 65 | 269 | 83,921.00 |
| T7 | Kelly, Jerry | 67 | 65 | 69 | 68 | 269 | 83,921.00 |
| T14 | Azinger, Paul | 70 | 64 | 69 | 67 | 270 | 55,800.00 |
| T14 | Herron, Tim | 66 | 68 | 67 | 69 | 270 | 55,800.00 |
| T14 | Sutton, Hal | 67 | 67 | 69 | 67 | 270 | 55,800.00 |
| T17 | Brooks, Mark | 66 | 69 | 68 | 68 | 271 | 43,400.00 |
| T17 | Ogilvie, Joe | 68 | 64 | 70 | 69 | 271 | 43,400.00 |
| T17 | Simpson, Scott | 65 | 67 | 70 | 69 | 271 | 43,400.00 |
| T17 | Sutherland, Kevin | 68 | 67 | 68 | 68 | 271 | 43,400.00 |
| T17 | Verplank, Scott | 72 | 67 | 71 | 61 | 271 | 43,400.00 |
| T22 | Blake, Jay Don | 64 | 68 | 72 | 68 | 272 | 27,944.00 |
| T22 | Daly, John | 67 | 70 | 70 | 65 | 272 | 27,944.00 |
| T22 | Fryatt, Edward | 65 | 67 | 72 | 68 | 272 | 27,944.00 |
| T22 | Mayfair, Billy | 70 | 70 | 68 | 64 | 272 | 27,944.00 |
| T22 | Duval, David | 67 | 66 | 70 | 69 | 272 | 27,944.00 |
| T22 | Nobilo, Frank | 67 | 66 | 70 | 69 | 272 | 27,944.00 |
| T22 | Ogilvy, Geoff | 67 | 68 | 69 | 68 | 272 | 27,944.00 |
| T29 | Baird, Briny | 67 | 68 | 69 | 68 | 273 | 19,286.00 |
| T29 | Calcevecchio, Mark | 68 | 68 | 71 | 66 | 273 | 19,286.00 |
| T29 | Frost, David | 69 | 68 | 69 | 67 | 273 | 19,286.00 |
| T29 | Howell III, Charles | 66 | 72 | 70 | 65 | 273 | 19,286.00 |
| T29 | Kaye, Jonathan | 62 | 71 | 72 | 68 | 273 | 19,286.00 |
| T29 | Williamson, Jay | 66 | 72 | 70 | 65 | 273 | 19,286.00 |
| T29 | Gow, Paul | 67 | 69 | 68 | 69 | 273 | 19,286.00 |
| T36 | Anderson, Jeremy | 70 | 67 | 71 | 66 | 274 | 13,659.00 |
| T36 | Carter, Jim | 68 | 68 | 71 | 67 | 274 | 13,659.00 |
| T36 | Gay, Brian | 68 | 72 | 68 | 66 | 274 | 13,659.00 |
| T36 | Pate, Steve | 68 | 67 | 71 | 68 | 274 | 13,659.00 |
| T36 | Dunakey, Doug | 68 | 65 | 71 | 71 | 274 | 13,659.00 |
| T36 | Haas, Jay | 71 | 68 | 68 | 67 | 274 | 13,659.00 |
| T36 | Sluman, Jeff | 67 | 69 | 69 | 69 | 274 | 13,659.00 |
| T36 | Waldorf, Duffy | 71 | 69 | 65 | 69 | 274 | 13,659.00 |
| 44 | Mattiace, Len | 67 | 69 | 72 | 67 | 275 | 10,850.00 |
| T45 | Beckman, Cameron | 70 | 70 | 69 | 67 | 276 | 9,076.00 |
| T45 | Edwards, Joel | 73 | 67 | 66 | 70 | 276 | 9,076.00 |
| T45 | Green, Jimmy | 66 | 73 | 70 | 67 | 276 | 9,076.00 |
| T45 | McLardy, Andrew | 66 | 71 | 72 | 67 | 276 | 9,076.00 |
| T45 | Smith, Chris | 70 | 66 | 72 | 68 | 276 | 9,076.00 |
| T50 | Johnson, Kevin | 68 | 71 | 67 | 71 | 277 | 7,477.00 |
| T50 | Lewis, J.L. | 70 | 70 | 69 | 68 | 277 | 7,477.00 |
| T50 | Mize, Larry | 65 | 72 | 71 | 69 | 277 | 7,477.00 |
| T50 | Paulson, Carl | 68 | 69 | 71 | 69 | 277 | 7,477.00 |
| T50 | Toledo, Esteban | 66 | 74 | 71 | 66 | 277 | 7,477.00 |
| T55 | Clark II, Michael | 69 | 69 | 69 | 71 | 278 | 6,975.00 |
| T55 | Faldo, Nick | 66 | 73 | 72 | 67 | 278 | 6,975.00 |
| T55 | Mogee, Andrew | 67 | 71 | 71 | 69 | 278 | 6,975.00 |
| T55 | Pavin, Corey | 69 | 71 | 71 | 67 | 278 | 6,975.00 |
| T55 | Peoples, David | 71 | 68 | 69 | 70 | 278 | 6,975.00 |
| T55 | Tidland, Chris | 70 | 70 | 69 | 69 | 278 | 6,975.00 |
| T61 | Clearwater, Keith | 71 | 67 | 73 | 68 | 279 | 6,603.00 |
| T61 | Furyk, Jim | 72 | 67 | 71 | 69 | 279 | 6,603.00 |
| T61 | Hart, Jeff | 74 | 66 | 69 | 70 | 279 | 6,603.00 |
| T61 | Hnatiuk, Glen | 73 | 67 | 71 | 68 | 279 | 6,603.00 |
| T61 | Hughes, Bradley | 69 | 71 | 69 | 70 | 279 | 6,603.00 |
| T61 | Murphy, Sean | 67 | 73 | 74 | 65 | 279 | 6,603.00 |
| T67 | Austin, Woody | 69 | 71 | 70 | 70 | 280 | 6,231.00 |
| T67 | Bryant, Bart | 70 | 69 | 74 | 67 | 280 | 6,231.00 |
| T67 | Elkington, Steve | 68 | 72 | 69 | 71 | 280 | 6,231.00 |
| T67 | Jordan, Pete | 69 | 66 | 73 | 72 | 280 | 6,231.00 |
| T67 | Leggatt, Ian | 67 | 73 | 71 | 69 | 280 | 6,231.00 |
| T67 | Stankowski, Paul | 67 | 72 | 70 | 71 | 280 | 6,231.00 |
| T73 | Kraft, Greg | 68 | 72 | 74 | 67 | 281 | 5,983.00 |
| T73 | Riley, Chris | 65 | 70 | 78 | 68 | 281 | 5,983.00 |
| T75 | Canonica, Emanuele | 71 | 68 | 71 | 72 | 282 | 5,859.00 |
| T75 | Freeman, Robin | 73 | 67 | 74 | 68 | 282 | 5,859.00 |
| T77 | Grunewald, Kelly | 69 | 70 | 75 | 69 | 283 | 5,735.00 |
| T77 | Pride, Dicky | 68 | 71 | 74 | 70 | 283 | 5,735.00 |
| 79 | McRoy, Spike | 68 | 71 | 76 | 69 | 284 | 5,642.00 |
| T80 | Huston, John | 71 | 68 | 71 | 75 | 285 | 5,549.00 |
| T80 | Lancaster, Neal | 69 | 69 | 74 | 73 | 285 | 5,549.00 |
| T82 | Geiberger, Brent | 70 | 69 | 78 | 69 | 286 | 5,425.00 |
| T82 | Langham, Franklin | 70 | 67 | 78 | 71 | 286 | 5,425.00 |
| 84 | Jones, Kent | 71 | 65 | 77 | 74 | 287 | 5,332.00 |
| 85 | Goggin, Mathew | 67 | 72 | 72 | 77 | 288 | 5,270.00 |

TOURNAMENT RESULTS

2000 CANON GREATER HARTFORD OPEN

June 29-July 2, 2000

\$2,800,000 Purse

Champion: Notah Begay III



LEADERS:

First Round: Robert Gamez, Kirk Triplett, Notah Begay and Dan Forsman shot 6-under-par 64 to take a one-stroke lead over nine golfers.

Second Round: Mark Calcavecchia, Begay and Edward Fryatt moved to 9-under-par 131. Dave Stockton, Jr., Hal Sutton and Jim Furyk were one stroke back, while Brad Faxon, Brent Geiberger, Ben Bates, Robert Allenby, P.H. Horgan and Paul Gow were two behind.

Third Round: A 64 by Calcavecchia moved him to 17-under-par 193, three strokes ahead of Begay. Triplett and Fryatt trailed by four strokes.

Cut: 83 players at 1-under-par 139 from a field of 156.

| | Player | 1R | 2R | 3R | 4R | Total | Money |
|-----|---------------------|----|----|----|----|-------|--------------|
| 1 | Begay III, Notah | 64 | 65 | 67 | 64 | 260 | \$504,000.00 |
| 2 | Calcavecchia, Mark | 65 | 64 | 64 | 68 | 261 | 302,400.00 |
| 3 | Triplett, Kirk | 64 | 72 | 61 | 67 | 264 | 190,400.00 |
| 4 | Furyk, Jim | 66 | 66 | 67 | 67 | 266 | 134,400.00 |
| T5 | Barron, Doug | 65 | 69 | 67 | 67 | 268 | 98,350.00 |
| T5 | DiMarco, Chris | 69 | 66 | 67 | 66 | 268 | 98,350.00 |
| T5 | Flesch, Steve | 67 | 67 | 67 | 67 | 268 | 98,350.00 |
| T5 | Fryatt, Edward | 67 | 64 | 66 | 71 | 268 | 98,350.00 |
| T9 | Dunlap, Scott | 68 | 68 | 66 | 67 | 269 | 75,600.00 |
| T9 | Huston, John | 67 | 70 | 66 | 66 | 269 | 75,600.00 |
| T9 | Sutherland, Kevin | 68 | 70 | 66 | 65 | 269 | 75,600.00 |
| T12 | Stockton, Jr., Dave | 66 | 66 | 70 | 68 | 270 | 61,600.00 |
| T12 | Tway, Bob | 68 | 70 | 64 | 68 | 270 | 61,600.00 |
| T14 | Allenby, Robert | 69 | 64 | 69 | 69 | 271 | 49,000.00 |
| T14 | Cink, Stewart | 68 | 69 | 66 | 68 | 271 | 49,000.00 |
| T14 | Gamez, Robert | 64 | 70 | 70 | 67 | 271 | 49,000.00 |
| T14 | Hjertstedt, Gabriel | 68 | 69 | 66 | 68 | 271 | 49,000.00 |
| T18 | Herron, Tim | 67 | 69 | 67 | 69 | 272 | 34,080.00 |
| T18 | Blake, Jay Don | 66 | 71 | 71 | 64 | 272 | 34,080.00 |
| T18 | Buha, Jason | 69 | 67 | 68 | 68 | 272 | 34,080.00 |
| T18 | Durant, Joe | 67 | 67 | 68 | 70 | 272 | 34,080.00 |
| T18 | Geiberger, Brent | 67 | 66 | 69 | 70 | 272 | 34,080.00 |
| T18 | Kaye, Jonathan | 72 | 66 | 66 | 68 | 272 | 34,080.00 |
| T18 | Riley, Chris | 69 | 66 | 69 | 68 | 272 | 34,080.00 |
| T25 | Armour III, Tommy | 66 | 69 | 68 | 70 | 273 | 20,290.00 |
| T25 | Forsman, Dan | 64 | 71 | 71 | 67 | 273 | 20,290.00 |
| T25 | Horgan III, P.H. | 67 | 66 | 69 | 71 | 273 | 20,290.00 |
| T25 | Ogilvie, Joe | 67 | 69 | 70 | 67 | 273 | 20,290.00 |
| T25 | Sluman, Jeff | 70 | 67 | 65 | 71 | 273 | 20,290.00 |
| T25 | Springer, Mike | 69 | 69 | 70 | 65 | 273 | 20,290.00 |
| T25 | Weibring, D.A | 67 | 68 | 71 | 67 | 273 | 20,290.00 |
| T32 | Appleby, Stuart | 67 | 68 | 68 | 71 | 274 | 13,627.00 |
| T32 | Browne, Olin | 71 | 67 | 66 | 70 | 274 | 13,627.00 |
| T32 | Faxon, Brad | 65 | 68 | 71 | 70 | 274 | 13,627.00 |
| T32 | Gow, Paul | 69 | 70 | 67 | 68 | 274 | 13,627.00 |
| T32 | Goydos, Paul | 66 | 67 | 68 | 73 | 274 | 13,627.00 |
| T32 | Gump, Scott | 67 | 68 | 70 | 69 | 274 | 13,627.00 |
| T32 | Howell III, Charles | 71 | 67 | 68 | 68 | 274 | 13,627.00 |
| T32 | Kendall, Skip | 67 | 70 | 67 | 70 | 274 | 13,627.00 |
| T32 | Lowery, Steve | 65 | 69 | 69 | 71 | 274 | 13,627.00 |
| T32 | Mattiace, Len | 70 | 69 | 68 | 67 | 274 | 13,627.00 |
| T32 | Peoples, Steve | 69 | 70 | 68 | 67 | 274 | 13,627.00 |
| T32 | Reid, Mike | 66 | 73 | 69 | 66 | 274 | 13,627.00 |
| T44 | Cook, John | 68 | 71 | 68 | 68 | 275 | 8,960.00 |
| T44 | Elkington, Steve | 71 | 67 | 64 | 73 | 275 | 8,960.00 |
| T44 | Kraft, Greg | 66 | 70 | 71 | 68 | 275 | 8,960.00 |
| T44 | Lewis, J.L. | 65 | 72 | 69 | 69 | 275 | 8,960.00 |
| T48 | Brooks, Mark | 65 | 70 | 68 | 73 | 276 | 7,123.00 |
| T48 | Burns, Bob | 68 | 70 | 70 | 68 | 276 | 7,123.00 |
| T48 | Caron, Jason | 65 | 69 | 70 | 72 | 276 | 7,123.00 |
| T48 | Henninger, Brian | 68 | 70 | 67 | 71 | 276 | 7,123.00 |
| T48 | Nobilo, Frank | 69 | 68 | 69 | 70 | 276 | 7,123.00 |
| T53 | Friend, Bob | 68 | 71 | 73 | 65 | 277 | 6,451.00 |
| T53 | Sindelar, Joey | 69 | 70 | 69 | 69 | 277 | 6,451.00 |
| T53 | Sutton, Hal | 67 | 65 | 72 | 73 | 277 | 6,451.00 |
| T53 | Van De Velde, J. | 69 | 68 | 69 | 71 | 277 | 6,451.00 |
| T53 | Williamson, Jay | 71 | 68 | 70 | 68 | 277 | 6,451.00 |
| T58 | Bryant, Bart | 65 | 70 | 75 | 68 | 278 | 6,076.00 |
| T58 | Chalmers, Greg | 67 | 70 | 72 | 69 | 278 | 6,076.00 |
| T58 | Edwards, Joel | 71 | 67 | 70 | 70 | 278 | 6,076.00 |
| T58 | Funk, Fred | 68 | 71 | 71 | 68 | 278 | 6,076.00 |
| T58 | Grady, Wayne | 68 | 69 | 72 | 69 | 278 | 6,076.00 |
| T58 | Jordan, Pete | 71 | 67 | 72 | 68 | 278 | 6,076.00 |
| T58 | Nicklaus, Gary | 69 | 70 | 69 | 70 | 278 | 6,076.00 |
| T58 | Parry, Craig | 69 | 69 | 69 | 71 | 278 | 6,076.00 |
| T66 | Henke, Nolan | 67 | 72 | 68 | 72 | 279 | 5,656.00 |
| T66 | Briggs, Danny | 68 | 71 | 71 | 69 | 279 | 5,656.00 |
| T66 | Fabel, Brad | 67 | 70 | 71 | 71 | 279 | 5,656.00 |
| T66 | Licklitter, Frank | 67 | 68 | 72 | 72 | 279 | 5,656.00 |
| T66 | May, Bob | 70 | 69 | 75 | 65 | 279 | 5,656.00 |
| T66 | Waite, Grant | 68 | 70 | 67 | 74 | 279 | 5,656.00 |
| T73 | Beckman, Cameron | 70 | 69 | 70 | 71 | 280 | 5,376.00 |
| T73 | Cochran, Bobby | 65 | 72 | 70 | 73 | 280 | 5,376.00 |
| T73 | Gotsche, Steve | 67 | 72 | 69 | 72 | 280 | 5,376.00 |
| T76 | Choi, K.J. | 69 | 70 | 71 | 71 | 281 | 5,208.00 |
| T76 | Quigley, Brett | 71 | 68 | 72 | 70 | 281 | 5,208.00 |
| T76 | Uresti, Omar | 69 | 70 | 70 | 72 | 281 | 5,208.00 |
| T79 | Bates, Ben | 66 | 67 | 76 | 73 | 282 | 5,096.00 |
| 80 | Dodds, Trevor | 71 | 66 | 77 | 69 | 283 | 5,040.00 |
| T81 | Hughes, Bradley | 67 | 69 | 76 | 72 | 285 | 4,956.00 |
| T81 | Levi, Wayne | 68 | 71 | 75 | 70 | 285 | 4,956.00 |

TOURNAMENT RESULTS

1999 CANON GREATER HARTFORD OPEN

July 29-August 1, 1999

\$2,500,000 Purse

Champion: Brent Geiberger

LEADERS:

First Round: Mike Springer, Tom Scherrer, Kevin Sutherland and Skip Kendall each shot 7-under-par 63 to lead seven other players by one stroke.

Second Round: Brent Geiberger and Pete Jordan tied the tournament record for 36 holes with 11-under-par 129 totals. They led by one stroke over Mark O'Meara.

Third Round: Geiberger set the 54-hole tournament record with his 15-under-par 195 total. He led by three strokes over Ted Tryba, who stood at 12-under-par 198 after tying the course record with an 8-under-par 62.

Cut: 73 players at 1-under-par 139 from a field of 156.



| | Player | 1R | 2R | 3R | 4R | Total | Money |
|-----|---------------------|----|----|----|----|-------|--------------|
| 1 | Geiberger, Brent | 66 | 63 | 66 | 67 | 262 | \$450,000.00 |
| 2 | Kendall, Skip | 63 | 68 | 68 | 66 | 265 | 270,000.00 |
| T3 | Calcavecchia, Mark | 67 | 67 | 68 | 64 | 266 | 130,000.00 |
| T3 | Leonard, Justin | 64 | 67 | 68 | 67 | 266 | 130,000.00 |
| T3 | Tryba, Ted | 72 | 64 | 62 | 68 | 266 | 130,000.00 |
| T6 | Jordan, Pete | 64 | 65 | 71 | 67 | 267 | 86,875.00 |
| T6 | Stockton, Jr., Dave | 68 | 68 | 64 | 67 | 267 | 86,875.00 |
| T8 | Cink, Stewart | 64 | 68 | 68 | 68 | 268 | 72,500.00 |
| T8 | Herron, Tim | 66 | 73 | 67 | 62 | 268 | 72,500.00 |
| T8 | Springer, Mike | 63 | 73 | 65 | 67 | 268 | 72,500.00 |
| T11 | Duval, David | 68 | 66 | 72 | 63 | 269 | 57,500.00 |
| T11 | O'Meara, Mark | 66 | 64 | 71 | 68 | 269 | 57,500.00 |
| T11 | Triplett, Kirk | 65 | 66 | 69 | 69 | 269 | 57,500.00 |
| T14 | Begay III, Notah | 69 | 68 | 69 | 64 | 270 | 45,000.00 |
| T14 | Delsing, Jay | 64 | 68 | 67 | 71 | 270 | 45,000.00 |
| T14 | Love III, Davis | 67 | 70 | 66 | 67 | 270 | 45,000.00 |
| T17 | Kite, Tom | 67 | 69 | 65 | 70 | 271 | 37,500.00 |
| T17 | Licklitter, Frank | 65 | 70 | 67 | 69 | 271 | 37,500.00 |
| T17 | Sutherland, Kevin | 63 | 71 | 71 | 66 | 271 | 37,500.00 |
| T20 | Funk, Fred | 67 | 68 | 69 | 68 | 272 | 27,083.00 |
| T20 | Pernice, Jr., Tom | 68 | 68 | 69 | 67 | 272 | 27,083.00 |
| T20 | Azinger, Paul | 72 | 67 | 65 | 68 | 272 | 27,083.00 |
| T20 | Blake, Jay Don | 67 | 68 | 67 | 70 | 272 | 27,083.00 |
| T20 | Burns, Bob | 67 | 69 | 66 | 70 | 272 | 27,083.00 |
| T20 | DiMarco, Chris | 68 | 70 | 65 | 69 | 272 | 27,083.00 |
| T26 | Browne, Olin | 71 | 66 | 69 | 67 | 273 | 17,375.00 |
| T26 | Byrum, Tom | 69 | 69 | 69 | 66 | 273 | 17,375.00 |
| T26 | Frazar, Harrison | 68 | 70 | 69 | 66 | 273 | 17,375.00 |
| T26 | Hjertstedt, Gabriel | 67 | 70 | 69 | 67 | 273 | 17,375.00 |
| T26 | Kaye, Jonathan | 69 | 66 | 66 | 72 | 273 | 17,375.00 |
| T26 | Langham, Franklin | 71 | 68 | 67 | 67 | 273 | 17,375.00 |
| T26 | Scherrer, Tom | 63 | 70 | 68 | 72 | 273 | 17,375.00 |
| T26 | Waite, Grant | 69 | 65 | 70 | 69 | 273 | 17,375.00 |
| T34 | Dennis, Clark | 70 | 66 | 70 | 68 | 274 | 12,357.00 |
| T34 | Raulerson, Charles | 64 | 68 | 73 | 69 | 274 | 12,357.00 |
| T34 | Durant, Joe | 68 | 67 | 69 | 70 | 274 | 12,357.00 |
| T34 | Martin, Doug | 67 | 69 | 69 | 69 | 274 | 12,357.00 |
| T34 | Porter, Lee | 71 | 67 | 69 | 67 | 274 | 12,357.00 |
| T34 | Reid, Mike | 69 | 68 | 68 | 69 | 274 | 12,357.00 |
| T34 | Zoeller, Fuzzy | 68 | 68 | 68 | 70 | 274 | 12,357.00 |
| T41 | Armstrong, Ty | 69 | 69 | 67 | 70 | 275 | 9,250.00 |
| T41 | Austin, Woody | 70 | 69 | 69 | 67 | 275 | 9,250.00 |
| T41 | Cochran, Russ | 70 | 69 | 66 | 70 | 275 | 9,250.00 |
| T41 | Fabel, Brad | 69 | 67 | 71 | 68 | 275 | 9,250.00 |
| T41 | Uresti, Omar | 66 | 69 | 71 | 69 | 275 | 9,250.00 |
| T46 | Allem, Fulton | 69 | 69 | 70 | 68 | 276 | 6,588.00 |
| T46 | Brooks, Mark | 68 | 69 | 68 | 71 | 276 | 6,588.00 |
| T46 | Forsman, Dan | 69 | 68 | 68 | 71 | 276 | 6,588.00 |
| T46 | Maginnes, John | 68 | 68 | 72 | 68 | 276 | 6,588.00 |
| T46 | McCarron, Scott | 70 | 67 | 69 | 70 | 276 | 6,588.00 |
| T46 | Mize, Larry | 69 | 69 | 67 | 71 | 276 | 6,588.00 |
| T46 | Riley, Chris | 68 | 70 | 69 | 69 | 276 | 6,588.00 |
| T46 | Sisk, Geoffrey | 64 | 72 | 71 | 69 | 276 | 6,588.00 |
| T54 | Bates, Ben | 69 | 70 | 66 | 72 | 277 | 5,750.00 |
| T54 | Frost, David | 70 | 69 | 68 | 70 | 277 | 5,750.00 |
| T54 | McCallister, Blaine | 68 | 70 | 69 | 70 | 277 | 5,750.00 |
| 57 | Sposa, Mike | 69 | 70 | 70 | 69 | 278 | 5,650.00 |
| T58 | Armour III, Tommy | 67 | 67 | 75 | 70 | 279 | 5,550.00 |
| T58 | Estes, Bob | 69 | 69 | 70 | 71 | 279 | 5,550.00 |
| T58 | Goydos, Paul | 68 | 67 | 71 | 73 | 279 | 5,550.00 |
| 61 | Bratton, Alan | 64 | 72 | 74 | 70 | 280 | 5,450.00 |
| T62 | Allenby, Robert | 69 | 70 | 69 | 73 | 281 | 5,275.00 |
| T62 | Andrade, Billy | 68 | 71 | 69 | 73 | 281 | 5,275.00 |
| T62 | Beckman, Cameron | 71 | 67 | 73 | 70 | 281 | 5,275.00 |
| T62 | Briggs, Danny | 70 | 69 | 70 | 72 | 281 | 5,275.00 |
| T62 | Lehman, Tom | 67 | 69 | 71 | 74 | 281 | 5,275.00 |
| T62 | Wood, Willie | 67 | 71 | 71 | 72 | 281 | 5,275.00 |
| 68 | Waldorf, Duffy | 67 | 72 | 71 | 72 | 282 | 5,100.00 |
| 69 | Moss, Perry | 68 | 71 | 73 | 71 | 283 | 5,050.00 |
| T70 | Dunakey, Doug | 66 | 69 | 73 | 77 | 285 | 4,975.00 |
| T70 | Pappas, Deane | 68 | 69 | 75 | 73 | 285 | 4,975.00 |
| 72 | Green, Jimmy | 70 | 68 | 73 | 76 | 287 | 4,900.00 |
| 73 | Friend, Bob | 68 | 71 | 77 | 72 | 288 | 4,850.00 |

TOURNAMENT RESULTS

1998 CANON GREATER HARTFORD OPEN

July 2-5, 1998

\$2,000,000 Purse

Champion: Olin Browne

Sudden Death Playoff



LEADERS:

First Round: Monday qualifier Pete Morgan shot a 6-under-par 64 to take a one-stroke lead over Kenny Perry and Scott Hoch. Kevin Sutherland, Brad Fabel, Spike McRoy, Harrison Frazar, Paul Azinger and Doug Tewell were two strokes back.

Second Round: Scott Gump, after a course-record-tying 8-under par 62, stood at 10-under-par 130 and held a one-stroke lead over Omar Uresti and Larry Mize.

Third Round: Hoch, Mize and Grant Waite were at 13-under-par 197 good for a two-stroke lead over Olin Browne, David Duval and defending champion Stewart Cink. (NOTE: Vijay Singh established a TPC River Highlands nine-hole record with a 7-under-par 28 on the back nine of his final round, which yielded yet another course-record-tying 62.)

Cut: 76 players at 1-under-par 139 from a field of 156.

| | Player | 1R | 2R | 3R | 4R | Total | Money |
|-----|---------------------|----|----|----|----|-------|--------------|
| 1 | Browne, Olin | 67 | 66 | 66 | 67 | 266 | \$360,000.00 |
| T2 | Cink, Stewart | 67 | 65 | 67 | 67 | 266 | 176,000.00 |
| T2 | Mize, Larry | 68 | 63 | 66 | 69 | 266 | 176,000.00 |
| T4 | Funk, Fred | 70 | 66 | 65 | 66 | 267 | 82,666.00 |
| T4 | Waldorf, Duffy | 70 | 67 | 64 | 66 | 267 | 82,666.00 |
| T4 | Tewell, Doug | 66 | 66 | 68 | 67 | 267 | 82,666.00 |
| T7 | Duval, David | 68 | 65 | 66 | 69 | 268 | 64,500.00 |
| T7 | Hoch, Scott | 65 | 68 | 64 | 71 | 268 | 64,500.00 |
| T9 | Mattiace, Len | 67 | 69 | 66 | 67 | 269 | 54,000.00 |
| T9 | Perry, Kenny | 65 | 69 | 67 | 68 | 269 | 54,000.00 |
| T9 | Sindelar, Joey | 69 | 66 | 69 | 65 | 269 | 54,000.00 |
| T12 | Brooks, Mark | 69 | 65 | 67 | 69 | 270 | 44,000.00 |
| T12 | Singh, Vijay | 68 | 67 | 73 | 62 | 270 | 44,000.00 |
| T14 | Andrade, Billy | 68 | 69 | 66 | 68 | 271 | 37,000.00 |
| T14 | Springer, Mike | 71 | 67 | 68 | 65 | 271 | 37,000.00 |
| T16 | Calcavecchia, Mark | 70 | 69 | 64 | 69 | 272 | 31,000.00 |
| T16 | Durant, Joe | 70 | 68 | 69 | 65 | 272 | 31,000.00 |
| T16 | Waite, Grant | 68 | 64 | 65 | 75 | 272 | 31,000.00 |
| T16 | Wood, Willie | 70 | 66 | 64 | 72 | 272 | 31,000.00 |
| T20 | Carter, Jim | 68 | 71 | 67 | 67 | 273 | 22,480.00 |
| T20 | Lancaster, Neal | 71 | 63 | 69 | 70 | 273 | 22,480.00 |
| T20 | Riegger, John | 67 | 70 | 67 | 69 | 273 | 22,480.00 |
| T20 | Sauers, Gene | 71 | 65 | 68 | 69 | 273 | 22,480.00 |
| T20 | Toms, David | 72 | 66 | 70 | 65 | 273 | 22,480.00 |
| T25 | Bates, Ben | 69 | 68 | 67 | 70 | 274 | 15,267.00 |
| T25 | Flesch, Steve | 71 | 66 | 67 | 70 | 274 | 15,267.00 |
| T25 | Hammond, Donnie | 67 | 70 | 67 | 70 | 274 | 15,267.00 |
| T25 | Zoeller, Fuzzy | 69 | 68 | 68 | 69 | 274 | 15,267.00 |
| T25 | DiMarco, Chris | 70 | 64 | 68 | 72 | 274 | 15,267.00 |
| T25 | Sutherland, Kevin | 66 | 67 | 69 | 72 | 274 | 15,267.00 |
| T31 | Fergus, Keith | 69 | 68 | 68 | 70 | 275 | 11,860.00 |
| T31 | Leonard, Justin | 70 | 68 | 66 | 71 | 275 | 11,860.00 |
| T31 | McRoy, Spike | 66 | 72 | 69 | 68 | 275 | 11,860.00 |
| T31 | Porter, Lee | 69 | 70 | 66 | 70 | 275 | 11,860.00 |
| T31 | Triplett, Kirk | 72 | 67 | 67 | 69 | 275 | 11,860.00 |
| T36 | Hnatiuk, Glen | 70 | 68 | 70 | 68 | 276 | 8,209.00 |
| T36 | Gallagher, Jeff | 68 | 67 | 72 | 69 | 276 | 8,209.00 |
| T36 | Gump, Scott | 68 | 62 | 72 | 74 | 276 | 8,209.00 |
| T36 | Haas, Jay | 71 | 66 | 67 | 72 | 276 | 8,209.00 |
| T36 | Henninger, Brian | 68 | 69 | 70 | 69 | 276 | 8,209.00 |
| T36 | Herron, Tim | 67 | 70 | 67 | 72 | 276 | 8,209.00 |
| T36 | Kraft, Greg | 69 | 67 | 67 | 73 | 276 | 8,209.00 |
| T36 | Lewis, J.L. | 69 | 67 | 69 | 71 | 276 | 8,209.00 |
| T36 | Magee, Andrew | 71 | 65 | 67 | 73 | 276 | 8,209.00 |
| T36 | Veazey, Vance | 74 | 65 | 68 | 69 | 276 | 8,209.00 |
| T36 | Wadkins, Bobby | 73 | 65 | 67 | 71 | 276 | 8,209.00 |
| T47 | Fleisher, Bruce | 69 | 70 | 68 | 70 | 277 | 5,022.00 |
| T47 | Stockton, Jr., Dave | 68 | 69 | 70 | 70 | 277 | 5,022.00 |
| T47 | Azinger, Paul | 66 | 72 | 68 | 71 | 277 | 5,022.00 |
| T47 | Carnevale, Mark | 69 | 70 | 67 | 71 | 277 | 5,022.00 |
| T47 | Henke, Nolan | 69 | 69 | 68 | 71 | 277 | 5,022.00 |
| T47 | Kaye, Jonathan | 67 | 66 | 73 | 71 | 277 | 5,022.00 |
| T47 | Morgan, Pete | 64 | 71 | 69 | 73 | 277 | 5,022.00 |
| T47 | Smith, Chris | 68 | 68 | 70 | 71 | 277 | 5,022.00 |
| T47 | Uresti, Omar | 67 | 64 | 72 | 74 | 277 | 5,022.00 |
| T56 | Boros, Guy | 70 | 68 | 70 | 70 | 278 | 4,460.00 |
| T56 | Estes, Bob | 67 | 70 | 69 | 72 | 278 | 4,460.00 |
| T56 | Faxon, Brad | 68 | 70 | 74 | 66 | 278 | 4,460.00 |
| T56 | Frazar, Harrison | 66 | 67 | 73 | 72 | 278 | 4,460.00 |
| T56 | Johnston, Jimmy | 67 | 70 | 71 | 70 | 278 | 4,460.00 |
| T56 | Martin, Doug | 69 | 68 | 69 | 72 | 278 | 4,460.00 |
| T56 | Henry, J.J. (a) | 68 | 71 | 69 | 70 | 278 | |
| T63 | Clements, Lennie | 74 | 65 | 69 | 71 | 279 | 4,300.00 |
| T63 | Toledo, Esteban | 69 | 68 | 71 | 71 | 279 | 4,300.00 |
| T65 | Barlow, Criag | 72 | 67 | 70 | 71 | 280 | 4,160.00 |
| T65 | Daley, Joe | 70 | 69 | 67 | 74 | 280 | 4,160.00 |
| T65 | Gage, Bobby | 72 | 66 | 70 | 72 | 280 | 4,160.00 |
| T65 | Geiberger, Brent | 67 | 71 | 68 | 74 | 280 | 4,160.00 |
| T65 | Jones, Kent | 72 | 67 | 70 | 71 | 280 | 4,160.00 |
| T70 | Coughlan, Richard | 69 | 70 | 69 | 73 | 281 | 4,020.00 |
| T70 | Lickliter, Frank | 69 | 69 | 74 | 69 | 281 | 4,020.00 |
| T72 | Hallberg, Gary | 72 | 67 | 72 | 71 | 282 | 3,920.00 |
| T72 | McCallister, Blaine | 73 | 66 | 69 | 74 | 282 | 3,920.00 |
| T72 | Tryba, Ted | 68 | 70 | 70 | 74 | 282 | 3,920.00 |
| 75 | Wentworth, Kevin | 69 | 70 | 72 | 72 | 283 | 3,840.00 |
| 76 | Daly, John | 71 | 68 | 70 | 76 | 285 | 3,800.00 |

TOURNAMENT RESULTS

1997 CANON GREATER HARTFORD OPEN

July 24-27, 1997

\$1,500,000 Purse

Champion: Stewart Cink

LEADERS:

First Round: Wayne Levi and Eric Johnson opened with 8-under-par 64. Steve Pate trailed by one.

Second Round: Levi, at 11-under-par 129, set a 36-hole tournament record. Brandel Chamblee, Jeff Maggert and Pate trailed by four strokes.

Third Round: Maggert, at 13-under-par 197, led Tom Byrum and Levi by two strokes. Doug Barron was three back.

Cut: 81 players at 3-over-par 143 from a field of 156.



| | Player | 1R | 2R | 3R | 4R | Total | Money |
|-----|---------------------|----|----|----|----|-------|--------------|
| 1 | Cink, Stewart | 69 | 67 | 65 | 66 | 267 | \$270,000.00 |
| T2 | Chamblee, Brandel | 68 | 65 | 69 | 66 | 268 | 112,000.00 |
| T2 | Maggert, Jeff | 67 | 66 | 64 | 71 | 268 | 112,000.00 |
| T2 | Byrum, Tom | 66 | 68 | 65 | 69 | 268 | 112,000.00 |
| 5 | Calcavecchia, Mark | 69 | 69 | 67 | 66 | 271 | 60,000.00 |
| T6 | Horgan III, P.H. | 67 | 71 | 68 | 66 | 272 | 50,250.00 |
| T6 | Gibson, Kelly | 67 | 74 | 65 | 66 | 272 | 50,250.00 |
| T6 | Levi, Wayne | 64 | 65 | 70 | 73 | 272 | 50,250.00 |
| T9 | Tataurangi, Phil | 69 | 69 | 68 | 67 | 273 | 39,000.00 |
| T9 | Pate, Steve | 65 | 68 | 70 | 70 | 273 | 39,000.00 |
| T9 | Brisky, Mike | 69 | 69 | 65 | 70 | 273 | 39,000.00 |
| T9 | Barron, Doug | 66 | 68 | 66 | 73 | 273 | 39,000.00 |
| T13 | Sutherland, Kevin | 67 | 73 | 68 | 66 | 274 | 28,125.00 |
| T13 | Henke, Nolan | 68 | 70 | 68 | 68 | 274 | 28,125.00 |
| T13 | Huston, John | 70 | 70 | 66 | 68 | 274 | 28,125.00 |
| T13 | Andrade, Billy | 68 | 70 | 67 | 69 | 274 | 28,125.00 |
| T17 | Fehr, Rick | 72 | 68 | 70 | 65 | 275 | 21,750.00 |
| T17 | Durant, Joe | 66 | 69 | 71 | 69 | 275 | 21,750.00 |
| T17 | Ogrin, David | 68 | 69 | 69 | 69 | 275 | 21,750.00 |
| T17 | Claxton, Paul | 70 | 67 | 66 | 72 | 275 | 21,750.00 |
| T21 | Sluman, Jeff | 69 | 74 | 70 | 63 | 276 | 14,081.00 |
| T21 | Weibring, D.A. | 69 | 70 | 69 | 68 | 276 | 14,081.00 |
| T21 | Daly, John | 71 | 70 | 67 | 68 | 276 | 14,081.00 |
| T21 | Pernice, Jr., Tom | 67 | 71 | 69 | 69 | 276 | 14,081.00 |
| T21 | Christie, Michael | 70 | 69 | 68 | 69 | 276 | 14,081.00 |
| T21 | Fabel, Brad | 72 | 69 | 66 | 69 | 276 | 14,081.00 |
| T21 | Perry, Kenny | 68 | 69 | 69 | 70 | 276 | 14,081.00 |
| T21 | Mayfair, Billy | 70 | 69 | 67 | 70 | 276 | 14,081.00 |
| T29 | Dunlap, Scott | 71 | 69 | 70 | 67 | 277 | 9,538.00 |
| T29 | Claar, Brian | 68 | 72 | 69 | 68 | 277 | 9,538.00 |
| T29 | Mize, Larry | 68 | 69 | 70 | 70 | 277 | 9,538.00 |
| T29 | Martin, Doug | 68 | 71 | 68 | 70 | 277 | 9,538.00 |
| T29 | Funk, Fred | 69 | 69 | 68 | 71 | 277 | 9,538.00 |
| T29 | Clements, Lennie | 67 | 70 | 67 | 73 | 277 | 9,538.00 |
| T35 | McRoy, Spike | 71 | 69 | 71 | 67 | 278 | 7,395.00 |
| T35 | Stockton, Jr., Dave | 70 | 70 | 70 | 68 | 278 | 7,395.00 |
| T35 | Reid, Mike | 70 | 71 | 67 | 70 | 278 | 7,395.00 |
| T35 | Blackmar, Phil | 70 | 73 | 64 | 71 | 278 | 7,395.00 |
| T35 | Pooley, Don | 69 | 70 | 67 | 72 | 278 | 7,395.00 |
| T40 | Wadkins, Lanny | 70 | 69 | 74 | 66 | 279 | 4,791.00 |
| T40 | Brooks, Mark | 72 | 69 | 71 | 67 | 279 | 4,791.00 |
| T40 | Licklitter, Frank | 69 | 71 | 70 | 69 | 279 | 4,791.00 |
| T40 | Kanada, Craig | 68 | 72 | 70 | 69 | 279 | 4,791.00 |
| T40 | Skinner, Sonny | 68 | 73 | 69 | 69 | 279 | 4,791.00 |
| T40 | Standly, Mike | 71 | 72 | 67 | 69 | 279 | 4,791.00 |
| T40 | Burke, Patrick | 69 | 72 | 69 | 69 | 279 | 4,791.00 |
| T40 | Sullivan, Chip | 71 | 72 | 67 | 69 | 279 | 4,791.00 |
| T40 | Zoeller, Fuzzy | 70 | 73 | 67 | 69 | 279 | 4,791.00 |
| T40 | Stadler, Craig | 70 | 69 | 69 | 71 | 279 | 4,791.00 |
| T40 | Herron, Tim | 73 | 68 | 65 | 73 | 279 | 4,791.00 |
| T40 | McGovern, Jim | 70 | 73 | 63 | 73 | 279 | 4,791.00 |
| T40 | Herrera, Eduardo | 71 | 71 | 63 | 74 | 279 | 4,791.00 |
| T53 | Hayes, J.P. | 66 | 73 | 73 | 68 | 280 | 3,409.00 |
| T53 | Hulbert, Mike | 70 | 72 | 69 | 69 | 280 | 3,409.00 |
| T53 | Armour III, Tommy | 70 | 68 | 72 | 70 | 280 | 3,409.00 |
| T53 | Sindelar, Joey | 70 | 71 | 69 | 70 | 280 | 3,409.00 |
| T53 | Aubrey, Emlyn | 72 | 71 | 67 | 70 | 280 | 3,409.00 |
| T53 | Williamson, Jay | 72 | 69 | 68 | 71 | 280 | 3,409.00 |
| T53 | Faxon, Brad | 67 | 71 | 69 | 73 | 280 | 3,409.00 |
| T53 | Johnson, Eric | 64 | 70 | 72 | 74 | 280 | 3,409.00 |
| T61 | Wolcott, Bob | 68 | 73 | 72 | 68 | 281 | 3,210.00 |
| T61 | Alarcon, Rafael | 74 | 68 | 71 | 68 | 281 | 3,210.00 |
| T61 | Bowden, Craig | 71 | 68 | 72 | 70 | 281 | 3,210.00 |
| T61 | Gallagher, Jr., Jim | 69 | 74 | 68 | 70 | 281 | 3,210.00 |
| T61 | Goydos, Paul | 69 | 69 | 69 | 74 | 281 | 3,210.00 |
| T66 | Jacobsen, Peter | 72 | 70 | 69 | 71 | 282 | 3,105.00 |
| T66 | Fergus, Keith | 70 | 70 | 69 | 73 | 282 | 3,105.00 |
| T68 | Hughes, Bradley | 69 | 72 | 72 | 70 | 283 | 3,000.00 |
| T68 | Edwards, David | 73 | 70 | 67 | 73 | 283 | 3,000.00 |
| T68 | Simpson, Scott | 72 | 69 | 68 | 74 | 283 | 3,000.00 |
| T68 | Wood, Willie | 72 | 70 | 67 | 74 | 283 | 3,000.00 |
| T68 | Black, Ronnie | 69 | 73 | 67 | 74 | 283 | 3,000.00 |
| T73 | Michael, Shaun | 74 | 69 | 71 | 70 | 284 | 2,865.00 |
| T73 | Waite, Grant | 73 | 69 | 70 | 72 | 284 | 2,865.00 |
| T73 | Morse, John | 67 | 71 | 69 | 77 | 284 | 2,865.00 |
| T73 | Dowdall, John | 69 | 66 | 70 | 79 | 284 | 2,865.00 |
| T77 | Damron, Robert | 72 | 71 | 71 | 72 | 286 | 2,760.00 |
| T77 | Gump, Scott | 70 | 72 | 73 | 71 | 286 | 2,760.00 |
| T77 | Stankowski, Paul | 67 | 76 | 70 | 73 | 286 | 2,760.00 |
| 80 | Jurgensen, Steve | 73 | 70 | 73 | 73 | 289 | 2,700.00 |
| 81 | Rodriguez, Anthony | 67 | 76 | 71 | 76 | 290 | 2,670.00 |

TOURNAMENT RESULTS

1996 CANON GREATER HARTFORD OPEN

June 27-30, 1996

\$1,500,000 Purse

Champion: D.A. Weibring



LEADERS:

First Round: Joe Daley and Greg Norman opened at 7-under-par 64. Bob Gilder trailed by two strokes. Norman subsequently was disqualified following Round 2.

Second Round: Kevin Sutherland, at 8-under 132, led D.A. Weibring by one stroke. Daley was two strokes back.

Third Round: Weibring, at 7-under 203, led Sutherland by one stroke. Robert Gamez trailed by two, while Mike Brisky, Tom Kite and Mark Calcavecchia were three back.

Cut: 78 players at 3-over-par 143 from a starting field of 155.

| | Player | 1R | 2R | 3R | 4R | Total | Money |
|-----|---------------------|----|----|----|----|-------|--------------|
| 1 | Weibring, D.A. | 68 | 65 | 70 | 67 | 270 | \$270,000.00 |
| 2 | Kite, Tom | 72 | 68 | 66 | 68 | 274 | 162,000.00 |
| T3 | Calcavecchia, Mark | 71 | 67 | 68 | 69 | 275 | 78,000.00 |
| T3 | Pride, Dicky | 70 | 70 | 68 | 67 | 275 | 78,000.00 |
| T3 | Zoeller, Fuzzy | 75 | 66 | 66 | 68 | 275 | 78,000.00 |
| T6 | Brisky, Mike | 71 | 72 | 63 | 70 | 276 | 52,125.00 |
| T6 | Edwards, Joel | 70 | 70 | 68 | 68 | 276 | 52,125.00 |
| 8 | Faxon, Brad | 68 | 70 | 71 | 68 | 277 | 46,500.00 |
| T9 | Jones, Steve | 72 | 68 | 71 | 67 | 278 | 40,500.00 |
| T9 | Maltbie, Roger | 67 | 71 | 72 | 68 | 278 | 40,500.00 |
| T9 | Sutherland, Kevin | 67 | 65 | 72 | 74 | 278 | 40,500.00 |
| T12 | Blake, Jay Don | 71 | 71 | 67 | 70 | 279 | 28,500.00 |
| T12 | Chamblee, Brandel | 72 | 68 | 67 | 72 | 279 | 28,500.00 |
| T12 | Daley, Joe | 64 | 70 | 73 | 72 | 279 | 28,500.00 |
| T12 | Gilder, Bob | 66 | 69 | 72 | 71 | 279 | 28,500.00 |
| T12 | Tyner, Tray | 70 | 70 | 68 | 71 | 279 | 28,500.00 |
| T12 | Wrenn, Robert | 68 | 71 | 71 | 69 | 279 | 28,500.00 |
| T18 | Bryant, Bart | 73 | 70 | 71 | 66 | 280 | 18,257.00 |
| T18 | Janzen, Lee | 73 | 66 | 72 | 69 | 280 | 18,257.00 |
| T18 | Beck, Chip | 69 | 71 | 70 | 70 | 280 | 18,257.00 |
| T18 | Burke, Patrick | 70 | 67 | 72 | 71 | 280 | 18,257.00 |
| T18 | Freeman, Robin | 68 | 72 | 71 | 69 | 280 | 18,257.00 |
| T18 | Gamez, Robert | 71 | 68 | 66 | 75 | 280 | 18,257.00 |
| T18 | Levi, Wayne | 69 | 69 | 72 | 70 | 280 | 18,257.00 |
| T25 | Browne, Olin | 71 | 69 | 68 | 73 | 281 | 11,700.00 |
| T25 | Fleisher, Bruce | 68 | 70 | 71 | 72 | 281 | 11,700.00 |
| T25 | Mediate, Rocco | 70 | 71 | 71 | 69 | 281 | 11,700.00 |
| T25 | Morse, John | 71 | 69 | 69 | 72 | 281 | 11,700.00 |
| T25 | Nelson, Larry | 70 | 70 | 69 | 72 | 281 | 11,700.00 |
| T30 | Bertsch, Shane | 67 | 72 | 76 | 67 | 282 | 8,914.00 |
| T30 | Jacobsen, Peter | 72 | 70 | 71 | 69 | 282 | 8,914.00 |
| T30 | Rinker, Lee | 69 | 70 | 74 | 69 | 282 | 8,914.00 |
| T30 | Stricker, Steve | 73 | 69 | 76 | 64 | 282 | 8,914.00 |
| T30 | Appleby, Stuart | 73 | 70 | 69 | 70 | 282 | 8,914.00 |
| T30 | Fehr, Rick | 69 | 73 | 69 | 71 | 282 | 8,914.00 |
| T30 | Maginnes, John | 71 | 69 | 69 | 73 | 282 | 8,914.00 |
| T37 | Daly, John | 68 | 74 | 70 | 71 | 283 | 6,300.00 |
| T37 | Estes, Bob | 71 | 70 | 69 | 73 | 283 | 6,300.00 |
| T37 | Henninger, Brian | 70 | 69 | 69 | 75 | 283 | 6,300.00 |
| T37 | Hulbert, Mike | 72 | 70 | 69 | 72 | 283 | 6,300.00 |
| T37 | Lancaster, Neal | 67 | 72 | 72 | 72 | 283 | 6,300.00 |
| T37 | Lowery, Steve | 67 | 73 | 72 | 71 | 283 | 6,300.00 |
| T37 | Pooley, Don | 69 | 70 | 73 | 71 | 283 | 6,300.00 |
| T37 | Rintoul, Steve | 70 | 70 | 71 | 72 | 283 | 6,300.00 |
| T45 | Claar, Brian | 71 | 71 | 70 | 72 | 284 | 4,515.00 |
| T45 | Jurgensen, Steve | 70 | 70 | 74 | 70 | 284 | 4,515.00 |
| T45 | Parnevik, Jesper | 74 | 69 | 73 | 70 | 284 | 4,515.00 |
| T45 | Sindelar, Joey | 74 | 66 | 72 | 72 | 284 | 4,515.00 |
| T49 | Azinger, Paul | 69 | 74 | 72 | 70 | 285 | 3,634.00 |
| T49 | John Inman | 71 | 71 | 71 | 72 | 285 | 3,634.00 |
| T49 | Morse, Andy | 75 | 67 | 71 | 72 | 285 | 3,634.00 |
| T49 | Stankowski, Paul | 71 | 71 | 73 | 70 | 285 | 3,634.00 |
| T49 | Day, Glen | 69 | 72 | 70 | 74 | 285 | 3,634.00 |
| T49 | Sullivan, Mike | 67 | 71 | 72 | 75 | 285 | 3,634.00 |
| T49 | Triplett, Kirk | 71 | 70 | 70 | 74 | 285 | 3,634.00 |
| T56 | Austin, Woody | 68 | 74 | 74 | 70 | 286 | 3,360.00 |
| T56 | Funk, Fred | 71 | 71 | 70 | 74 | 286 | 3,360.00 |
| T56 | Gibson, Kelly | 71 | 71 | 70 | 74 | 286 | 3,360.00 |
| T56 | Hart, Dudley | 68 | 72 | 72 | 74 | 286 | 3,360.00 |
| T56 | Pfiel, Mark | 72 | 71 | 68 | 75 | 286 | 3,360.00 |
| T61 | Byrum, Tom | 69 | 70 | 74 | 74 | 287 | 3,195.00 |
| T61 | Forsman, Dan | 71 | 72 | 73 | 71 | 287 | 3,195.00 |
| T61 | Kraft, Greg | 70 | 71 | 72 | 74 | 287 | 3,195.00 |
| T61 | Licklitter, Frank | 73 | 70 | 68 | 76 | 287 | 3,195.00 |
| T61 | Rymer, Charlie | 68 | 75 | 68 | 76 | 287 | 3,195.00 |
| T61 | Williamson, Jay | 71 | 70 | 73 | 73 | 287 | 3,195.00 |
| T67 | Bean, Andy | 70 | 72 | 74 | 73 | 289 | 3,030.00 |
| T67 | Boros, Guy | 73 | 70 | 75 | 71 | 289 | 3,030.00 |
| T67 | Krotzert, Bill | 73 | 68 | 74 | 74 | 289 | 3,030.00 |
| T67 | Rusnak, Gary | 70 | 73 | 75 | 71 | 289 | 3,030.00 |
| T67 | Stockton, Jr., Dave | 69 | 72 | 74 | 74 | 289 | 3,030.00 |
| T72 | Armour III, Tommy | 71 | 70 | 79 | 70 | 290 | 2,925.00 |
| T72 | Pohl, Dan | 70 | 70 | 79 | 71 | 290 | 2,925.00 |
| T74 | Dunlap, Scott | 72 | 71 | 70 | 78 | 291 | 2,850.00 |
| T74 | Fergus, Keith | 73 | 70 | 75 | 73 | 291 | 2,850.00 |
| T74 | Peoples, David | 69 | 73 | 75 | 74 | 291 | 2,850.00 |
| T77 | Rinker, Larry | 71 | 71 | 75 | 75 | 292 | 2,775.00 |
| T77 | Tryba, Ted | 75 | 68 | 77 | 72 | 292 | 2,775.00 |

TOURNAMENT RESULTS

1995 CANON GREATER HARTFORD OPEN

June 22-25, 1995

\$1,200,000 Purse

Champion: Greg Norman

LEADERS:

First Round: Kirk Triplett and Bob Estes, at 6-under-par 64, led by one over Dave Stockton, Jr.

Second Round: Triplett and Greg Norman, at 9-under-par 131, led by two over Grant Waite, Fuzzy Zoeller, Lee Rinker, Michael Bradley, Stockton, Brian Henninger, Ronnie Black and Jerry Haas.

Third Round: Norman, at 14-under-par 196, led by three over Zoeller.

Cut: 78 players at 1-over-par 141.



| | Player | 1R | 2R | 3R | 4R | Total | Money |
|-----|---------------------|----|----|----|----|-------|--------------|
| 1 | Norman, Greg | 67 | 64 | 65 | 71 | 267 | \$216,000.00 |
| T2 | Stockton, Jr., Dave | 65 | 68 | 68 | 68 | 269 | 89,600.00 |
| T2 | Triplett, Kirk | 64 | 67 | 69 | 69 | 269 | 89,600.00 |
| T2 | Waite, Grant | 66 | 67 | 67 | 69 | 269 | 89,600.00 |
| T5 | Henninger, Brian | 66 | 67 | 72 | 65 | 270 | 43,800.00 |
| T5 | Pooley, Don | 67 | 72 | 66 | 65 | 270 | 43,800.00 |
| T5 | Zoeller, Fuzzy | 70 | 63 | 66 | 71 | 270 | 43,800.00 |
| T8 | Andrade, Billy | 74 | 65 | 62 | 70 | 271 | 34,800.00 |
| T8 | Bradley, Michael | 67 | 66 | 69 | 69 | 271 | 34,800.00 |
| T8 | Estes, Bob | 64 | 72 | 68 | 67 | 271 | 34,800.00 |
| T11 | Barr, Dave | 68 | 71 | 68 | 65 | 272 | 26,400.00 |
| T11 | Boros, Guy | 68 | 70 | 64 | 70 | 272 | 26,400.00 |
| T11 | Edwards, David | 69 | 67 | 67 | 69 | 272 | 26,400.00 |
| T11 | Pavin, Corey | 70 | 67 | 66 | 69 | 272 | 26,400.00 |
| T15 | Azinger, Paul | 67 | 70 | 66 | 70 | 273 | 20,400.00 |
| T15 | Hart, Dudley | 72 | 67 | 68 | 66 | 273 | 20,400.00 |
| T15 | Singh, Vijay | 68 | 66 | 68 | 71 | 273 | 20,400.00 |
| T18 | Aubrey, Emlyn | 66 | 72 | 68 | 68 | 274 | 15,120.00 |
| T18 | Bates, Pat | 70 | 66 | 67 | 71 | 274 | 15,120.00 |
| T18 | Cink, Stewart | 71 | 67 | 67 | 69 | 274 | 15,120.00 |
| T18 | Haas, Jerry | 68 | 65 | 71 | 70 | 274 | 15,120.00 |
| T18 | Pohl, Don | 69 | 69 | 70 | 66 | 274 | 15,120.00 |
| T18 | Sills, Tony | 67 | 70 | 67 | 70 | 274 | 15,120.00 |
| T24 | Jones, Steve | 68 | 68 | 68 | 71 | 275 | 10,230.00 |
| T24 | Jordan, Pete | 71 | 68 | 66 | 70 | 275 | 10,230.00 |
| T24 | Perry, Craig | 70 | 69 | 68 | 68 | 275 | 10,230.00 |
| T24 | Peoples, David | 73 | 68 | 67 | 67 | 275 | 10,230.00 |
| T28 | Beck, Chip | 67 | 68 | 71 | 70 | 276 | 8,160.00 |
| T28 | Black, Ronnie | 67 | 66 | 70 | 76 | 276 | 8,160.00 |
| T28 | Hallberg, Gary | 71 | 69 | 65 | 71 | 276 | 8,160.00 |
| T28 | Magee, Andrew | 69 | 66 | 72 | 69 | 276 | 8,160.00 |
| T28 | O'Meara, Mark | 68 | 70 | 67 | 71 | 276 | 8,160.00 |
| T33 | Claar, Brian | 70 | 71 | 65 | 71 | 277 | 6,480.00 |
| T33 | Fleisher, Bruce | 71 | 67 | 66 | 73 | 277 | 6,480.00 |
| T33 | Gotsche, Steve | 70 | 68 | 69 | 70 | 277 | 6,480.00 |
| T33 | Reese, Don | 71 | 68 | 71 | 67 | 277 | 6,480.00 |
| T33 | Rinker, Lee | 68 | 65 | 73 | 71 | 277 | 6,480.00 |
| T38 | Armour III, Tommy | 71 | 68 | 69 | 70 | 278 | 4,920.00 |
| T38 | Green, Ken | 73 | 66 | 68 | 71 | 278 | 4,920.00 |
| T38 | Gump, Scott | 70 | 71 | 68 | 69 | 278 | 4,920.00 |
| T38 | Henke, Nolan | 73 | 68 | 67 | 70 | 278 | 4,920.00 |
| T38 | Howison, Ryan | 73 | 67 | 67 | 71 | 278 | 4,920.00 |
| T38 | Martin, Doug | 70 | 71 | 69 | 68 | 278 | 4,920.00 |
| T44 | Brisky, Mike | 72 | 69 | 65 | 73 | 279 | 3,432.00 |
| T44 | Cook, John | 66 | 72 | 71 | 70 | 279 | 3,432.00 |
| T44 | Fiori, Ed | 70 | 68 | 67 | 74 | 279 | 3,432.00 |
| T44 | Hammond, Donnie | 68 | 73 | 71 | 67 | 279 | 3,432.00 |
| T44 | McCallister, Blaine | 72 | 67 | 71 | 69 | 279 | 3,432.00 |
| T44 | Sindelar, Joey | 70 | 71 | 70 | 68 | 279 | 3,432.00 |
| T50 | Brown, Billy Ray | 71 | 70 | 67 | 72 | 280 | 2,824.00 |
| T50 | Heinen, Mike | 70 | 69 | 73 | 68 | 280 | 2,824.00 |
| T50 | Mayfair, Billy | 73 | 68 | 72 | 67 | 280 | 2,824.00 |
| T50 | Rintoul, Steve | 68 | 68 | 71 | 73 | 280 | 2,824.00 |
| T50 | Wadkins, Bobby | 70 | 71 | 71 | 68 | 280 | 2,824.00 |
| T50 | Wurtz, Mark | 71 | 66 | 71 | 72 | 280 | 2,824.00 |
| T56 | Clements, Lenny | 76 | 65 | 69 | 71 | 281 | 2,700.00 |
| T56 | Stricker, Steve | 69 | 71 | 70 | 71 | 281 | 2,700.00 |
| T58 | Allem, Fulton | 69 | 69 | 74 | 70 | 282 | 2,592.00 |
| T58 | Carnevale, Mark | 68 | 73 | 68 | 73 | 282 | 2,592.00 |
| T58 | Kendall, Skip | 70 | 71 | 68 | 73 | 282 | 2,592.00 |
| T58 | Kraft, Greg | 67 | 72 | 70 | 73 | 282 | 2,592.00 |
| T58 | Porter, Bill | 74 | 67 | 69 | 72 | 282 | 2,592.00 |
| T58 | Smith, Mike | 70 | 71 | 73 | 68 | 282 | 2,592.00 |
| T58 | Standly, Mike | 71 | 69 | 72 | 70 | 282 | 2,592.00 |
| T65 | Faxon, Brad | 74 | 67 | 71 | 71 | 283 | 2,448.00 |
| T65 | McCarron, Scott | 70 | 67 | 72 | 74 | 283 | 2,448.00 |
| T65 | Paulson, Carl | 72 | 68 | 69 | 74 | 283 | 2,448.00 |
| T65 | Pride, Dicky | 71 | 69 | 72 | 71 | 283 | 2,448.00 |
| T65 | Wood, Willie | 71 | 70 | 68 | 74 | 283 | 2,448.00 |
| T70 | Ford, Scott | 69 | 70 | 75 | 70 | 284 | 2,364.00 |
| T70 | Williamson, Jay | 71 | 70 | 74 | 69 | 284 | 2,364.00 |
| 72 | Mast, Dick | 72 | 68 | 72 | 73 | 285 | 2,328.00 |
| T73 | Rummels, Dave | 67 | 72 | 72 | 75 | 286 | 2,292.00 |
| T73 | Tryba, Ted | 72 | 69 | 72 | 73 | 286 | 2,292.00 |
| 75 | Taylor, Harry | 70 | 71 | 71 | 75 | 287 | 2,256.00 |
| 76 | Maltbie, Roger | 73 | 68 | 78 | 70 | 289 | 2,232.00 |
| 77 | Sullivan, Tom | 69 | 71 | 74 | 77 | 291 | 2,208.00 |

TOURNAMENT RESULTS

1994 CANON GREATER HARTFORD OPEN

June 23-26, 1994

\$1,200,000 Purse

Champion: David Frost

LEADERS:

First Round: Clark Dennis, Phil Mickelson, David Frost and Corey Pavin, all at 5-under-par 65, were one stroke in front of six other players.

Second Round: Dave Stockton, Jr., after a second consecutive 4-under-par 66, was at 8-under-par 132. He led by one over Frost.

Third Round: Stockton and Frost were tied at 11-under-par 199, one stroke in front of Greg Norman.

Cut: 71 players at 1-over-par 141.



| | Player | 1R | 2R | 3R | 4R | Total | Money |
|-----|-----------------------|----|----|----|----|-------|--------------|
| 1 | Frost, David | 65 | 68 | 66 | 69 | 268 | \$216,000.00 |
| 2 | Norman, Greg | 69 | 65 | 66 | 69 | 269 | 129,600.00 |
| T3 | Barr, Dave | 68 | 70 | 68 | 65 | 271 | 57,600.00 |
| T3 | Pavin, Corey | 65 | 73 | 66 | 67 | 271 | 57,600.00 |
| T3 | Stockton, Jr., Dave | 66 | 66 | 67 | 72 | 271 | 57,600.00 |
| T3 | Stricker, Steve | 70 | 67 | 67 | 67 | 271 | 57,600.00 |
| T7 | Levi, Wayne | 68 | 66 | 71 | 68 | 273 | 38,700.00 |
| T7 | Triplett, Kirk | 71 | 66 | 69 | 67 | 273 | 38,700.00 |
| T9 | Cook, John | 71 | 67 | 64 | 73 | 275 | 28,800.00 |
| T9 | Day, Glen | 72 | 65 | 70 | 68 | 275 | 28,800.00 |
| T9 | Dennis, Clark | 65 | 72 | 66 | 72 | 275 | 28,800.00 |
| T9 | Green, Ken | 69 | 70 | 68 | 68 | 275 | 28,800.00 |
| T9 | Jacobsen, Peter | 68 | 68 | 70 | 69 | 275 | 28,800.00 |
| T9 | Reid, Mike | 66 | 68 | 69 | 72 | 275 | 28,800.00 |
| T15 | Couples, Fred | 71 | 68 | 71 | 66 | 276 | 19,200.00 |
| T15 | Faxon, Brad | 71 | 69 | 64 | 72 | 276 | 19,200.00 |
| T15 | Perry, Kenny | 67 | 68 | 69 | 72 | 276 | 19,200.00 |
| T15 | Standly, Mike | 70 | 71 | 64 | 71 | 276 | 19,200.00 |
| T15 | Tewell, Doug | 67 | 68 | 70 | 71 | 276 | 19,200.00 |
| T20 | Lowery, Steve | 71 | 66 | 70 | 70 | 277 | 15,000.00 |
| T20 | Silveira, Larry | 67 | 73 | 71 | 66 | 277 | 15,000.00 |
| T22 | Byrum, Tom | 69 | 68 | 69 | 72 | 278 | 12,000.00 |
| T22 | Hoch, Scott | 69 | 67 | 68 | 74 | 278 | 12,000.00 |
| T22 | Tryba, Ted | 68 | 66 | 69 | 75 | 278 | 12,000.00 |
| T22 | Walcher, Rocky | 69 | 69 | 72 | 68 | 278 | 12,000.00 |
| T26 | Chamblee, Brandel | 71 | 68 | 66 | 74 | 279 | 8,520.00 |
| T26 | Delsing, Jay | 74 | 67 | 69 | 69 | 279 | 8,520.00 |
| T26 | Feherty, David | 73 | 68 | 69 | 69 | 279 | 8,520.00 |
| T26 | Humenik, Ed | 69 | 70 | 69 | 71 | 279 | 8,520.00 |
| T26 | Kamm, Brian | 75 | 66 | 69 | 69 | 279 | 8,520.00 |
| T26 | Mickelson, Phil | 65 | 72 | 70 | 72 | 279 | 8,520.00 |
| T26 | Zoeler, Fuzzy | 72 | 64 | 73 | 70 | 279 | 8,520.00 |
| T33 | Dodds, Trevor | 71 | 69 | 70 | 70 | 280 | 6,205.00 |
| T33 | Magee, Andrew | 69 | 71 | 69 | 71 | 280 | 6,205.00 |
| T33 | Morgan, Gil | 68 | 73 | 68 | 71 | 280 | 6,205.00 |
| T33 | Jordan, Pete | 66 | 71 | 68 | 75 | 280 | 6,205.00 |
| T33 | O'Meara, Mark | 67 | 72 | 69 | 72 | 280 | 6,205.00 |
| T33 | Price, Nick | 70 | 70 | 67 | 73 | 280 | 6,205.00 |
| T33 | Springer, Mike | 73 | 67 | 67 | 73 | 280 | 6,205.00 |
| T40 | Maltbie, Roger | 68 | 70 | 67 | 76 | 281 | 4,440.00 |
| T40 | Mizumaki, Yoshinori | 70 | 70 | 69 | 72 | 281 | 4,440.00 |
| T40 | Morse, John | 69 | 69 | 71 | 71 | 281 | 4,440.00 |
| T40 | Pruitt, Dillard | 70 | 71 | 64 | 76 | 281 | 4,440.00 |
| T40 | Sauers, Gene | 73 | 68 | 66 | 74 | 281 | 4,440.00 |
| T40 | Simpson, Scott | 70 | 68 | 69 | 74 | 281 | 4,440.00 |
| T40 | Sluman, Jeff | 70 | 71 | 71 | 69 | 281 | 4,440.00 |
| T47 | Dougherty, Ed | 71 | 70 | 72 | 69 | 282 | 3,228.00 |
| T47 | Hart, Dudley | 69 | 69 | 72 | 72 | 282 | 3,228.00 |
| T47 | Henninger, Brian | 69 | 71 | 72 | 70 | 282 | 3,228.00 |
| T47 | Sullivan, Mike | 69 | 68 | 74 | 71 | 282 | 3,228.00 |
| T51 | Armstrong, Ty | 71 | 70 | 68 | 74 | 283 | 2,862.00 |
| T51 | Elliott, John | 72 | 69 | 71 | 71 | 283 | 2,862.00 |
| T51 | Forsman, Dan | 70 | 70 | 71 | 72 | 283 | 2,862.00 |
| T51 | Hatalsky, Morris | 69 | 72 | 68 | 74 | 283 | 2,862.00 |
| T55 | Allen, Michael | 72 | 69 | 72 | 71 | 284 | 2,700.00 |
| T55 | Andrade, Billy | 71 | 69 | 69 | 75 | 284 | 2,700.00 |
| T55 | Boros, Guy | 69 | 71 | 72 | 72 | 284 | 2,700.00 |
| T55 | Steve Brodie | 73 | 68 | 72 | 71 | 284 | 2,700.00 |
| T55 | Goydos, Paul | 71 | 70 | 67 | 76 | 284 | 2,700.00 |
| T55 | Toms, David | 66 | 68 | 74 | 76 | 284 | 2,700.00 |
| T61 | Britton, Bill | 72 | 65 | 70 | 78 | 285 | 2,604.00 |
| T61 | Browne, Olin | 74 | 67 | 72 | 72 | 285 | 2,604.00 |
| T63 | Kraft, Greg | 66 | 71 | 73 | 76 | 286 | 2,568.00 |
| T64 | Elkington, Steve | 66 | 73 | 75 | 73 | 287 | 2,532.00 |
| T64 | Wurtz, Mark | 69 | 69 | 72 | 77 | 287 | 2,532.00 |
| T66 | Beck, Chip | 70 | 70 | 69 | 79 | 288 | 2,484.00 |
| T66 | Toledo, Esteban | 69 | 70 | 76 | 73 | 288 | 2,484.00 |
| 68 | Ozaki, Naomichi "Joe" | 69 | 70 | 71 | 79 | 289 | 2,448.00 |
| 69 | Lardon, Brad | 72 | 69 | 71 | 78 | 290 | 2,424.00 |
| 70 | Kite, Chris | 68 | 71 | 74 | 79 | 292 | 2,400.00 |

TOURNAMENT RESULTS

1993 CANON GREATER HARTFORD OPEN

June 24-27, 1993

\$1,000,000 Purse

Champion: Nick Price

LEADERS:

First Round: Roger Maltbie and Craig Stadler, at 5-under par 65, were a stroke in front of Keith Clearwater, Dan Forsman and John Huston.

Second Round: Corey Pavin, at 8-under-par 132, held a two-shot lead over Clearwater and Mike Springer.

Third Round: Pavin, at 5-under-par 205, was a stroke ahead of Don Pooley and Nick Price.

Cut: 80 players at 4-over-par 144.



| | Player | 1R | 2R | 3R | 4R | Total | Money |
|-----|--------------------|----|----|----|----|-------|--------------|
| 1 | Price, Nick | 67 | 70 | 69 | 65 | 271 | \$180,000.00 |
| T2 | Forsman, Dan | 66 | 69 | 72 | 65 | 272 | 88,000.00 |
| T2 | Maltbie, Roger | 65 | 71 | 71 | 65 | 272 | 88,000.00 |
| 4 | Pavin, Corey | 67 | 65 | 73 | 69 | 274 | 48,000.00 |
| T5 | Perry, Kenny | 68 | 69 | 70 | 68 | 275 | 38,000.00 |
| T5 | Springer, Mike | 69 | 65 | 73 | 68 | 275 | 38,000.00 |
| T7 | Cook, John | 73 | 68 | 71 | 65 | 277 | 30,125.00 |
| T7 | Kamm, Brian | 69 | 75 | 69 | 64 | 277 | 30,125.00 |
| T7 | Mediate, Rocco | 68 | 70 | 72 | 67 | 277 | 30,125.00 |
| T7 | Pooley, Don | 70 | 70 | 66 | 71 | 277 | 30,125.00 |
| T11 | Conner, Frank | 71 | 70 | 68 | 69 | 278 | 21,200.00 |
| T11 | Fleisher, Bruce | 71 | 65 | 73 | 69 | 278 | 21,200.00 |
| T11 | Huston, John | 66 | 69 | 72 | 71 | 278 | 21,200.00 |
| T11 | Love III, Davis | 72 | 70 | 68 | 68 | 278 | 21,200.00 |
| T11 | Gump, Scott | 73 | 67 | 69 | 69 | 278 | 21,200.00 |
| T16 | Clearwater, Keith | 66 | 68 | 73 | 72 | 279 | 15,500.00 |
| T16 | Faxon, Brad | 67 | 71 | 75 | 66 | 279 | 15,500.00 |
| T16 | Lowery, Steve | 67 | 68 | 72 | 72 | 279 | 15,500.00 |
| T16 | Peege, Dave | 71 | 70 | 72 | 66 | 279 | 15,500.00 |
| T20 | Allem, Fulton | 70 | 66 | 74 | 70 | 280 | 10,833.33 |
| T20 | Green, Hubert | 70 | 70 | 72 | 68 | 280 | 10,833.33 |
| T20 | Sluman, Jeff | 74 | 68 | 69 | 69 | 280 | 10,833.33 |
| T20 | Ten Broeck, Lance | 69 | 68 | 74 | 69 | 280 | 10,833.33 |
| T20 | Burke, Patrick | 68 | 72 | 72 | 68 | 280 | 10,833.33 |
| T20 | Tucker, Chris | 70 | 72 | 68 | 70 | 280 | 10,833.33 |
| T26 | Kratzert, Billy | 71 | 67 | 73 | 70 | 281 | 7,550.00 |
| T26 | Lohr, Bob | 67 | 73 | 70 | 71 | 281 | 7,550.00 |
| T26 | Triplett, Kirk | 68 | 69 | 72 | 72 | 281 | 7,550.00 |
| T26 | Hart, Dudley | 71 | 70 | 71 | 69 | 281 | 7,550.00 |
| T30 | Bryant, Brad | 70 | 72 | 69 | 71 | 282 | 5,812.50 |
| T30 | Calcavecchia, Mark | 67 | 71 | 70 | 74 | 282 | 5,812.50 |
| T30 | Horgan III, P.H. | 72 | 71 | 68 | 71 | 282 | 5,812.50 |
| T30 | Stadler, Craig | 65 | 71 | 76 | 70 | 282 | 5,812.50 |
| T30 | Tryba, Ted | 75 | 69 | 67 | 71 | 282 | 5,812.50 |
| T30 | Twitty, Howard | 73 | 66 | 74 | 69 | 282 | 5,812.50 |
| T30 | Zabriski, Bruce | 74 | 69 | 72 | 67 | 282 | 5,812.50 |
| T30 | Woodland, Jeff | 71 | 71 | 71 | 69 | 282 | 5,812.50 |
| T38 | Claar, Brian | 71 | 69 | 74 | 69 | 283 | 3,800.00 |
| T38 | Gibson, Kelly | 71 | 70 | 75 | 67 | 283 | 3,800.00 |
| T38 | Haas, Jay | 70 | 72 | 71 | 70 | 283 | 3,800.00 |
| T38 | Ogrin, David | 72 | 71 | 72 | 68 | 283 | 3,800.00 |
| T38 | Overton, Jay | 70 | 69 | 73 | 71 | 283 | 3,800.00 |
| T38 | Taylor, Harry | 71 | 73 | 68 | 71 | 283 | 3,800.00 |
| T38 | Tewell, Doug | 71 | 70 | 71 | 71 | 283 | 3,800.00 |
| T38 | Kraft, Greg | 72 | 67 | 72 | 72 | 283 | 3,800.00 |
| T38 | Ross, John | 74 | 67 | 71 | 71 | 283 | 3,800.00 |
| T38 | Duval, David | 70 | 72 | 73 | 68 | 283 | 3,800.00 |
| T48 | Barr, Dave | 72 | 71 | 69 | 72 | 284 | 2,620.00 |
| T48 | Gilder, Bob | 68 | 72 | 72 | 72 | 284 | 2,620.00 |
| T48 | Humenik, Ed | 71 | 69 | 76 | 68 | 284 | 2,620.00 |
| T51 | Byrum, Tom | 71 | 71 | 68 | 75 | 285 | 2,340.00 |
| T51 | Dodds, Trevor | 72 | 70 | 70 | 73 | 285 | 2,340.00 |
| T51 | Hulbert, Mike | 69 | 69 | 77 | 70 | 285 | 2,340.00 |
| T51 | Persons, Peter | 71 | 72 | 72 | 70 | 285 | 2,340.00 |
| T51 | Sauers, Gene | 69 | 71 | 73 | 72 | 285 | 2,340.00 |
| T51 | Sindelar, Joey | 67 | 73 | 72 | 73 | 285 | 2,340.00 |
| T51 | Goydos, Paul | 70 | 71 | 76 | 68 | 285 | 2,340.00 |
| T58 | Fiori, Ed | 67 | 73 | 76 | 70 | 286 | 2,190.00 |
| T58 | Glasson, Bill | 70 | 73 | 70 | 73 | 286 | 2,190.00 |
| T58 | Mayfair, Billy | 71 | 70 | 72 | 73 | 286 | 2,190.00 |
| T58 | Wood, Willie | 71 | 72 | 72 | 71 | 286 | 2,190.00 |
| T58 | McGovern, Jim | 71 | 73 | 72 | 70 | 286 | 2,190.00 |
| T58 | Cooper, Carl | 70 | 74 | 72 | 70 | 286 | 2,190.00 |
| T64 | Inman, John | 73 | 71 | 75 | 69 | 288 | 2,090.00 |
| T64 | Jackson, David | 72 | 72 | 75 | 69 | 288 | 2,090.00 |
| T64 | Dawson, Marco | 72 | 67 | 74 | 75 | 288 | 2,090.00 |
| T64 | Johnston, Jimmy | 71 | 72 | 74 | 71 | 288 | 2,090.00 |
| T68 | Cheesman, Barry | 71 | 72 | 72 | 74 | 289 | 2,000.00 |
| T68 | Hammond, Donnie | 72 | 70 | 76 | 71 | 289 | 2,000.00 |
| T68 | Trixler, Dennis | 70 | 74 | 72 | 73 | 289 | 2,000.00 |
| T68 | Wadkins, Bobby | 70 | 74 | 72 | 73 | 289 | 2,000.00 |
| T68 | Lamontagne, Steve | 68 | 70 | 77 | 74 | 289 | 2,000.00 |
| 73 | Schiene, Marty | 69 | 75 | 74 | 72 | 290 | 1,940.00 |
| T74 | Bradley, Michael | 73 | 70 | 76 | 72 | 291 | 1,900.00 |
| T74 | Donald, Mike | 71 | 70 | 75 | 75 | 291 | 1,900.00 |
| T74 | Standly, Mike | 76 | 68 | 77 | 70 | 291 | 1,900.00 |
| 77 | Watson, Denis | 72 | 70 | 77 | 74 | 293 | 1,860.00 |
| T78 | Hinkle, Lon | 73 | 70 | 79 | 72 | 294 | 1,830.00 |
| T78 | Allen, Michael | 72 | 71 | 74 | 77 | 294 | 1,830.00 |
| 80 | Adams, John | 77 | 66 | 77 | 78 | 298 | 1,800.00 |

TOURNAMENT RESULTS

1992 CANON GREATER HARTFORD OPEN

July 30-August 2, 1992

\$1,000,000 Purse

Champion: Lanny Wadkins

LEADERS:

First Round: Ed Humenik and Kenny Knox at 6-under-par 64, held a one-shot lead over Ted Schulz and Sonny Skinner.

Second Round: Gil Morgan, at 6-under-par 134 following a 68, had a one-stroke advantage over seven golfers: Knox, Skinner, Roger Maltbie, Lee Janzen, Billy Mayfair, Bob Eastwood and Nick Price.

Third Round: Donnie Hammond carded a two-birdie, bogey-free round, good for 68 and 204 total, plus a one-shot edge over Morgan (71) and Bob Estes (68).

Cut: 79 players at 2-over-par 142.



| | Player | 1R | 2R | 3R | 4R | Total | Money |
|-----|---------------------|----|----|----|----|-------|--------------|
| 1 | Wadkins, Lanny | 68 | 70 | 71 | 65 | 274 | \$180,000.00 |
| T2 | Forsman, Dan | 69 | 69 | 68 | 70 | 276 | 74,666.67 |
| T2 | Hammond, Donnie | 66 | 70 | 68 | 72 | 276 | 74,666.66 |
| T2 | Price, Nick | 68 | 67 | 72 | 69 | 276 | 74,666.67 |
| T5 | Estes, Bob | 68 | 69 | 68 | 72 | 277 | 36,500.00 |
| T5 | Morgan, Gil | 66 | 68 | 71 | 72 | 277 | 36,500.00 |
| T5 | Sluman, Jeff | 67 | 70 | 70 | 70 | 277 | 36,500.00 |
| T8 | Blackmar, Phil | 69 | 72 | 70 | 67 | 278 | 29,000.00 |
| T8 | Green, Ken | 68 | 72 | 70 | 68 | 278 | 29,000.00 |
| T8 | Mayfair, Billy | 69 | 66 | 71 | 72 | 278 | 29,000.00 |
| T11 | Janzen, Lee | 68 | 67 | 73 | 71 | 279 | 22,000.00 |
| T11 | Kite, Tom | 72 | 67 | 72 | 68 | 279 | 22,000.00 |
| T11 | Pooley, Don | 68 | 70 | 70 | 71 | 279 | 22,000.00 |
| T11 | Smith, Mike | 73 | 67 | 70 | 69 | 279 | 22,000.00 |
| T15 | Barr, Dave | 71 | 71 | 71 | 67 | 280 | 14,525.00 |
| T15 | Brown, Billy Ray | 67 | 69 | 74 | 70 | 280 | 14,525.00 |
| T15 | Claar, Brian | 68 | 70 | 71 | 71 | 280 | 14,525.00 |
| T15 | Fehr, Rick | 66 | 72 | 69 | 73 | 280 | 14,525.00 |
| T15 | Haas, Jay | 69 | 73 | 70 | 68 | 280 | 14,525.00 |
| T15 | Maltbie, Roger | 66 | 69 | 72 | 73 | 280 | 14,525.00 |
| T15 | Weibring, D.A. | 70 | 66 | 71 | 73 | 280 | 14,525.00 |
| T15 | Whisman, Greg | 69 | 71 | 68 | 72 | 280 | 14,525.00 |
| T23 | Wrenn, Robert | 73 | 69 | 67 | 72 | 281 | 9,600.00 |
| T23 | Skinner, Sonny | 65 | 70 | 75 | 71 | 281 | 9,600.00 |
| T23 | Hart, Dudley | 68 | 70 | 68 | 75 | 281 | 9,600.00 |
| T26 | Bryant, Brad | 71 | 68 | 70 | 73 | 282 | 6,665.00 |
| T26 | Calcavecchia, Mark | 67 | 71 | 71 | 73 | 282 | 6,665.00 |
| T26 | Fleisher, Bruce | 69 | 71 | 74 | 68 | 282 | 6,665.00 |
| T26 | Friend, Bob | 71 | 71 | 70 | 70 | 282 | 6,665.00 |
| T26 | Parry, Craig | 73 | 68 | 70 | 71 | 282 | 6,665.00 |
| T26 | Reid, Mike | 68 | 71 | 72 | 71 | 282 | 6,665.00 |
| T26 | Schulz, Ted | 65 | 71 | 76 | 70 | 282 | 6,665.00 |
| T26 | Toms, David | 69 | 72 | 75 | 66 | 282 | 6,665.00 |
| T26 | Young, Kim | 71 | 71 | 70 | 70 | 282 | 6,665.00 |
| T26 | Carnevale, Mark | 71 | 69 | 70 | 72 | 282 | 6,665.00 |
| T36 | Huston, John | 70 | 69 | 75 | 69 | 283 | 4,608.33 |
| T36 | McCallister, Blaine | 68 | 72 | 72 | 71 | 283 | 4,608.33 |
| T36 | McCumber, Mark | 69 | 73 | 72 | 69 | 283 | 4,608.34 |
| T36 | Mudd, Jodie | 68 | 68 | 74 | 73 | 283 | 4,608.33 |
| T36 | Hallet, Jim | 72 | 70 | 72 | 69 | 283 | 4,608.34 |
| T36 | Leshner, Greg | 68 | 68 | 74 | 73 | 283 | 4,608.33 |
| T42 | Clampett, Bobby | 71 | 69 | 74 | 70 | 284 | 3,600.00 |
| T42 | Henke, Nolan | 68 | 72 | 72 | 72 | 284 | 3,600.00 |
| T42 | Hoch, Scott | 67 | 72 | 71 | 74 | 284 | 3,600.00 |
| T42 | Gump, Scott | 67 | 72 | 75 | 70 | 284 | 3,600.00 |
| T46 | Crenshaw, Ben | 73 | 69 | 74 | 69 | 285 | 2,674.29 |
| T46 | Eastwood, Bob | 66 | 69 | 73 | 77 | 285 | 2,674.28 |
| T46 | Gibson, Kelly | 69 | 71 | 69 | 76 | 285 | 2,674.28 |
| T46 | Hallberg, Gary | 66 | 74 | 78 | 67 | 285 | 2,674.29 |
| T46 | Rinker, Larry | 68 | 73 | 72 | 72 | 285 | 2,674.29 |
| T46 | Triplett, Kirk | 68 | 68 | 71 | 78 | 285 | 2,674.28 |
| T46 | Adcock, Mitch | 71 | 71 | 71 | 72 | 285 | 2,674.29 |
| T53 | Brooks, Mark | 71 | 71 | 71 | 73 | 286 | 2,304.00 |
| T53 | Byrum, Tom | 70 | 69 | 78 | 69 | 286 | 2,304.00 |
| T53 | Fiori, Ed | 69 | 73 | 69 | 75 | 286 | 2,304.00 |
| T53 | Humenik, Ed | 64 | 74 | 78 | 70 | 286 | 2,304.00 |
| T53 | Inman, John | 71 | 68 | 73 | 74 | 286 | 2,304.00 |
| T58 | Anderson, Jerry | 69 | 72 | 71 | 75 | 287 | 2,170.00 |
| T58 | Armour III, Tommy | 70 | 70 | 78 | 69 | 287 | 2,170.00 |
| T58 | Funk, Fred | 72 | 68 | 72 | 75 | 287 | 2,170.00 |
| T58 | Gamez, Robert | 71 | 68 | 76 | 72 | 287 | 2,170.00 |
| T58 | Hart, Steve | 73 | 69 | 75 | 70 | 287 | 2,170.00 |
| T58 | Hinkle, Lon | 71 | 69 | 77 | 70 | 287 | 2,170.00 |
| T58 | Standly, Mike | 69 | 70 | 73 | 75 | 287 | 2,170.00 |
| T58 | Ross, John | 68 | 72 | 75 | 72 | 287 | 2,170.00 |
| T66 | Irwin, Hale | 69 | 72 | 72 | 75 | 288 | 2,040.00 |
| T66 | Jacobsen, Peter | 68 | 69 | 76 | 75 | 288 | 2,040.00 |
| T66 | Knox, Kenny | 64 | 71 | 77 | 76 | 288 | 2,040.00 |
| T66 | O'Meara, Mark | 71 | 67 | 81 | 69 | 288 | 2,040.00 |
| T66 | Burke, Patrick | 68 | 74 | 72 | 74 | 288 | 2,040.00 |
| T71 | Sutton, Hal | 69 | 69 | 73 | 78 | 289 | 1,970.00 |
| T71 | Ten Broeck, Lance | 71 | 71 | 77 | 70 | 289 | 1,970.00 |
| T73 | Fabel, Brad | 70 | 71 | 74 | 75 | 290 | 1,910.00 |
| T73 | Freeman, Robin | 67 | 73 | 75 | 75 | 290 | 1,910.00 |
| T73 | Pruitt, Dillard | 66 | 72 | 79 | 73 | 290 | 1,910.00 |
| T73 | Zabriski, Bruce | 71 | 69 | 77 | 73 | 290 | 1,910.00 |
| T77 | Bryant, Bart | 69 | 71 | 78 | 74 | 292 | 1,850.00 |
| T77 | Lamontagne, Steve | 75 | 66 | 73 | 78 | 292 | 1,850.00 |
| T79 | Browne, Olin | 69 | 73 | 77 | 75 | 294 | 1,820.00 |

TOURNAMENT RESULTS

1991 CANON GREATER HARTFORD OPEN

July 25-28, 1991

\$1,000,000 Purse

Champion: Billy Ray Brown

Sudden Death Playoff

LEADERS:

First Round: Jim Hallet fired a 6-under-par 64, and led by one over Dillard Pruitt, Corey Pavin, Mark Calcavecchia and Scott Hoch.

Second Round: Pavin at 8-under-par 132, led a stroke over Billy Mayfair, Jim Gallagher and Hoch.

Third Round: Rick Fehr at 9-under-par 201 led by one over Pavin.

Cut: 74 players at 1-over-par 141.



| | Player | 1R | 2R | 3R | 4R | Total | Money |
|-----|---------------------|----|----|----|----|-------|--------------|
| 1 | Brown, Billy Ray | 67 | 72 | 65 | 67 | 271 | \$180,000.00 |
| T2 | Fehr, Rick | 68 | 67 | 66 | 70 | 271 | 88,000.00 |
| T2 | Pavin, Corey | 65 | 67 | 70 | 69 | 271 | 88,000.00 |
| T4 | Andrade, Billy | 72 | 66 | 66 | 68 | 272 | 41,333.33 |
| T4 | Gallagher, Jr., Jim | 68 | 65 | 70 | 69 | 272 | 41,333.33 |
| T4 | Roberts, Loren | 68 | 69 | 68 | 67 | 272 | 41,333.34 |
| T7 | Pohl, Dan | 70 | 69 | 67 | 67 | 273 | 31,166.67 |
| T7 | Reid, Mike | 71 | 69 | 68 | 65 | 273 | 31,166.67 |
| T7 | Rinker, Larry | 71 | 66 | 66 | 70 | 273 | 31,166.66 |
| T10 | Barr, Dave | 67 | 69 | 71 | 67 | 274 | 24,000.00 |
| T10 | Forsman, Dan | 67 | 67 | 71 | 69 | 274 | 24,000.00 |
| T10 | Green, Ken | 67 | 69 | 71 | 67 | 274 | 24,000.00 |
| T10 | Perry, Kenny | 67 | 67 | 70 | 70 | 274 | 24,000.00 |
| T14 | Edwards, David | 67 | 69 | 71 | 68 | 275 | 16,500.00 |
| T14 | Mayfair, Billy | 68 | 65 | 70 | 72 | 275 | 16,500.00 |
| T14 | McCumber, Mark | 70 | 69 | 68 | 68 | 275 | 16,500.00 |
| T14 | Peoples, David | 67 | 71 | 68 | 69 | 275 | 16,500.00 |
| T14 | McGovern, Jim | 69 | 71 | 67 | 68 | 275 | 16,500.00 |
| T14 | Hallet, Jim | 64 | 71 | 68 | 72 | 275 | 16,500.00 |
| T20 | Hulbert, Mike | 67 | 72 | 67 | 70 | 276 | 11,650.00 |
| T20 | Sindelar, Joey | 68 | 70 | 68 | 70 | 276 | 11,650.00 |
| T20 | Stewart, Ray | 69 | 69 | 70 | 68 | 276 | 11,650.00 |
| T20 | Twitty, Howard | 69 | 72 | 66 | 69 | 276 | 11,650.00 |
| T24 | Benepe, Jim | 70 | 69 | 69 | 69 | 277 | 8,300.00 |
| T24 | Brooks, Mark | 71 | 69 | 69 | 68 | 277 | 8,300.00 |
| T24 | Faxon, Brad | 69 | 70 | 70 | 68 | 277 | 8,300.00 |
| T24 | Sullivan, Mike | 67 | 68 | 69 | 73 | 277 | 8,300.00 |
| T24 | Hart, Dudley | 70 | 69 | 70 | 68 | 277 | 8,300.00 |
| T29 | Adams, John | 71 | 65 | 72 | 70 | 278 | 5,955.56 |
| T29 | Beck, Chip | 72 | 66 | 69 | 71 | 278 | 5,955.55 |
| T29 | Black, Ronnie | 72 | 69 | 68 | 69 | 278 | 5,955.56 |
| T29 | Byrum, Tom | 72 | 67 | 70 | 69 | 278 | 5,955.56 |
| T29 | Hoch, Scott | 65 | 68 | 70 | 75 | 278 | 5,955.55 |
| T29 | Inman, John | 70 | 69 | 67 | 72 | 278 | 5,955.55 |
| T29 | Sutton, Hal | 70 | 70 | 70 | 68 | 278 | 5,955.56 |
| T29 | Weibring, D.A. | 71 | 70 | 69 | 68 | 278 | 5,955.56 |
| T29 | Thompson, Dicky | 73 | 68 | 65 | 72 | 278 | 5,955.55 |
| T38 | Humenik, Ed | 69 | 70 | 69 | 71 | 279 | 4,400.00 |
| T38 | Maggert, Jeff | 70 | 70 | 68 | 71 | 279 | 4,400.00 |
| T38 | Mediate, Rocco | 70 | 67 | 69 | 73 | 279 | 4,400.00 |
| T38 | Sluman, Jeff | 69 | 69 | 70 | 71 | 279 | 4,400.00 |
| T42 | Booros, Jim | 72 | 67 | 72 | 69 | 280 | 3,072.00 |
| T42 | Burroughs, Clark | 69 | 70 | 70 | 71 | 280 | 3,072.00 |
| T42 | Calcavecchia, Mark | 65 | 71 | 73 | 71 | 280 | 3,072.00 |
| T42 | Cook, John | 71 | 70 | 70 | 69 | 280 | 3,072.00 |
| T42 | Edwards, Joel | 69 | 70 | 71 | 70 | 280 | 3,072.00 |
| T42 | Jones, Steve | 70 | 71 | 68 | 71 | 280 | 3,072.00 |
| T42 | Sander, Bill | 69 | 71 | 73 | 67 | 280 | 3,072.00 |
| T42 | Springer, Mike | 71 | 69 | 71 | 69 | 280 | 3,072.00 |
| T42 | Ten Broeck, Lance | 69 | 69 | 71 | 71 | 280 | 3,072.00 |
| T42 | Wrenn, Robert | 70 | 70 | 69 | 71 | 280 | 3,072.00 |
| T52 | Rummells, Dave | 75 | 66 | 70 | 70 | 281 | 2,345.00 |
| T52 | Woodward, Jim | 68 | 72 | 70 | 71 | 281 | 2,345.00 |
| T52 | Allen, Michael | 69 | 68 | 74 | 70 | 281 | 2,345.00 |
| T52 | Lancaster, Neal | 71 | 70 | 71 | 69 | 281 | 2,345.00 |
| T56 | Britton, Bill | 67 | 69 | 73 | 73 | 282 | 2,230.00 |
| T56 | Haas, Jay | 69 | 69 | 71 | 73 | 282 | 2,230.00 |
| T56 | Hammond, Donnie | 71 | 67 | 72 | 72 | 282 | 2,230.00 |
| T56 | McGowan, Pat | 70 | 71 | 70 | 71 | 282 | 2,230.00 |
| T56 | Pruitt, Dillard | 65 | 72 | 72 | 73 | 282 | 2,230.00 |
| T56 | Smith, Mike | 70 | 71 | 70 | 71 | 282 | 2,230.00 |
| T62 | Fiori, Ed | 71 | 70 | 70 | 72 | 283 | 2,120.00 |
| T62 | Hatalsky, Morris | 72 | 66 | 72 | 73 | 283 | 2,120.00 |
| T62 | McCallister, Blaine | 68 | 69 | 75 | 71 | 283 | 2,120.00 |
| T62 | Wiebe, Mark | 70 | 68 | 73 | 72 | 283 | 2,120.00 |
| T62 | Norton, Bryan | 68 | 69 | 72 | 74 | 283 | 2,120.00 |
| 67 | Wolcott, Bob | 71 | 69 | 71 | 73 | 284 | 2,060.00 |
| T68 | Thorpe, Jim | 72 | 69 | 77 | 67 | 285 | 2,030.00 |
| T68 | Watson, Denis | 68 | 69 | 76 | 72 | 285 | 2,030.00 |
| 70 | Ladehoff, Greg | 68 | 70 | 72 | 76 | 286 | 2,000.00 |
| 71 | Claar, Brian | 70 | 71 | 74 | 72 | 287 | 1,980.00 |
| 72 | Dodds, Trevor | 72 | 68 | 78 | 70 | 288 | 1,960.00 |
| T73 | Baker-Finch, Ian | 70 | 70 | 77 | 73 | 290 | 1,930.00 |
| T73 | Triplett, Kirk | 70 | 70 | 75 | 75 | 290 | 1,930.00 |

TOURNAMENT RESULTS

1990 CANON GREATER HARTFORD OPEN

June 28-July 1, 1990

\$1,000,000 Purse

Champion: Wayne Levi

LEADERS:

First Round: Chris Perry shot a 7-under par 63 to lead Steve Jones by one shot.

Second Round: Bob Eastwood recorded a 6-under par 64 for a two day total 131 to lead five players by one stroke.

Third Round: Nolan Henke and Brad Fabel both added 67's for a 54 hole total of 199 and a one shot lead over Wayne Levi, John Cook and Chris Perry.

Cut: 75 players at 1-under-par 139.



| | Player | 1R | 2R | 3R | 4R | Total | Money |
|-----|---------------------|----|----|----|----|-------|--------------|
| 1 | Levi, Wayne | 67 | 66 | 67 | 67 | 267 | \$180,000.00 |
| T2 | Calcavecchia, Mark | 67 | 67 | 68 | 67 | 269 | 66,000.00 |
| T2 | Fabel, Brad | 67 | 65 | 67 | 70 | 269 | 66,000.00 |
| T2 | Mediate, Rocco | 65 | 69 | 70 | 65 | 269 | 66,000.00 |
| T2 | Perry, Chris | 63 | 69 | 68 | 69 | 269 | 66,000.00 |
| T6 | Henke, Nolan | 65 | 67 | 67 | 71 | 270 | 32,375.00 |
| T6 | Lohr, Bob | 70 | 68 | 68 | 64 | 270 | 32,375.00 |
| T6 | Roberts, Loren | 67 | 66 | 68 | 69 | 270 | 32,375.00 |
| T6 | Tennyson, Brian | 69 | 69 | 65 | 67 | 270 | 32,375.00 |
| T10 | Canipe, David | 67 | 68 | 72 | 64 | 271 | 25,000.00 |
| T10 | Cook, John | 70 | 63 | 67 | 71 | 271 | 25,000.00 |
| T10 | Wrenn, Robert | 70 | 66 | 70 | 65 | 271 | 25,000.00 |
| T13 | Azinger, Paul | 68 | 68 | 68 | 68 | 272 | 16,625.00 |
| T13 | Booros, Jim | 66 | 69 | 66 | 71 | 272 | 16,625.00 |
| T13 | Claar, Brian | 66 | 69 | 67 | 70 | 272 | 16,625.00 |
| T13 | Huston, John | 70 | 66 | 70 | 66 | 272 | 16,625.00 |
| T13 | Simpson, Tim | 66 | 67 | 69 | 70 | 272 | 16,625.00 |
| T13 | Triplett, Kirk | 69 | 66 | 68 | 69 | 272 | 16,625.00 |
| T13 | Trittler, Paul | 67 | 67 | 67 | 71 | 272 | 16,625.00 |
| T13 | Weibring, D.A. | 69 | 64 | 70 | 69 | 272 | 16,625.00 |
| T21 | Andrade, Billy | 69 | 70 | 69 | 65 | 273 | 10,000.00 |
| T21 | Grady, Wayne | 66 | 68 | 71 | 68 | 273 | 10,000.00 |
| T21 | Green, Hubert | 66 | 71 | 68 | 68 | 273 | 10,000.00 |
| T21 | Jones, Steve | 64 | 68 | 69 | 72 | 273 | 10,000.00 |
| T21 | Pate, Steve | 70 | 68 | 71 | 64 | 273 | 10,000.00 |
| T21 | Sutton, Hal | 69 | 69 | 70 | 65 | 273 | 10,000.00 |
| T27 | Britton, Bill | 70 | 67 | 70 | 67 | 274 | 6,516.67 |
| T27 | Forsman, Dan | 65 | 74 | 71 | 64 | 274 | 6,516.67 |
| T27 | Gallagher, Jr., Jim | 71 | 66 | 68 | 69 | 274 | 6,516.66 |
| T27 | Green, Ken | 66 | 69 | 71 | 68 | 274 | 6,516.67 |
| T27 | Horgan III, P.H. | 68 | 71 | 67 | 68 | 274 | 6,516.66 |
| T27 | Mize, Larry | 70 | 69 | 67 | 68 | 274 | 6,516.66 |
| T27 | Perry, Kenny | 68 | 66 | 73 | 67 | 274 | 6,516.67 |
| T27 | Sander, Bill | 73 | 66 | 67 | 68 | 274 | 6,516.67 |
| T27 | Adcock, Mitch | 68 | 68 | 70 | 68 | 274 | 6,516.67 |
| T36 | Blackmar, Phil | 67 | 69 | 71 | 68 | 275 | 4,406.25 |
| T36 | Eastwood, Bob | 67 | 64 | 72 | 72 | 275 | 4,406.25 |
| T36 | Elkington, Steve | 65 | 71 | 70 | 69 | 275 | 4,406.25 |
| T36 | Mayfair, Billy | 66 | 66 | 73 | 70 | 275 | 4,406.25 |
| T36 | Pruitt, Dillard | 68 | 69 | 74 | 64 | 275 | 4,406.25 |
| T36 | Stewart, Ray | 68 | 68 | 66 | 73 | 275 | 4,406.25 |
| T36 | Wiebe, Mark | 67 | 68 | 67 | 73 | 275 | 4,406.25 |
| T36 | Wolcott, Bob | 67 | 67 | 71 | 70 | 275 | 4,406.25 |
| 44 | Barr, Dave | 67 | 68 | 73 | 68 | 276 | 3,500.00 |
| T45 | Clements, Lennie | 70 | 67 | 72 | 68 | 277 | 2,752.50 |
| T45 | Gardner, Buddy | 67 | 72 | 68 | 70 | 277 | 2,752.50 |
| T45 | Haas, Jay | 65 | 70 | 72 | 70 | 277 | 2,752.50 |
| T45 | Jacobsen, Peter | 68 | 70 | 69 | 70 | 277 | 2,752.50 |
| T45 | McCallister, Blaine | 68 | 67 | 71 | 71 | 277 | 2,752.50 |
| T45 | McGowan, Pat | 72 | 65 | 68 | 72 | 277 | 2,752.50 |
| T45 | Price, Nick | 66 | 69 | 71 | 71 | 277 | 2,752.50 |
| T45 | Silveira, Larry | 68 | 70 | 70 | 69 | 277 | 2,752.50 |
| T53 | Black, Ronnie | 70 | 68 | 71 | 69 | 278 | 2,304.00 |
| T53 | Clampett, Bobby | 68 | 71 | 68 | 71 | 278 | 2,304.00 |
| T53 | Hart, Jeff | 69 | 69 | 71 | 69 | 278 | 2,304.00 |
| T53 | Snead, J.C. | 71 | 68 | 71 | 68 | 278 | 2,304.00 |
| T53 | Wilson, Jeffrey | 68 | 67 | 75 | 68 | 278 | 2,304.00 |
| T58 | Haas, Jerry | 68 | 70 | 72 | 69 | 279 | 2,200.00 |
| T58 | Hulbert, Mike | 71 | 68 | 69 | 71 | 279 | 2,200.00 |
| T58 | Inman, John | 69 | 69 | 72 | 69 | 279 | 2,200.00 |
| T58 | Jaeckel, Barry | 66 | 72 | 74 | 67 | 279 | 2,200.00 |
| T58 | Mudd, Jodie | 68 | 69 | 70 | 72 | 279 | 2,200.00 |
| T63 | Aubrey, Emlyn | 69 | 68 | 71 | 72 | 280 | 2,100.00 |
| T63 | Brooks, Mark | 70 | 67 | 73 | 70 | 280 | 2,100.00 |
| T63 | Burroughs, Clark | 67 | 72 | 70 | 71 | 280 | 2,100.00 |
| T63 | Byrum, Curt | 68 | 68 | 72 | 72 | 280 | 2,100.00 |
| T63 | Heintzelman, Webb | 69 | 68 | 70 | 73 | 280 | 2,100.00 |
| T68 | Ferenz, Jack | 69 | 70 | 71 | 71 | 281 | 2,030.00 |
| T68 | Hickman, Greg | 68 | 70 | 72 | 71 | 281 | 2,030.00 |
| T70 | Fiori, Ed | 71 | 67 | 74 | 71 | 283 | 1,990.00 |
| T70 | Twitty, Howard | 72 | 66 | 72 | 73 | 283 | 1,990.00 |
| T72 | Adams, John | 68 | 70 | 76 | 70 | 284 | 1,940.00 |
| T72 | Ten Broeck, Lance | 68 | 68 | 79 | 69 | 284 | 1,940.00 |
| T72 | Harrington, Dennis | 69 | 68 | 71 | 76 | 284 | 1,940.00 |

TOURNAMENT RESULTS

1989 CANON GREATER HARTFORD OPEN

July 6-9, 1989

\$1,000,000 Purse

Champion: Paul Azinger

LEADERS:

First Round: Kenny Knox, Paul Azinger and Bob Gilder shot a 6-under par 65 to lead five golfers by one stroke.

Second Round: Knox added a 67 for a 36-hole total 132 to lead Clark Burroughs by one stroke.

Third Round: Wayne Levi enjoyed the low round of the day with a 64 for a three round total 201 to tie Knox and Wayne Grady. 14 players were within three shots of the lead.

Cut: 76 players at 2-under par 140.



| | Player | 1R | 2R | 3R | 4R | Total | Money |
|-----|---------------------|----|----|----|----|-------|--------------|
| 1 | Azinger, Paul | 65 | 70 | 67 | 65 | 267 | \$180,000.00 |
| 2 | Levi, Wayne | 69 | 68 | 64 | 67 | 268 | 108,000.00 |
| 3 | Rummells, Dave | 70 | 67 | 67 | 66 | 270 | 68,000.00 |
| T4 | Calcavecchia, Mark | 67 | 68 | 67 | 69 | 271 | 41,333.33 |
| T4 | Carter, Jim | 66 | 68 | 71 | 66 | 271 | 41,333.34 |
| T4 | Trevino, Lee | 70 | 64 | 70 | 67 | 271 | 41,333.33 |
| T7 | Burroughs, Clark | 66 | 67 | 70 | 69 | 272 | 29,100.00 |
| T7 | Maltbie, Roger | 66 | 69 | 69 | 68 | 272 | 29,100.00 |
| T7 | McCallister, Blaine | 69 | 69 | 67 | 67 | 272 | 29,100.00 |
| T7 | Shirey, Jr., Don | 70 | 67 | 68 | 67 | 272 | 29,100.00 |
| T7 | Sutton, Hal | 67 | 71 | 68 | 66 | 272 | 29,100.00 |
| T12 | Fehr, Rick | 71 | 67 | 65 | 70 | 273 | 22,000.00 |
| T12 | Grady, Wayne | 69 | 67 | 65 | 72 | 273 | 22,000.00 |
| T14 | Haas, Jay | 70 | 68 | 67 | 69 | 274 | 18,000.00 |
| T14 | Rose, Clarence | 68 | 72 | 66 | 68 | 274 | 18,000.00 |
| T14 | Tennyson, Brian | 66 | 71 | 66 | 71 | 274 | 18,000.00 |
| T17 | Black, Ronnie | 66 | 70 | 71 | 68 | 275 | 12,222.22 |
| T17 | Frost, David | 69 | 65 | 70 | 71 | 275 | 12,222.22 |
| T17 | Hoch, Scott | 70 | 69 | 66 | 70 | 275 | 12,222.22 |
| T17 | Lye, Mark | 70 | 70 | 68 | 67 | 275 | 12,222.23 |
| T17 | Mahaffey, John | 67 | 68 | 70 | 70 | 275 | 12,222.22 |
| T17 | McGowan, Pat | 71 | 68 | 69 | 67 | 275 | 12,222.23 |
| T17 | Roberts, Loren | 67 | 69 | 71 | 68 | 275 | 12,222.22 |
| T17 | Simpson, Tim | 73 | 66 | 68 | 68 | 275 | 12,222.22 |
| T17 | Tewell, Doug | 69 | 66 | 68 | 72 | 275 | 12,222.22 |
| T26 | Barr, Dave | 72 | 67 | 67 | 70 | 276 | 6,950.00 |
| T26 | Britton, Bill | 67 | 67 | 68 | 74 | 276 | 6,950.00 |
| T26 | Brooks, Mark | 70 | 66 | 70 | 70 | 276 | 6,950.00 |
| T26 | Cochran, Russ | 69 | 70 | 65 | 72 | 276 | 6,950.00 |
| T26 | Crenshaw, Ben | 70 | 66 | 71 | 69 | 276 | 6,950.00 |
| T26 | Schulz, Ted | 67 | 70 | 67 | 72 | 276 | 6,950.00 |
| T26 | Wadkins, Bobby | 71 | 67 | 69 | 69 | 276 | 6,950.00 |
| T26 | Wrenn, Robert | 68 | 66 | 73 | 69 | 276 | 6,950.00 |
| T34 | Hulbert, Mike | 68 | 70 | 69 | 70 | 277 | 4,942.85 |
| T34 | Humenik, Ed | 68 | 69 | 71 | 69 | 277 | 4,942.86 |
| T34 | Knox, Kenny | 65 | 67 | 69 | 76 | 277 | 4,942.85 |
| T34 | McComish, John | 68 | 69 | 71 | 69 | 277 | 4,942.86 |
| T34 | McCord, Gary | 68 | 69 | 70 | 70 | 277 | 4,942.86 |
| T34 | O'Grady, Mac | 69 | 71 | 68 | 69 | 277 | 4,942.86 |
| T34 | Twitty, Howard | 67 | 68 | 75 | 67 | 277 | 4,942.86 |
| T41 | Byrum, Curt | 69 | 69 | 72 | 68 | 278 | 3,600.00 |
| T41 | Gallagher, Jr., Jim | 70 | 68 | 68 | 72 | 278 | 3,600.00 |
| T41 | Gilder, Bob | 65 | 74 | 69 | 70 | 278 | 3,600.00 |
| T41 | Horgan III, P.H. | 70 | 67 | 71 | 70 | 278 | 3,600.00 |
| T41 | Pate, Steve | 69 | 68 | 69 | 72 | 278 | 3,600.00 |
| T41 | Pernice, Jr., Tom | 69 | 68 | 72 | 69 | 278 | 3,600.00 |
| T47 | Brown, Billy Ray | 71 | 67 | 68 | 73 | 279 | 2,568.57 |
| T47 | Fiori, Ed | 67 | 69 | 74 | 69 | 279 | 2,568.57 |
| T47 | Green, Ken | 71 | 67 | 68 | 73 | 279 | 2,568.57 |
| T47 | Grimes, Tony | 69 | 70 | 65 | 75 | 279 | 2,568.57 |
| T47 | Petrovic, Tim | 67 | 72 | 70 | 70 | 279 | 2,568.57 |
| T47 | Thompson, Leonard | 68 | 70 | 69 | 72 | 279 | 2,568.57 |
| T47 | Upper, Brett | 70 | 70 | 73 | 66 | 279 | 2,568.58 |
| T54 | Andrade, Billy | 68 | 71 | 70 | 71 | 280 | 2,270.00 |
| T54 | Bryant, Brad | 69 | 69 | 69 | 73 | 280 | 2,270.00 |
| T54 | Canipe, David | 68 | 70 | 69 | 73 | 280 | 2,270.00 |
| T54 | Mediate, Rocco | 72 | 67 | 68 | 73 | 280 | 2,270.00 |
| T54 | Ogrin, David | 67 | 70 | 73 | 70 | 280 | 2,270.00 |
| T54 | Hallet, Jim | 68 | 67 | 73 | 72 | 280 | 2,270.00 |
| T60 | Freeman, Robin | 70 | 70 | 74 | 67 | 281 | 2,170.00 |
| T60 | Green, Hubert | 69 | 69 | 70 | 73 | 281 | 2,170.00 |
| T60 | Lohr, Bob | 68 | 71 | 71 | 71 | 281 | 2,170.00 |
| T60 | Peoples, David | 69 | 70 | 74 | 68 | 281 | 2,170.00 |
| T64 | Armour III, Tommy | 71 | 69 | 70 | 72 | 282 | 2,090.00 |
| T64 | Baker-Finch, Ian | 70 | 69 | 74 | 69 | 282 | 2,090.00 |
| T64 | Kratzert, Billy | 72 | 68 | 69 | 73 | 282 | 2,090.00 |
| T64 | Zoeller, Fuzzy | 68 | 69 | 69 | 76 | 282 | 2,090.00 |
| T68 | Kay Jr., Jack | 70 | 70 | 72 | 71 | 283 | 2,030.00 |
| T68 | Silveira, Larry | 72 | 68 | 70 | 73 | 283 | 2,030.00 |
| T70 | Funk, Fred | 71 | 69 | 73 | 71 | 284 | 1,980.00 |
| T70 | Sills, Tony | 69 | 70 | 74 | 71 | 284 | 1,980.00 |
| T70 | Ten Broeck, Lance | 70 | 70 | 72 | 72 | 284 | 1,980.00 |
| 73 | Stewart, Ray | 71 | 69 | 70 | 75 | 285 | 1,940.00 |
| 74 | Huston, John | 69 | 70 | 71 | 78 | 288 | 1,920.00 |
| 75 | Chen, T.C. | 69 | 70 | 76 | 79 | 294 | 1,900.00 |

TOURNAMENT RESULTS

1988 CANON SAMMY DAVIS JR. GREATER HARTFORD OPEN

July 21-24, 1988

\$700,000 Purse

Champion: Mark Brooks

Sudden Death Playoff

LEADERS:

First Round: Roger Maltbie shot a 7-under par 64 to take a one shot lead over Brad Faxon, Donnie Hammond and Joey Sindelar.

Second Round: Mark Brooks shot a 65 for a two round total 131 and a single stroke advantage over Maltbie and Clark Burroughs.

Third Round: Ronnie Black enjoyed the low round of the day with a 65 for a 54-hole total 200 and a first place tie with Mark Calcavecchia and Brooks.

Cut: 73 players at 2-under par 140.



| | Player | 1R | 2R | 3R | 4R | Total | Money |
|-----|---------------------|----|----|----|----|-------|--------------|
| 1 | Brooks, Mark | 66 | 65 | 69 | 69 | 269 | \$126,000.00 |
| T2 | Barr, Dave | 69 | 67 | 70 | 63 | 269 | 61,600.00 |
| T2 | Sindelar, Joey | 65 | 72 | 67 | 65 | 269 | 61,600.00 |
| T4 | Black, Ronnie | 66 | 69 | 65 | 70 | 270 | 30,800.00 |
| T4 | Calcavecchia, Mark | 67 | 66 | 67 | 70 | 270 | 30,800.00 |
| T6 | Maltbie, Roger | 64 | 68 | 72 | 67 | 271 | 24,325.00 |
| T6 | Upper, Brett | 67 | 66 | 69 | 69 | 271 | 24,325.00 |
| T8 | Archer, George | 70 | 66 | 67 | 69 | 272 | 19,600.00 |
| T8 | Clements, Lennie | 68 | 70 | 68 | 66 | 272 | 19,600.00 |
| T8 | Faxon, Brad | 65 | 69 | 69 | 69 | 272 | 19,600.00 |
| T8 | McCallister, Blaine | 68 | 66 | 69 | 69 | 272 | 19,600.00 |
| T12 | Hayes, Mark | 67 | 69 | 69 | 68 | 273 | 15,400.00 |
| T12 | Perry, Kenny | 67 | 68 | 68 | 70 | 273 | 15,400.00 |
| T14 | Allem, Fulton | 67 | 68 | 67 | 72 | 274 | 11,900.00 |
| T14 | Lohr, Bob | 67 | 71 | 69 | 67 | 274 | 11,900.00 |
| T14 | Lowery, Steve | 66 | 72 | 70 | 66 | 274 | 11,900.00 |
| T14 | Mediate, Rocco | 69 | 70 | 67 | 68 | 274 | 11,900.00 |
| T14 | Sauers, Gene | 68 | 68 | 69 | 69 | 274 | 11,900.00 |
| T19 | Burroughs, Clark | 66 | 66 | 74 | 69 | 275 | 7,365.55 |
| T19 | Byrum, Curt | 69 | 70 | 69 | 67 | 275 | 7,365.56 |
| T19 | Byrum, Tom | 70 | 69 | 70 | 66 | 275 | 7,365.56 |
| T19 | Delsing, Jay | 66 | 73 | 70 | 66 | 275 | 7,365.56 |
| T19 | Pearson, Rick | 69 | 69 | 70 | 67 | 275 | 7,365.56 |
| T19 | Rummells, Dave | 69 | 69 | 69 | 68 | 275 | 7,365.56 |
| T19 | Sills, Tony | 70 | 67 | 67 | 71 | 275 | 7,365.55 |
| T19 | Thomas, Steve | 69 | 69 | 68 | 69 | 275 | 7,365.55 |
| T19 | Trevino, Lee | 67 | 69 | 74 | 65 | 275 | 7,365.55 |
| T28 | Armour III, Tommy | 69 | 66 | 68 | 73 | 276 | 4,865.00 |
| T28 | Azinger, Paul | 69 | 71 | 67 | 69 | 276 | 4,865.00 |
| T28 | Edwards, Danny | 69 | 67 | 69 | 71 | 276 | 4,865.00 |
| T28 | Levi, Wayne | 67 | 67 | 74 | 68 | 276 | 4,865.00 |
| T32 | Andrade, Billy | 71 | 66 | 69 | 71 | 277 | 4,051.50 |
| T32 | Gallagher, Jr., Jim | 68 | 71 | 69 | 69 | 277 | 4,051.50 |
| T32 | Green, Ken | 66 | 70 | 71 | 70 | 277 | 4,051.50 |
| T32 | Norris, Tim | 70 | 66 | 70 | 71 | 277 | 4,051.50 |
| T36 | Bryant, Brad | 69 | 71 | 71 | 67 | 278 | 3,013.78 |
| T36 | Cook, John | 70 | 69 | 68 | 71 | 278 | 3,013.78 |
| T36 | Green, Hubert | 70 | 65 | 73 | 70 | 278 | 3,013.77 |
| T36 | Inman, John | 69 | 66 | 72 | 71 | 278 | 3,013.77 |
| T36 | Morgan, Gil | 67 | 70 | 69 | 72 | 278 | 3,013.78 |
| T36 | Pruitt, Dillard | 69 | 71 | 66 | 72 | 278 | 3,013.78 |
| T36 | Taylor, Harry | 68 | 72 | 69 | 69 | 278 | 3,013.78 |
| T36 | Tennyson, Brian | 69 | 71 | 69 | 69 | 278 | 3,013.78 |
| T36 | Tewell, Doug | 68 | 71 | 69 | 70 | 278 | 3,013.78 |
| T45 | Adams, John | 68 | 71 | 69 | 71 | 279 | 2,002.00 |
| T45 | Bender, Mike | 70 | 70 | 68 | 71 | 279 | 2,002.00 |
| T45 | Biancalana, Roy | 71 | 69 | 70 | 69 | 279 | 2,002.00 |
| T45 | Gilder, Bob | 71 | 69 | 72 | 67 | 279 | 2,002.00 |
| T45 | McCord, Gary | 68 | 68 | 74 | 69 | 279 | 2,002.00 |
| T45 | Rose, Clarence | 69 | 71 | 69 | 70 | 279 | 2,002.00 |
| T51 | Eichelberger, Dave | 73 | 66 | 67 | 74 | 280 | 1,657.60 |
| T51 | Jaeckel, Barry | 68 | 70 | 69 | 73 | 280 | 1,657.60 |
| T51 | Kratzert, Billy | 67 | 72 | 73 | 68 | 280 | 1,657.60 |
| T51 | Snead, J.C. | 70 | 67 | 67 | 76 | 280 | 1,657.60 |
| T51 | Stewart, Roy | 71 | 67 | 70 | 72 | 280 | 1,657.60 |
| T56 | Booros, Jim | 68 | 71 | 68 | 74 | 281 | 1,575.00 |
| T56 | Cerda, Antonio O. | 67 | 73 | 70 | 71 | 281 | 1,575.00 |
| T56 | Hammond, Donnie | 65 | 68 | 78 | 70 | 281 | 1,575.00 |
| T56 | Hallet, Jim | 67 | 72 | 71 | 71 | 281 | 1,575.00 |
| T60 | Blackburn, Mike | 69 | 70 | 72 | 71 | 282 | 1,519.00 |
| T60 | Curl, Rod | 69 | 68 | 70 | 75 | 282 | 1,519.00 |
| T60 | Donald, Mike | 67 | 70 | 75 | 70 | 282 | 1,519.00 |
| T60 | Grady, Wayne | 70 | 68 | 70 | 74 | 282 | 1,519.00 |
| T64 | Hulbert, Mike | 68 | 72 | 73 | 70 | 283 | 1,470.00 |
| T64 | Twitty, Howard | 70 | 70 | 69 | 74 | 283 | 1,470.00 |
| T64 | Zabriski, Bruce | 70 | 67 | 74 | 72 | 283 | 1,470.00 |
| 67 | Haas, Jay | 68 | 72 | 72 | 72 | 284 | 1,442.00 |
| T68 | Conner, Frank | 72 | 67 | 73 | 73 | 285 | 1,414.00 |
| T68 | Forsman, Dan | 73 | 67 | 74 | 71 | 285 | 1,414.00 |
| T68 | Streck, Ron | 67 | 73 | 73 | 72 | 285 | 1,414.00 |
| T71 | Dent, Jim | 71 | 68 | 75 | 72 | 286 | 1,379.00 |
| T71 | McCullough, Mike | 67 | 69 | 72 | 78 | 286 | 1,379.00 |

TOURNAMENT RESULTS

1987 CANON SAMMY DAVIS JR. GREATER HARTFORD OPEN

June 25-28, 1987

\$700,000 Purse

Champion: Paul Azinger

LEADERS:

First Round: Wayne Levi, with a seven-under par 64 led by one over Dan Forsman, Bernhard Langer, Jim Thorpe and Denis Watson.

Second Round: Langer, at 12-under par 130, led by two over Levi.

Third Round: Paul Azinger with an eight-under par 63 was at 16-under par 197 and led by three shots.

Cut: 86 players at even par 142 or better.



| | Player | 1R | 2R | 3R | 4R | Total | Money |
|-----|---------------------|----|----|----|----|-------|--------------|
| 1 | Azinger, Paul | 69 | 65 | 63 | 72 | 269 | \$126,000.00 |
| T2 | Forsman, Dan | 65 | 69 | 69 | 67 | 270 | 61,600.00 |
| T2 | Levi, Wayne | 64 | 68 | 68 | 70 | 270 | 61,600.00 |
| T4 | Sauers, Gene | 66 | 68 | 68 | 70 | 272 | 30,800.00 |
| T4 | Trevino, Lee | 67 | 69 | 70 | 66 | 272 | 30,800.00 |
| T6 | Inman, John | 70 | 66 | 67 | 70 | 273 | 24,325.00 |
| T6 | Tewell, Doug | 68 | 68 | 68 | 69 | 273 | 24,325.00 |
| T8 | Langer, Bernhard | 65 | 65 | 72 | 72 | 274 | 20,300.00 |
| T8 | Lohr, Bob | 68 | 68 | 67 | 71 | 274 | 20,300.00 |
| T8 | Watson, Denis | 65 | 72 | 69 | 68 | 274 | 20,300.00 |
| T11 | Morgan, Gil | 70 | 67 | 67 | 71 | 275 | 15,400.00 |
| T11 | Rummells, Dave | 72 | 67 | 68 | 68 | 275 | 15,400.00 |
| T11 | Watson, Tom | 67 | 68 | 70 | 70 | 275 | 15,400.00 |
| T11 | Zoeller, Fuzzy | 67 | 73 | 67 | 68 | 275 | 15,400.00 |
| T15 | Beck, Chip | 69 | 68 | 69 | 70 | 276 | 11,200.00 |
| T15 | Cochran, Russ | 69 | 71 | 65 | 71 | 276 | 11,200.00 |
| T15 | Pohl, Dan | 69 | 68 | 70 | 69 | 276 | 11,200.00 |
| T15 | Rose, Clarence | 68 | 68 | 70 | 70 | 276 | 11,200.00 |
| T15 | Sills, Tony | 71 | 68 | 67 | 70 | 276 | 11,200.00 |
| T20 | Haas, Jay | 69 | 71 | 70 | 67 | 277 | 8,155.00 |
| T20 | Love III, Davis | 71 | 67 | 69 | 70 | 277 | 8,155.00 |
| T20 | McCumber, Mark | 71 | 68 | 69 | 69 | 277 | 8,155.00 |
| T20 | Sieckmann, Tom | 71 | 70 | 67 | 69 | 277 | 8,155.00 |
| T24 | Canipe, David | 70 | 69 | 68 | 71 | 278 | 5,810.00 |
| T24 | Carter, Jim | 71 | 70 | 64 | 73 | 278 | 5,810.00 |
| T24 | Heafner, Vance | 68 | 67 | 71 | 72 | 278 | 5,810.00 |
| T24 | Simpson, Tim | 68 | 69 | 67 | 74 | 278 | 5,810.00 |
| T24 | Thorpe, Jim | 65 | 70 | 73 | 70 | 278 | 5,810.00 |
| T29 | Burns, George | 72 | 67 | 69 | 71 | 279 | 4,550.00 |
| T29 | Fiori, Ed | 72 | 68 | 69 | 70 | 279 | 4,550.00 |
| T29 | Irwin, Hale | 72 | 68 | 70 | 69 | 279 | 4,550.00 |
| T29 | Snead, J.C. | 68 | 70 | 70 | 71 | 279 | 4,550.00 |
| T29 | Streck, Ron | 68 | 72 | 70 | 69 | 279 | 4,550.00 |
| T34 | Hulbert, Mike | 68 | 70 | 70 | 72 | 280 | 3,692.50 |
| T34 | Jacobsen, Peter | 70 | 71 | 70 | 69 | 280 | 3,692.50 |
| T34 | Pate, Steve | 67 | 71 | 70 | 72 | 280 | 3,692.50 |
| T34 | Twitty, Howard | 68 | 72 | 68 | 72 | 280 | 3,692.50 |
| T38 | O'Meara, Mark | 70 | 70 | 73 | 68 | 281 | 3,010.00 |
| T38 | Smith, Mike | 71 | 70 | 69 | 71 | 281 | 3,010.00 |
| T38 | Sullivan, Mike | 68 | 72 | 73 | 68 | 281 | 3,010.00 |
| T38 | Wood, Willie | 73 | 68 | 70 | 70 | 281 | 3,010.00 |
| T38 | Wrenn, Robert | 71 | 70 | 70 | 70 | 281 | 3,010.00 |
| T43 | Black, Ronnie | 69 | 67 | 73 | 73 | 282 | 2,184.00 |
| T43 | Britton, Bill | 71 | 71 | 70 | 70 | 282 | 2,184.00 |
| T43 | Dillard, Andy | 70 | 70 | 69 | 73 | 282 | 2,184.00 |
| T43 | Donald, Mike | 70 | 72 | 72 | 68 | 282 | 2,184.00 |
| T43 | Faxon, Brad | 70 | 72 | 69 | 71 | 282 | 2,184.00 |
| T43 | Gilder, Bob | 70 | 72 | 66 | 74 | 282 | 2,184.00 |
| T43 | Waldorf, Duffy | 70 | 71 | 69 | 72 | 282 | 2,184.00 |
| T50 | Claar, Brian | 69 | 69 | 69 | 76 | 283 | 1,653.75 |
| T50 | Clements, Lennie | 69 | 71 | 72 | 71 | 283 | 1,653.75 |
| T50 | Cole, Bobby | 71 | 71 | 70 | 71 | 283 | 1,653.75 |
| T50 | Hoch, Scott | 72 | 69 | 69 | 73 | 283 | 1,653.75 |
| T50 | Maltbie, Roger | 71 | 71 | 68 | 73 | 283 | 1,653.75 |
| T50 | Taylor, Harry | 68 | 67 | 73 | 75 | 283 | 1,653.75 |
| T50 | Thompson, Robert | 71 | 71 | 69 | 72 | 283 | 1,653.75 |
| T50 | Zokol, Richard | 72 | 69 | 71 | 71 | 283 | 1,653.75 |
| T58 | Barr, Jr., Ray | 72 | 70 | 71 | 71 | 284 | 1,533.00 |
| T58 | Gallagher, Jr., Jim | 68 | 74 | 69 | 73 | 284 | 1,533.00 |
| T58 | Graham, Lou | 72 | 70 | 70 | 72 | 284 | 1,533.00 |
| T58 | Greer, Brad | 69 | 72 | 70 | 73 | 284 | 1,533.00 |
| T58 | Jaeckel, Barry | 71 | 69 | 70 | 74 | 284 | 1,533.00 |
| T58 | Mast, Dick | 70 | 71 | 72 | 71 | 284 | 1,533.00 |
| 64 | Clampett, Bobby | 70 | 72 | 71 | 72 | 285 | 1,484.00 |
| T65 | Calcavecchia, Mark | 68 | 71 | 68 | 79 | 286 | 1,435.00 |
| T65 | Gonzalez, Ernie | 67 | 75 | 72 | 72 | 286 | 1,435.00 |
| T65 | McGowan, Pat | 73 | 69 | 72 | 72 | 286 | 1,435.00 |
| T65 | Roberts, Loren | 71 | 70 | 73 | 72 | 286 | 1,435.00 |
| T65 | Thompson, Leonard | 75 | 67 | 72 | 72 | 286 | 1,435.00 |
| T65 | Verplank, Scott | 71 | 69 | 73 | 73 | 286 | 1,435.00 |
| T71 | Arnette, Dewey | 70 | 71 | 73 | 73 | 287 | 1,330.00 |
| T71 | Blackmar, Phil | 73 | 67 | 73 | 74 | 287 | 1,330.00 |
| T71 | Delsing, Jay | 72 | 70 | 71 | 74 | 287 | 1,330.00 |
| T71 | Green, Ken | 69 | 73 | 68 | 77 | 287 | 1,330.00 |
| T71 | Jonas, Philip | 72 | 69 | 74 | 72 | 287 | 1,330.00 |
| T71 | McComish, John | 70 | 72 | 75 | 70 | 287 | 1,330.00 |
| T71 | Mediate, Rocco | 70 | 71 | 74 | 72 | 287 | 1,330.00 |
| T71 | Pfeil, Mark | 69 | 72 | 71 | 75 | 287 | 1,330.00 |
| T71 | Stockton, Dave | 72 | 67 | 75 | 73 | 287 | 1,330.00 |
| 80 | Jones, Steve | 74 | 68 | 74 | 72 | 288 | 1,260.00 |
| 81 | Byrum, Curt | 68 | 71 | 74 | 76 | 289 | 1,246.00 |
| 82 | Dougherty, Ed | 70 | 71 | 75 | 74 | 290 | 1,232.00 |
| 83 | Arthur, Perry | 71 | 69 | 75 | 76 | 291 | 1,218.00 |
| T84 | Conner, Frank | 70 | 72 | 73 | 77 | 292 | 1,197.00 |
| T84 | Lye, Mark | 71 | 69 | 76 | 76 | 292 | 1,197.00 |

TOURNAMENT RESULTS

1986 CANON SAMMY DAVIS JR. GREATER HARTFORD OPEN

July 3-6, 1986

\$700,000 Purse

Champion: Mac O'Grady

Sudden Death Playoff



LEADERS:

First Round: Tim Simpson shot a 7-under par 64 to lead by one over Tom Watson, Dan Forsman and Denis Watson.

Second Round: Simpson added a 66 for a 12-under par 130. Tom Watson was at 132, while Forsman and Roger Maltbie were tied at 133.

Third Round: Watson and Kenny Knox were tied at 11-under par 202. Azinger and Maltbie were tied one-stroke behind.

Cut: 78 players at even par 142.

| | Player | 1R | 2R | 3R | 4R | Total | Money |
|-----|---------------------|----|----|----|----|-------|--------------|
| 1 | O'Grady, Mac | 71 | 69 | 67 | 62 | 269 | \$126,000.00 |
| 2 | Maltbie, Roger | 66 | 67 | 70 | 66 | 269 | 75,600.00 |
| T3 | Azinger, Paul | 67 | 70 | 66 | 69 | 272 | 36,400.00 |
| T3 | Hoch, Scott | 71 | 66 | 68 | 67 | 272 | 36,400.00 |
| T3 | O'Meara, Mark | 69 | 72 | 64 | 67 | 272 | 36,400.00 |
| T6 | Simpson, Tim | 64 | 66 | 74 | 69 | 273 | 23,450.00 |
| T6 | Strange, Curtis | 71 | 69 | 65 | 68 | 273 | 23,450.00 |
| T6 | Watson, Tom | 65 | 67 | 70 | 71 | 273 | 23,450.00 |
| T9 | Beck, Chip | 66 | 73 | 65 | 70 | 274 | 18,900.00 |
| T9 | Cook, John | 68 | 69 | 69 | 68 | 274 | 18,900.00 |
| T9 | Donald, Mike | 69 | 68 | 68 | 69 | 274 | 18,900.00 |
| T12 | Calcavecchia, Mark | 70 | 69 | 70 | 66 | 275 | 13,300.00 |
| T12 | Forsman, Dan | 65 | 68 | 72 | 70 | 275 | 13,300.00 |
| T12 | Lundstrom, David | 69 | 70 | 67 | 69 | 275 | 13,300.00 |
| T12 | Mahaffey, John | 67 | 71 | 69 | 68 | 275 | 13,300.00 |
| T12 | Pate, Steve | 69 | 69 | 72 | 65 | 275 | 13,300.00 |
| T12 | Watson, Denis | 65 | 71 | 73 | 66 | 275 | 13,300.00 |
| T18 | Dent, Jim | 68 | 69 | 67 | 72 | 276 | 8,820.00 |
| T18 | Gallagher, Jr., Jim | 71 | 68 | 72 | 65 | 276 | 8,820.00 |
| T18 | Hallberg, Gary | 72 | 67 | 67 | 70 | 276 | 8,820.00 |
| T18 | Pohl, Dan | 69 | 72 | 67 | 68 | 276 | 8,820.00 |
| T18 | Rose, Clarence | 69 | 71 | 68 | 68 | 276 | 8,820.00 |
| T18 | Simpson, Scott | 68 | 67 | 72 | 69 | 276 | 8,820.00 |
| T24 | Edwards, David | 69 | 71 | 71 | 66 | 277 | 5,810.00 |
| T24 | Hayes, Mark | 70 | 68 | 73 | 66 | 277 | 5,810.00 |
| T24 | Hulbert, Mike | 69 | 72 | 68 | 68 | 277 | 5,810.00 |
| T24 | Knox, Kenny | 66 | 69 | 67 | 75 | 277 | 5,810.00 |
| T24 | McCullough, Mike | 67 | 73 | 67 | 70 | 277 | 5,810.00 |
| T29 | Adams, John | 70 | 69 | 69 | 70 | 278 | 4,355.14 |
| T29 | Black, Ronnie | 69 | 69 | 71 | 69 | 278 | 4,355.15 |
| T29 | Claar, Brian | 69 | 72 | 68 | 69 | 278 | 4,355.14 |
| T29 | Kite, Tom | 68 | 69 | 69 | 72 | 278 | 4,355.14 |
| T29 | Roberts, Loren | 69 | 72 | 69 | 68 | 278 | 4,355.15 |
| T29 | Trevino, Lee | 70 | 70 | 70 | 68 | 278 | 4,355.14 |
| T29 | Weibring, D.A. | 68 | 71 | 70 | 69 | 278 | 4,355.14 |
| T36 | Clements, Lennie | 71 | 69 | 70 | 69 | 279 | 3,154.84 |
| T36 | Jacobsen, Peter | 73 | 68 | 67 | 71 | 279 | 3,154.86 |
| T36 | Jones, Steve | 71 | 69 | 70 | 69 | 279 | 3,154.86 |
| T36 | Mudd, Jodie | 71 | 70 | 68 | 70 | 279 | 3,154.85 |
| T36 | Pavin, Corey | 69 | 69 | 70 | 71 | 279 | 3,154.86 |
| T36 | Pfeil, Mark | 70 | 70 | 70 | 69 | 279 | 3,154.86 |
| T36 | Twitty, Howard | 72 | 67 | 69 | 71 | 279 | 3,154.86 |
| T43 | Cerda, Antonio O. | 68 | 73 | 69 | 70 | 280 | 2,045.40 |
| T43 | Cochran, Russ | 71 | 70 | 70 | 69 | 280 | 2,045.40 |
| T43 | Eichelberger, Dave | 69 | 69 | 73 | 69 | 280 | 2,045.40 |
| T43 | Hinkle, Lon | 70 | 71 | 68 | 71 | 280 | 2,045.40 |
| T43 | Levi, Wayne | 70 | 69 | 72 | 69 | 280 | 2,045.40 |
| T43 | Pierot, Billy | 73 | 69 | 68 | 70 | 280 | 2,045.40 |
| T43 | Randolph, Sam | 73 | 67 | 70 | 70 | 280 | 2,045.40 |
| T43 | Romero, Eduardo | 74 | 66 | 71 | 69 | 280 | 2,045.40 |
| T43 | Thompson, Leonard | 69 | 73 | 69 | 69 | 280 | 2,045.40 |
| T43 | Zoeller, Fuzzy | 68 | 73 | 74 | 65 | 280 | 2,045.40 |
| T53 | Conner, Frank | 69 | 70 | 75 | 67 | 281 | 1,612.80 |
| T53 | Curl, Rod | 71 | 69 | 73 | 68 | 281 | 1,612.80 |
| T53 | Dalpos, Rick | 73 | 68 | 69 | 71 | 281 | 1,612.80 |
| T53 | Fergus, Keith | 71 | 71 | 69 | 70 | 281 | 1,612.80 |
| T53 | McCumber, Mark | 67 | 72 | 72 | 70 | 281 | 1,612.80 |
| T58 | Haas, Jay | 71 | 66 | 71 | 74 | 282 | 1,547.00 |
| T58 | Koch, Gary | 72 | 69 | 71 | 70 | 282 | 1,547.00 |
| T58 | Mast, Dick | 73 | 69 | 68 | 72 | 282 | 1,547.00 |
| T58 | Rogers, Bill | 71 | 67 | 73 | 71 | 282 | 1,547.00 |
| T62 | Kratzert, Billy | 71 | 70 | 69 | 73 | 283 | 1,498.00 |
| T62 | Lye, Mark | 70 | 71 | 74 | 68 | 283 | 1,498.00 |
| T62 | Wiebe, Mark | 74 | 68 | 65 | 76 | 283 | 1,498.00 |
| T65 | Bolling, Charles | 73 | 68 | 70 | 73 | 284 | 1,456.00 |
| T65 | Graham, Lou | 71 | 71 | 70 | 72 | 284 | 1,456.00 |
| T65 | Sindelar, Joey | 71 | 67 | 68 | 78 | 284 | 1,456.00 |
| T68 | Dodds, Trevor | 72 | 70 | 71 | 72 | 285 | 1,414.00 |
| T68 | Stockton, Dave | 69 | 71 | 75 | 70 | 285 | 1,414.00 |
| T68 | Thorpe, Jim | 69 | 69 | 71 | 76 | 285 | 1,414.00 |
| 71 | Archer, George | 71 | 70 | 71 | 74 | 286 | 1,386.00 |
| 72 | Faxon, Brad | 70 | 72 | 69 | 76 | 287 | 1,372.00 |
| T73 | McCallister, Blaine | 69 | 72 | 77 | 70 | 288 | 1,351.00 |
| T73 | McCord, Gary | 70 | 69 | 74 | 75 | 288 | 1,351.00 |
| T75 | Delsing, Jay | 69 | 73 | 71 | 77 | 290 | 1,323.00 |
| T75 | Stewart, Payne | 69 | 70 | 71 | 80 | 290 | 1,323.00 |
| 77 | Grady, Wayne | 74 | 64 | 77 | 76 | 291 | 1,302.00 |
| 78 | Murphy, Bob | 69 | 73 | 74 | 78 | 294 | 1,288.00 |

TOURNAMENT RESULTS

1985 CANON SAMMY DAVIS JR. GREATER HARTFORD OPEN

July 25-28, 1985

\$600,000 Purse

Champion: Phil Blackmar

Sudden Death Playoff

LEADERS:

First Round: Ray Floyd, with a seven-under par 64, led by two over Hubert Green, John Cook, Greg Norman, Ron Streck, Hale Irwin and John Mahaffey.

Second Round: Played over two days due to rain delay, Ray Floyd led at 10-under 132, with second round 68. Steve Pate was one back with second-round 65.

Third Round: Floyd, with a 68, was at 13-under 200, tied with Wayne Grady, who posted a third-round 65.

Cut: 66 players played final 36 holes at one-under 141 or better. 77 players at 142 or better were paid. 11 players paid equal shares of \$1,176.



| | Player | 1R | 2R | 3R | 4R | Total | Money |
|-----|-------------------|----|----|----|----|-------|--------------|
| 1 | Blackmar, Phil | 72 | 67 | 64 | 68 | 271 | \$108,000.00 |
| T2 | Mudd, Jodie | 68 | 67 | 70 | 66 | 271 | 52,800.00 |
| T2 | Pohl, Dan | 68 | 69 | 68 | 66 | 271 | 52,800.00 |
| T4 | Floyd, Raymond | 64 | 68 | 68 | 72 | 272 | 26,400.00 |
| T4 | Grady, Wayne | 70 | 65 | 65 | 72 | 272 | 26,400.00 |
| T6 | Hinkle, Lon | 70 | 66 | 69 | 68 | 273 | 19,425.00 |
| T6 | Jacobsen, Peter | 71 | 69 | 67 | 66 | 273 | 19,425.00 |
| T6 | Magee, Andrew | 72 | 68 | 65 | 68 | 273 | 19,425.00 |
| T6 | Upper, Brett | 71 | 68 | 66 | 68 | 273 | 19,425.00 |
| T10 | Cook, John | 66 | 69 | 72 | 67 | 274 | 14,400.00 |
| T10 | Hoch, Scott | 69 | 71 | 66 | 68 | 274 | 14,400.00 |
| T10 | Rinker, Larry | 69 | 68 | 66 | 71 | 274 | 14,400.00 |
| T10 | Wiebe, Mark | 68 | 71 | 68 | 67 | 274 | 14,400.00 |
| T14 | Eastwood, Bob | 75 | 66 | 69 | 65 | 275 | 10,200.00 |
| T14 | Forsman, Dan | 70 | 70 | 69 | 66 | 275 | 10,200.00 |
| T14 | Morgan, Gil | 69 | 69 | 69 | 68 | 275 | 10,200.00 |
| T14 | O'Meara, Mark | 69 | 70 | 68 | 68 | 275 | 10,200.00 |
| T14 | Renner, Jack | 71 | 68 | 68 | 68 | 275 | 10,200.00 |
| T19 | Green, Hubert | 66 | 71 | 69 | 70 | 276 | 6,771.43 |
| T19 | Inman, Joe | 70 | 69 | 69 | 68 | 276 | 6,771.43 |
| T19 | Lye, Mark | 72 | 66 | 70 | 68 | 276 | 6,771.43 |
| T19 | Mahaffey, John | 66 | 71 | 70 | 69 | 276 | 6,771.42 |
| T19 | Nelford, Jim | 71 | 66 | 70 | 69 | 276 | 6,771.43 |
| T19 | Rose, Clarence | 72 | 69 | 67 | 68 | 276 | 6,771.43 |
| T19 | Zoeller, Fuzzy | 67 | 71 | 68 | 70 | 276 | 6,771.43 |
| T26 | Burns, George | 71 | 66 | 70 | 70 | 277 | 4,620.00 |
| T26 | Levi, Wayne | 68 | 70 | 73 | 66 | 277 | 4,620.00 |
| T26 | Maltbie, Roger | 69 | 70 | 68 | 70 | 277 | 4,620.00 |
| T29 | Kite, Tom | 72 | 68 | 72 | 66 | 278 | 3,652.50 |
| T29 | Lundstrom, David | 72 | 63 | 68 | 75 | 278 | 3,652.50 |
| T29 | Mize, Larry | 71 | 70 | 69 | 68 | 278 | 3,652.50 |
| T29 | Norman, Greg | 66 | 71 | 69 | 72 | 278 | 3,652.50 |
| T29 | Pate, Steve | 68 | 65 | 75 | 70 | 278 | 3,652.50 |
| T29 | Purtzer, Tom | 71 | 70 | 68 | 69 | 278 | 3,652.50 |
| T29 | Regalado, Victor | 67 | 73 | 68 | 70 | 278 | 3,652.50 |
| T29 | Wadkins, Bobby | 67 | 69 | 71 | 71 | 278 | 3,652.50 |
| T37 | Azinger, Paul | 70 | 70 | 71 | 68 | 279 | 2,580.00 |
| T37 | Gardner, Buddy | 69 | 71 | 71 | 68 | 279 | 2,580.00 |
| T37 | Irwin, Hale | 66 | 72 | 71 | 70 | 279 | 2,580.00 |
| T37 | Lohr, Bob | 68 | 70 | 70 | 71 | 279 | 2,580.00 |
| T37 | Pavin, Corey | 74 | 64 | 67 | 74 | 279 | 2,580.00 |
| T37 | Simpson, Tim | 71 | 68 | 69 | 71 | 279 | 2,580.00 |
| T37 | Stewart, Payne | 68 | 71 | 74 | 66 | 279 | 2,580.00 |
| 44 | Thorpe, Jim | 69 | 69 | 69 | 73 | 280 | 2,100.00 |
| T45 | Black, Ronnie | 69 | 70 | 72 | 70 | 281 | 1,756.80 |
| T45 | Faxon, Brad | 72 | 67 | 71 | 71 | 281 | 1,756.80 |
| T45 | Jaeckel, Barry | 69 | 70 | 71 | 71 | 281 | 1,756.80 |
| T45 | Simons, Jim | 71 | 69 | 67 | 74 | 281 | 1,756.80 |
| T45 | Snead, J.C. | 69 | 72 | 70 | 70 | 281 | 1,756.80 |
| T50 | Chen, T.C. | 69 | 69 | 72 | 72 | 282 | 1,461.00 |
| T50 | Edwards, David | 70 | 69 | 70 | 73 | 282 | 1,461.00 |
| T50 | Nichols, Bobby | 73 | 68 | 69 | 72 | 282 | 1,461.00 |
| T50 | Oosterhuis, Peter | 73 | 68 | 67 | 74 | 282 | 1,461.00 |
| T54 | Peete, Calvin | 68 | 72 | 71 | 72 | 283 | 1,386.00 |
| T54 | Trixler, Dennis | 72 | 69 | 70 | 72 | 283 | 1,386.00 |
| T56 | Gilder, Bob | 74 | 65 | 70 | 75 | 284 | 1,362.00 |
| T56 | McGowan, Pat | 72 | 68 | 73 | 71 | 284 | 1,362.00 |
| 58 | Beck, Chip | 70 | 71 | 70 | 74 | 285 | 1,344.00 |
| 59 | Sindelar, Joey | 71 | 68 | 74 | 73 | 286 | 1,332.00 |
| T60 | Bolling, Charles | 72 | 69 | 73 | 73 | 287 | 1,314.00 |
| T60 | Norris, Tim | 70 | 70 | 74 | 73 | 287 | 1,314.00 |
| T62 | Dent, Jim | 70 | 70 | 74 | 74 | 288 | 1,290.00 |
| T62 | Fabel, Brad | 72 | 69 | 75 | 72 | 288 | 1,290.00 |
| T64 | Blackburn, Woody | 68 | 72 | 71 | 79 | 290 | 1,266.00 |
| T64 | Streck, Ron | 66 | 74 | 76 | 74 | 290 | 1,266.00 |
| 66 | Sluman, Jeff | 72 | 68 | 78 | 73 | 291 | 1,248.00 |
| T70 | Barr, Dave | 70 | 72 | 0 | 0 | 142 | 1,176.00 |
| T70 | Buttner, Bill | 71 | 71 | 0 | 0 | 142 | 1,176.00 |
| T70 | Clampett, Bobby | 73 | 69 | 0 | 0 | 142 | 1,176.00 |
| T70 | Cochran, Russ | 70 | 72 | 0 | 0 | 142 | 1,176.00 |
| T70 | Donald, Mike | 71 | 71 | 0 | 0 | 142 | 1,176.00 |
| T70 | Edwards, Danny | 71 | 71 | 0 | 0 | 142 | 1,176.00 |
| T70 | Green, Ken | 69 | 73 | 0 | 0 | 142 | 1,176.00 |
| T70 | McCord, Gary | 70 | 72 | 0 | 0 | 142 | 1,176.00 |
| T70 | Perry, Chris | 72 | 70 | 0 | 0 | 142 | 1,176.00 |
| T70 | Simpson, Scott | 72 | 70 | 0 | 0 | 142 | 1,176.00 |
| T70 | Zokol, Richard | 72 | 70 | 0 | 0 | 142 | 1,176.00 |

TOURNAMENT RESULTS

1984 SAMMY DAVIS JR. GREATER HARTFORD OPEN

July 26-29, 1984

\$400,000 Purse

Champion: Peter Jacobsen

LEADERS:

First Round: Ben Crenshaw and George Burns shot 65, six under, to lead by one over Bill Sander.

Second Round: Mike Nicolette and Peter Jacobsen shared the lead at 136, six under and one ahead of Mark O'Meara and Lance Ten Broek.

Third Round: Jacobsen shot 63 to finish at 14 under par 199, one ahead of O'Meara.

Cut: 79 players at 145, three over par.



| | Player | 1R | 2R | 3R | 4R | Total | Money |
|-----|---------------------|----|----|----|----|-------|-------------|
| 1 | Jacobsen, Peter | 67 | 69 | 63 | 70 | 269 | \$72,000.00 |
| 2 | O'Meara, Mark | 70 | 67 | 63 | 71 | 271 | 43,200.00 |
| T3 | Hallberg, Gary | 70 | 72 | 67 | 64 | 273 | 23,200.00 |
| T3 | Kratzert, Billy | 70 | 68 | 64 | 71 | 273 | 23,200.00 |
| T5 | Burns, George | 65 | 73 | 68 | 70 | 276 | 15,200.00 |
| T5 | Strange, Curtis | 69 | 72 | 69 | 66 | 276 | 15,200.00 |
| T7 | Lye, Mark | 70 | 69 | 68 | 70 | 277 | 12,900.00 |
| T7 | Reid, Mike | 69 | 69 | 70 | 69 | 277 | 12,900.00 |
| T9 | Rodriguez, Chi Chi | 70 | 69 | 69 | 70 | 278 | 11,200.00 |
| T9 | Ten Broeck, Lance | 67 | 70 | 72 | 69 | 278 | 11,200.00 |
| T11 | Blackburn, Woody | 71 | 72 | 68 | 68 | 279 | 8,480.00 |
| T11 | Calfee, Bill | 73 | 70 | 68 | 68 | 279 | 8,480.00 |
| T11 | Haas, Jay | 69 | 72 | 70 | 68 | 279 | 8,480.00 |
| T11 | Nicolette, Mike | 68 | 68 | 72 | 71 | 279 | 8,480.00 |
| T11 | Rinker, Larry | 69 | 72 | 69 | 69 | 279 | 8,480.00 |
| T16 | Clampett, Bobby | 69 | 71 | 67 | 73 | 280 | 6,200.00 |
| T16 | Fought, John | 67 | 74 | 71 | 68 | 280 | 6,200.00 |
| T16 | Green, Hubert | 70 | 71 | 71 | 68 | 280 | 6,200.00 |
| T16 | McGowan, Pat | 72 | 72 | 69 | 67 | 280 | 6,200.00 |
| T20 | Booros, Jim | 68 | 74 | 72 | 67 | 281 | 4,333.33 |
| T20 | Crenshaw, Ben | 65 | 73 | 72 | 71 | 281 | 4,333.33 |
| T20 | Mitchell, Jeff | 70 | 69 | 68 | 74 | 281 | 4,333.34 |
| T20 | Player, Gary | 69 | 74 | 69 | 69 | 281 | 4,333.34 |
| T20 | Simpson, Scott | 73 | 72 | 68 | 68 | 281 | 4,333.33 |
| T20 | Stadler, Craig | 70 | 71 | 70 | 70 | 281 | 4,333.33 |
| T26 | Nelson, Larry | 73 | 70 | 67 | 72 | 282 | 3,140.00 |
| T26 | Rose, Clarence | 69 | 71 | 71 | 71 | 282 | 3,140.00 |
| T28 | Floyd, Raymond | 72 | 70 | 67 | 74 | 283 | 2,720.00 |
| T28 | Hayes, Mark | 69 | 71 | 71 | 72 | 283 | 2,720.00 |
| T28 | Inman, Joe | 70 | 74 | 68 | 71 | 283 | 2,720.00 |
| T28 | Sauers, Gene | 68 | 73 | 73 | 69 | 283 | 2,720.00 |
| T28 | Zokol, Richard | 70 | 74 | 68 | 71 | 283 | 2,720.00 |
| T33 | Adams, John | 70 | 72 | 72 | 70 | 284 | 2,210.00 |
| T33 | Danielian, Lee | 72 | 73 | 70 | 69 | 284 | 2,210.00 |
| T33 | Eastwood, Bob | 71 | 74 | 67 | 72 | 284 | 2,210.00 |
| T33 | Gallagher, Jr., Jim | 71 | 72 | 69 | 72 | 284 | 2,210.00 |
| T37 | Bean, Andy | 68 | 73 | 74 | 70 | 285 | 1,680.00 |
| T37 | Brooks, Mark | 71 | 73 | 70 | 71 | 285 | 1,680.00 |
| T37 | Hammond, Donnie | 70 | 74 | 66 | 75 | 285 | 1,680.00 |
| T37 | Mize, Larry | 69 | 74 | 69 | 73 | 285 | 1,680.00 |
| T37 | Moody, Griff | 67 | 72 | 74 | 72 | 285 | 1,680.00 |
| T37 | Rinker, Lee | 67 | 76 | 71 | 71 | 285 | 1,680.00 |
| T37 | Sindelar, Joey | 71 | 70 | 72 | 72 | 285 | 1,680.00 |
| T37 | Soli, Mick | 70 | 71 | 72 | 72 | 285 | 1,680.00 |
| T45 | Chaffee, Jon | 68 | 75 | 71 | 72 | 286 | 1,083.56 |
| T45 | Curl, Rod | 74 | 71 | 71 | 70 | 286 | 1,083.55 |
| T45 | Edwards, Danny | 73 | 71 | 71 | 71 | 286 | 1,083.55 |
| T45 | Fergus, Keith | 69 | 76 | 70 | 71 | 286 | 1,083.56 |
| T45 | Jenkins, Tom | 71 | 72 | 72 | 71 | 286 | 1,083.56 |
| T45 | Pavin, Corey | 71 | 70 | 70 | 75 | 286 | 1,083.56 |
| T45 | Pfeil, Mark | 73 | 72 | 74 | 67 | 286 | 1,083.56 |
| T45 | Twitty, Howard | 67 | 77 | 74 | 68 | 286 | 1,083.55 |
| T45 | Watkins, Randy | 74 | 71 | 72 | 69 | 286 | 1,083.55 |
| T54 | Beck, Chip | 74 | 71 | 73 | 69 | 287 | 896.00 |
| T54 | Conner, Frank | 70 | 71 | 73 | 73 | 287 | 896.00 |
| T54 | Mudd, Jodie | 71 | 72 | 73 | 71 | 287 | 896.00 |
| T54 | North, Andy | 70 | 73 | 71 | 73 | 287 | 896.00 |
| T54 | Peck, Mike | 73 | 72 | 72 | 70 | 287 | 896.00 |
| T54 | Regalado, Victor | 70 | 75 | 74 | 68 | 287 | 896.00 |
| T54 | Sander, Bill | 66 | 74 | 73 | 74 | 287 | 896.00 |
| T54 | Shearer, Bob | 71 | 74 | 70 | 72 | 287 | 896.00 |
| T54 | Watson, Denis | 69 | 73 | 68 | 77 | 287 | 896.00 |
| T63 | Byrum, Curt | 72 | 73 | 75 | 68 | 288 | 844.00 |
| T63 | Faxon, Brad | 70 | 70 | 73 | 75 | 288 | 844.00 |
| T63 | Ziegler, Larry | 71 | 72 | 71 | 74 | 288 | 844.00 |
| T63 | Hallett, Jim | 73 | 72 | 71 | 72 | 288 | 844.00 |
| T67 | Clements, Lennie | 70 | 74 | 70 | 75 | 289 | 816.00 |
| T67 | Gray, Thomas | 73 | 71 | 73 | 72 | 289 | 816.00 |
| T67 | Maltbie, Roger | 70 | 75 | 70 | 74 | 289 | 816.00 |
| T70 | Bies, Don | 71 | 74 | 71 | 74 | 290 | 792.00 |
| T70 | McCord, Gary | 69 | 72 | 73 | 76 | 290 | 792.00 |
| T70 | Nuckolls, Rod | 70 | 75 | 74 | 71 | 290 | 792.00 |
| T73 | Krueger, Gary | 72 | 72 | 74 | 73 | 291 | 772.00 |
| T73 | Powers, Greg | 69 | 76 | 74 | 72 | 291 | 772.00 |
| 75 | Zoeller, Fuzzy | 72 | 73 | 75 | 72 | 292 | 760.00 |
| T76 | Chen, T.C. | 73 | 72 | 74 | 74 | 293 | 748.00 |
| T76 | Landrum, Ralph | 72 | 72 | 74 | 75 | 293 | 748.00 |
| 78 | Fuhrer, Frank | 71 | 73 | 79 | 71 | 294 | 736.00 |
| 79 | Valentine, Tommy | 70 | 74 | 75 | 77 | 296 | 728.00 |

TOURNAMENT RESULTS

1983 SAMMY DAVIS JR. GREATER HARTFORD OPEN

August 18-21, 1983

\$300,000 Purse

Champion: Curtis Strange

LEADERS:

First Round: Fred Couples, Victor Regalado, Payne Stewart and DeWitt Weaver were tied at seven-under par 64. There were six players tied at 65.

Second Round: Curtis Strange, after a nine-under par 62, was at 11-under par 131. Tom Kite was at 132.

Third Round: Jack Renner birdied the last three holes for a 64 and a 15-under par 198. Bob Murphy, also with a 64, was at 199 and Strange was at 200.

Cut: 71 players at three-under par 159.



| | Player | 1R | 2R | 3R | 4R | Total | Money |
|-----|-------------------|----|----|----|----|-------|-------------|
| 1 | Strange, Curtis | 69 | 62 | 69 | 68 | 268 | \$54,000.00 |
| T2 | Haas, Jay | 69 | 66 | 69 | 65 | 269 | 26,400.00 |
| T2 | Renner, Jack | 66 | 68 | 64 | 71 | 269 | 26,400.00 |
| 4 | Pooley, Don | 70 | 67 | 64 | 69 | 270 | 14,400.00 |
| T5 | Adams, John | 72 | 66 | 65 | 68 | 271 | 10,950.00 |
| T5 | Irwin, Hale | 65 | 68 | 68 | 70 | 271 | 10,950.00 |
| T5 | Jenkins, Tom | 67 | 71 | 67 | 66 | 271 | 10,950.00 |
| 8 | Aoki, Isao | 66 | 67 | 71 | 68 | 272 | 9,300.00 |
| T9 | Caldwell, Rex | 66 | 68 | 70 | 69 | 273 | 7,800.00 |
| T9 | Diehl, Terry | 69 | 69 | 70 | 65 | 273 | 7,800.00 |
| T9 | Edwards, Danny | 68 | 70 | 68 | 67 | 273 | 7,800.00 |
| T9 | Murphy, Bob | 67 | 68 | 64 | 74 | 273 | 7,800.00 |
| T13 | Barr, Dave | 70 | 69 | 68 | 67 | 274 | 5,625.00 |
| T13 | Kite, Tom | 66 | 66 | 72 | 70 | 274 | 5,625.00 |
| T13 | Levi, Wayne | 69 | 70 | 68 | 67 | 274 | 5,625.00 |
| T13 | Simons, Jim | 68 | 66 | 70 | 70 | 274 | 5,625.00 |
| T17 | Bryant, Brad | 65 | 70 | 72 | 68 | 275 | 4,060.00 |
| T17 | Gove, Mike | 71 | 67 | 74 | 63 | 275 | 4,060.00 |
| T17 | Levenson, Gavan | 70 | 66 | 70 | 69 | 275 | 4,060.00 |
| T17 | McNulty, Mark | 69 | 66 | 72 | 68 | 275 | 4,060.00 |
| T17 | Stewart, Ray | 69 | 67 | 69 | 70 | 275 | 4,060.00 |
| T17 | Sutton, Hal | 70 | 69 | 68 | 68 | 275 | 4,060.00 |
| T23 | Clements, Lennie | 66 | 69 | 70 | 71 | 276 | 2,528.57 |
| T23 | Floyd, Raymond | 68 | 71 | 68 | 69 | 276 | 2,528.57 |
| T23 | Fought, John | 68 | 71 | 69 | 68 | 276 | 2,528.58 |
| T23 | Hammond, Donnie | 68 | 68 | 73 | 67 | 276 | 2,528.57 |
| T23 | Hayes, Mark | 68 | 70 | 67 | 71 | 276 | 2,528.57 |
| T23 | McCullough, Mike | 69 | 69 | 69 | 69 | 276 | 2,528.57 |
| T23 | Melnyk, Steve | 65 | 68 | 70 | 73 | 276 | 2,528.57 |
| T30 | Archer, George | 65 | 71 | 73 | 68 | 277 | 1,706.66 |
| T30 | Byrum, Curt | 67 | 67 | 72 | 71 | 277 | 1,706.67 |
| T30 | Conner, Frank | 69 | 69 | 67 | 72 | 277 | 1,706.66 |
| T30 | Couples, Fred | 64 | 72 | 70 | 71 | 277 | 1,706.67 |
| T30 | Murchison, Bill | 67 | 67 | 71 | 72 | 277 | 1,706.67 |
| T30 | Nielsen, Lonnie | 71 | 65 | 72 | 69 | 277 | 1,706.67 |
| T30 | O'Grady, Mac | 66 | 68 | 72 | 71 | 277 | 1,706.66 |
| T30 | Regalado, Victor | 64 | 74 | 67 | 72 | 277 | 1,706.67 |
| T30 | Zoeller, Fuzzy | 67 | 66 | 69 | 75 | 277 | 1,706.67 |
| T39 | Graham, Lou | 71 | 67 | 67 | 73 | 278 | 1,260.00 |
| T39 | Mahaffey, John | 66 | 69 | 72 | 71 | 278 | 1,260.00 |
| T39 | Maltbie, Roger | 72 | 67 | 69 | 70 | 278 | 1,260.00 |
| T39 | Thorpe, Jim | 71 | 68 | 68 | 71 | 278 | 1,260.00 |
| T43 | Beck, Chip | 69 | 70 | 70 | 70 | 279 | 876.60 |
| T43 | Douglass, Dale | 69 | 68 | 71 | 71 | 279 | 876.60 |
| T43 | Green, Hubert | 67 | 69 | 73 | 70 | 279 | 876.60 |
| T43 | Hatalsky, Morris | 65 | 74 | 70 | 70 | 279 | 876.60 |
| T43 | Nakajima, Tommy | 69 | 67 | 73 | 70 | 279 | 876.60 |
| T43 | Roy, Jimmy | 66 | 70 | 74 | 69 | 279 | 876.60 |
| T43 | Snead, J.C. | 68 | 68 | 72 | 71 | 279 | 876.60 |
| T43 | Stewart, Payne | 64 | 69 | 74 | 72 | 279 | 876.60 |
| T43 | Streck, Ron | 72 | 64 | 70 | 73 | 279 | 876.60 |
| T43 | Weibring, D.A. | 70 | 67 | 70 | 72 | 279 | 876.60 |
| T53 | Cadle, George | 71 | 68 | 71 | 70 | 280 | 698.00 |
| T53 | Valentine, Tommy | 67 | 68 | 71 | 74 | 280 | 698.00 |
| T53 | Watson, Denis | 71 | 66 | 74 | 69 | 280 | 698.00 |
| T56 | Eastwood, Bob | 68 | 67 | 76 | 70 | 281 | 678.00 |
| T56 | Ogrin, David | 69 | 70 | 72 | 70 | 281 | 678.00 |
| T56 | Rose, Clarence | 70 | 68 | 72 | 71 | 281 | 678.00 |
| T59 | Fezler, Forrest | 69 | 69 | 74 | 70 | 282 | 660.00 |
| T59 | Inman, Joe | 66 | 70 | 72 | 74 | 282 | 660.00 |
| T59 | Sluman, Jeff | 70 | 67 | 75 | 70 | 282 | 660.00 |
| 62 | Boyd, Bob | 70 | 69 | 71 | 74 | 284 | 648.00 |
| T63 | Cerda, Antonio O. | 69 | 68 | 76 | 72 | 285 | 633.00 |
| T63 | Cudd, Jay | 70 | 69 | 74 | 72 | 285 | 633.00 |
| T63 | Green, Ken | 70 | 69 | 72 | 74 | 285 | 633.00 |
| T63 | Weaver, DeWitt | 64 | 71 | 74 | 76 | 285 | 633.00 |
| 67 | Gardner, Buddy | 69 | 68 | 76 | 73 | 286 | 618.00 |
| T68 | Miller, Lindy | 65 | 73 | 75 | 75 | 288 | 609.00 |
| T68 | Peck, Mike | 70 | 68 | 74 | 76 | 288 | 609.00 |
| 70 | Liebler, Steven | 70 | 68 | 76 | 76 | 290 | 600.00 |

TOURNAMENT RESULTS

1982 SAMMY DAVIS JR. GREATER HARTFORD OPEN

August 12-15, 1982

\$300,000 Purse

Champion: Tim Norris

LEADERS:

First Round: Tim Norris shot an eight-under par 63 and led by one over Bill Britton and Mark Calcavecchia.

Second Round: Norris, with a 64, was at 15-under par 127 and led by three over Raymond Floyd and Gavon Levenson.

Third Round: Norris increased his lead to four strokes over Floyd and Calcavecchia. Norris was at 20-under 193.

Cut: 81 players at three-under par 139.



| | Player | 1R | 2R | 3R | 4R | Total | Money |
|-----|--------------------|----|----|----|----|-------|-------------|
| 1 | Norris, Tim | 63 | 64 | 66 | 66 | 259 | \$54,000.00 |
| T2 | Floyd, Raymond | 65 | 65 | 67 | 68 | 265 | 26,400.00 |
| T2 | Green, Hubert | 66 | 66 | 66 | 67 | 265 | 26,400.00 |
| T4 | Jacobsen, Peter | 65 | 67 | 67 | 67 | 266 | 11,310.00 |
| T4 | Levenson, Gavon | 66 | 64 | 69 | 67 | 266 | 11,310.00 |
| T4 | McNulty, Mark | 66 | 65 | 68 | 67 | 266 | 11,310.00 |
| T4 | Strange, Curtis | 68 | 66 | 69 | 63 | 266 | 11,310.00 |
| T4 | Weibring, D.A. | 66 | 65 | 68 | 67 | 266 | 11,310.00 |
| T9 | Edwards, David | 68 | 64 | 67 | 68 | 267 | 8,400.00 |
| T9 | Quigley, Dana | 70 | 69 | 61 | 67 | 267 | 8,400.00 |
| T11 | Baugh, Beau | 70 | 67 | 66 | 65 | 268 | 6,600.00 |
| T11 | Bean, Andy | 68 | 67 | 67 | 66 | 268 | 6,600.00 |
| T11 | Diehl, Terry | 69 | 69 | 66 | 64 | 268 | 6,600.00 |
| T11 | Rose, Clarence | 70 | 63 | 67 | 68 | 268 | 6,600.00 |
| T15 | Aoki, Isao | 71 | 65 | 66 | 67 | 269 | 5,100.00 |
| T15 | Melnyk, Steve | 67 | 67 | 67 | 68 | 269 | 5,100.00 |
| T15 | Mudd, Jodie | 66 | 66 | 71 | 66 | 269 | 5,100.00 |
| T18 | Britton, Bill | 64 | 68 | 70 | 68 | 270 | 4,050.00 |
| T18 | Jaeckel, Barry | 67 | 69 | 64 | 70 | 270 | 4,050.00 |
| T18 | O'Meara, Mark | 70 | 68 | 63 | 69 | 270 | 4,050.00 |
| T18 | Twitty, Howard | 68 | 67 | 67 | 68 | 270 | 4,050.00 |
| T22 | Calcavecchia, Mark | 64 | 68 | 65 | 74 | 271 | 2,785.00 |
| T22 | Clements, Lennie | 71 | 68 | 63 | 69 | 271 | 2,785.00 |
| T22 | Gray, Thomas | 66 | 67 | 68 | 70 | 271 | 2,785.00 |
| T22 | Maltbie, Roger | 67 | 67 | 68 | 69 | 271 | 2,785.00 |
| T22 | Renner, Jack | 69 | 70 | 64 | 68 | 271 | 2,785.00 |
| T22 | Simons, Jim | 69 | 67 | 67 | 68 | 271 | 2,785.00 |
| T28 | Byman, Bob | 70 | 68 | 68 | 66 | 272 | 1,791.82 |
| T28 | Caldwell, Rex | 66 | 66 | 68 | 72 | 272 | 1,791.81 |
| T28 | Calfee, Bill | 71 | 68 | 66 | 67 | 272 | 1,791.82 |
| T28 | Curl, Rod | 67 | 68 | 70 | 67 | 272 | 1,791.82 |
| T28 | Eastwood, Bob | 68 | 66 | 65 | 73 | 272 | 1,791.81 |
| T28 | Mitchell, Jeff | 70 | 67 | 68 | 67 | 272 | 1,791.82 |
| T28 | Mize, Larry | 71 | 66 | 67 | 68 | 272 | 1,791.82 |
| T28 | Nelson, Larry | 70 | 69 | 65 | 68 | 272 | 1,791.82 |
| T28 | Pfeil, Mark | 65 | 72 | 66 | 69 | 272 | 1,791.82 |
| T28 | Pooley, Don | 68 | 70 | 68 | 66 | 272 | 1,791.82 |
| T28 | Soli, Mick | 66 | 67 | 68 | 71 | 272 | 1,791.82 |
| T39 | Adams, John | 66 | 66 | 72 | 69 | 273 | 1,230.00 |
| T39 | Arthur, Perry | 70 | 68 | 66 | 69 | 273 | 1,230.00 |
| T39 | Dent, Jim | 67 | 69 | 66 | 71 | 273 | 1,230.00 |
| T39 | Snead, J.C. | 70 | 68 | 67 | 68 | 273 | 1,230.00 |
| T39 | Zokol, Richard | 67 | 67 | 68 | 71 | 273 | 1,230.00 |
| T44 | Cudd, Jay | 69 | 68 | 66 | 71 | 274 | 990.00 |
| T44 | Donald, Mike | 71 | 67 | 68 | 68 | 274 | 990.00 |
| T44 | Nicolette, Mike | 69 | 70 | 67 | 68 | 274 | 990.00 |
| T47 | Archer, George | 67 | 69 | 69 | 70 | 275 | 770.57 |
| T47 | Booros, Jim | 69 | 66 | 68 | 72 | 275 | 770.57 |
| T47 | Graham, David | 68 | 65 | 68 | 74 | 275 | 770.57 |
| T47 | Lindsey, Pat | 66 | 68 | 71 | 70 | 275 | 770.57 |
| T47 | Nielsen, Lonnie | 68 | 69 | 69 | 69 | 275 | 770.57 |
| T47 | Simpson, Scott | 66 | 72 | 71 | 66 | 275 | 770.58 |
| T47 | Simpson, Tim | 70 | 68 | 67 | 70 | 275 | 770.57 |
| T54 | Barr, Jr., Ray | 69 | 70 | 70 | 67 | 276 | 681.00 |
| T54 | Burns, George | 69 | 68 | 66 | 73 | 276 | 681.00 |
| T54 | Elder, Lee | 69 | 69 | 70 | 68 | 276 | 681.00 |
| T54 | Haas, Jay | 68 | 67 | 70 | 71 | 276 | 681.00 |
| T54 | Newton, Jack | 71 | 68 | 65 | 72 | 276 | 681.00 |
| T54 | Powers, Greg | 67 | 68 | 73 | 68 | 276 | 681.00 |
| T60 | Black, Ronnie | 68 | 71 | 69 | 69 | 277 | 657.00 |
| T60 | Thompson, Robert | 70 | 67 | 70 | 70 | 277 | 657.00 |
| T62 | Beck, Chip | 70 | 68 | 70 | 70 | 278 | 645.00 |
| T62 | Cook, John | 69 | 70 | 68 | 71 | 278 | 645.00 |
| T64 | Bies, Don | 68 | 69 | 68 | 74 | 279 | 627.00 |
| T64 | Liebler, Steven | 67 | 69 | 73 | 70 | 279 | 627.00 |
| T64 | Pohl, Dan | 70 | 68 | 70 | 71 | 279 | 627.00 |
| T64 | Watkins, Scott | 69 | 68 | 69 | 73 | 279 | 627.00 |
| T68 | Hancock, Phillip | 71 | 68 | 70 | 71 | 280 | 609.00 |
| T68 | Krenkel, Charlie | 69 | 70 | 70 | 71 | 280 | 609.00 |
| T70 | Cadle, George | 66 | 73 | 68 | 74 | 281 | 588.00 |
| T70 | Lott, Lyn | 67 | 70 | 75 | 69 | 281 | 588.00 |
| T70 | Miller, Allen | 68 | 71 | 69 | 73 | 281 | 588.00 |
| T70 | Nichols, Bobby | 67 | 72 | 73 | 69 | 281 | 588.00 |
| T70 | Regalado, Victor | 67 | 67 | 72 | 75 | 281 | 588.00 |
| 75 | Nuckolls, Rod | 69 | 70 | 73 | 70 | 282 | 570.00 |
| T76 | Chain, Tom | 66 | 71 | 75 | 71 | 283 | 558.00 |
| T76 | Graham, Tim | 69 | 68 | 71 | 75 | 283 | 558.00 |
| T76 | Mazza, John | 69 | 68 | 75 | 71 | 283 | 558.00 |
| 79 | Conner, Frank | 68 | 69 | 72 | 78 | 287 | 546.00 |
| 80 | Hallberg, Gary | 67 | 71 | 74 | 78 | 290 | 540.00 |

TOURNAMENT RESULTS

1981 SAMMY DAVIS JR. GREATER HARTFORD OPEN

August 13-16, 1981

\$300,000 Purse

Champion: Hubert Green

LEADERS:

First Round: Lon Nielsen shot an eight-under par 63 and led by two over Jay Haas, Phil Hancock, Bill Kratzert and Roger Maltbie.

Second Round: Nielsen added a 66 for a 13-under 129 and led by one over Kratzert, Mark Lye and Mark O'Meara.

Third Round: Maltbie moved in front with a 64 for a 197 total. Kratzert, Curtis Strange and Fred Couples were two back.

Cut: 91 players at three-under par 139.



| | Player | 1R | 2R | 3R | 4R | Total | Money |
|-----|--------------------|----|----|----|----|-------|-------------|
| 1 | Green, Hubert | 68 | 65 | 67 | 64 | 264 | \$54,000.00 |
| T2 | Clampett, Bobby | 67 | 65 | 69 | 64 | 265 | 22,400.00 |
| T2 | Couples, Fred | 67 | 69 | 63 | 66 | 265 | 22,400.00 |
| T2 | Maltbie, Roger | 65 | 68 | 64 | 68 | 265 | 22,400.00 |
| 5 | Simpson, Tim | 66 | 68 | 67 | 65 | 266 | 12,000.00 |
| T6 | Renner, Jack | 68 | 65 | 67 | 67 | 267 | 10,425.00 |
| T6 | Strange, Curtis | 68 | 66 | 65 | 68 | 267 | 10,425.00 |
| T8 | Archer, George | 72 | 67 | 65 | 64 | 268 | 8,400.00 |
| T8 | Haas, Jay | 65 | 68 | 68 | 67 | 268 | 8,400.00 |
| T8 | Mozza, John | 66 | 67 | 70 | 65 | 268 | 8,400.00 |
| T8 | Powers, Greg | 69 | 69 | 64 | 66 | 268 | 8,400.00 |
| T12 | Diehl, Terry | 67 | 70 | 67 | 65 | 269 | 6,300.00 |
| T12 | Hinkle, Lon | 67 | 69 | 64 | 69 | 269 | 6,300.00 |
| T12 | Pfeil, Mark | 67 | 69 | 69 | 64 | 269 | 6,300.00 |
| T15 | Cadle, George | 67 | 68 | 65 | 70 | 270 | 4,357.50 |
| T15 | Elder, Lee | 68 | 68 | 67 | 67 | 270 | 4,357.50 |
| T15 | Lott, Lyn | 67 | 65 | 72 | 66 | 270 | 4,357.50 |
| T15 | Morley, Mike | 66 | 67 | 69 | 68 | 270 | 4,357.50 |
| T15 | Murphy, Bob | 68 | 66 | 70 | 66 | 270 | 4,357.50 |
| T15 | O'Meara, Mark | 68 | 62 | 70 | 70 | 270 | 4,357.50 |
| T15 | Snead, J.C. | 68 | 65 | 68 | 69 | 270 | 4,357.50 |
| T15 | Thorpe, Jim | 67 | 67 | 71 | 65 | 270 | 4,357.50 |
| T23 | Jenkins, Tom | 69 | 69 | 66 | 67 | 271 | 2,595.00 |
| T23 | Levi, Wayne | 69 | 66 | 69 | 67 | 271 | 2,595.00 |
| T23 | Lye, Mark | 66 | 64 | 70 | 71 | 271 | 2,595.00 |
| T23 | Nielsen, Lonnie | 63 | 66 | 71 | 71 | 271 | 2,595.00 |
| T23 | Quigley, Dana | 66 | 72 | 65 | 68 | 271 | 2,595.00 |
| T23 | Zoeller, Fuzzy | 68 | 64 | 69 | 70 | 271 | 2,595.00 |
| T29 | Blackburn, Woody | 70 | 67 | 69 | 66 | 272 | 1,826.25 |
| T29 | Britton, Bill | 66 | 67 | 71 | 68 | 272 | 1,826.25 |
| T29 | Inman, Joe | 70 | 66 | 69 | 67 | 272 | 1,826.25 |
| T29 | Rodriguez, Chi Chi | 68 | 70 | 67 | 67 | 272 | 1,826.25 |
| T29 | Simpson, Scott | 66 | 67 | 70 | 69 | 272 | 1,826.25 |
| T29 | Stadler, Craig | 71 | 68 | 64 | 69 | 272 | 1,826.25 |
| T29 | Stockton, Dave | 66 | 68 | 70 | 68 | 272 | 1,826.25 |
| T29 | Valentine, Tommy | 70 | 68 | 66 | 68 | 272 | 1,826.25 |
| T37 | Baird, Butch | 67 | 69 | 72 | 65 | 273 | 1,200.00 |
| T37 | Barber, Jim | 67 | 66 | 68 | 72 | 273 | 1,200.00 |
| T37 | Beck, Chip | 71 | 67 | 67 | 68 | 273 | 1,200.00 |
| T37 | Caldwell, Rex | 66 | 69 | 69 | 69 | 273 | 1,200.00 |
| T37 | Conner, Frank | 70 | 64 | 71 | 68 | 273 | 1,200.00 |
| T37 | Hatalsky, Morris | 72 | 64 | 69 | 68 | 273 | 1,200.00 |
| T37 | Kratzert, Billy | 65 | 65 | 69 | 74 | 273 | 1,200.00 |
| T37 | Simons, Jim | 72 | 67 | 67 | 67 | 273 | 1,200.00 |
| T37 | Soli, Mick | 67 | 70 | 68 | 68 | 273 | 1,200.00 |
| T37 | Wadkins, Bobby | 69 | 66 | 71 | 67 | 273 | 1,200.00 |
| T47 | Aaron, Tommy | 70 | 68 | 67 | 69 | 274 | 807.00 |
| T47 | Curl, Rod | 69 | 65 | 71 | 69 | 274 | 807.00 |
| T47 | Nelford, Jim | 68 | 65 | 72 | 69 | 274 | 807.00 |
| T47 | Nuckolls, Rod | 68 | 68 | 70 | 68 | 274 | 807.00 |
| T51 | Jones, Grier | 71 | 68 | 71 | 65 | 275 | 715.50 |
| T51 | Lundstrom, David | 68 | 68 | 67 | 72 | 275 | 715.50 |
| T51 | Stewart, Payne | 71 | 68 | 67 | 69 | 275 | 715.50 |
| T51 | Twitty, Howard | 68 | 68 | 67 | 72 | 275 | 715.50 |
| T55 | Eastwood, Bob | 67 | 68 | 70 | 71 | 276 | 666.00 |
| T55 | Fergus, Keith | 70 | 69 | 66 | 71 | 276 | 666.00 |
| T55 | Gardner, Buddy | 68 | 70 | 68 | 70 | 276 | 666.00 |
| T55 | Hager, Joe | 71 | 68 | 66 | 71 | 276 | 666.00 |
| T55 | Hancock, Phillip | 65 | 71 | 70 | 70 | 276 | 666.00 |
| T55 | Heafner, Vance | 69 | 70 | 69 | 68 | 276 | 666.00 |
| T55 | Jackson, John | 70 | 69 | 70 | 67 | 276 | 666.00 |
| T55 | Massengale, Rik | 69 | 68 | 70 | 69 | 276 | 666.00 |
| T55 | Streck, Ron | 72 | 67 | 67 | 70 | 276 | 666.00 |
| T64 | Colfee, Bill | 70 | 67 | 70 | 70 | 277 | 630.00 |
| T64 | Heath, Skeeter | 72 | 66 | 70 | 69 | 277 | 630.00 |
| T64 | Dalziel, Doug | 69 | 68 | 68 | 72 | 277 | 630.00 |
| T67 | Ford, Doug | 70 | 69 | 68 | 71 | 278 | 609.00 |
| T67 | McCullough, Mike | 68 | 69 | 72 | 69 | 278 | 609.00 |
| T67 | Peete, Calvin | 70 | 69 | 69 | 70 | 278 | 609.00 |
| T67 | Shaw, Tom | 69 | 70 | 68 | 71 | 278 | 609.00 |
| T71 | Altgelt, Stanton | 69 | 68 | 74 | 68 | 279 | 588.00 |
| T71 | Newton, Jack | 70 | 69 | 66 | 74 | 279 | 588.00 |
| T71 | Nichols, Bobby | 71 | 66 | 71 | 71 | 279 | 588.00 |
| T74 | Beard, Frank | 67 | 68 | 74 | 71 | 280 | 561.00 |
| T74 | Levin, Don | 71 | 65 | 72 | 72 | 280 | 561.00 |
| T74 | Mitchell, Jeff | 67 | 71 | 68 | 74 | 280 | 561.00 |
| T74 | Norris, Tim | 68 | 69 | 72 | 71 | 280 | 561.00 |
| T74 | Rinker, Larry | 68 | 68 | 72 | 72 | 280 | 561.00 |
| T74 | Watson, Denis | 69 | 70 | 70 | 71 | 280 | 561.00 |
| T80 | Colbert, Jim | 70 | 69 | 71 | 71 | 281 | 522.00 |
| T80 | Dent, Jim | 68 | 71 | 72 | 70 | 281 | 522.00 |
| T80 | Henry, Bunky | 70 | 69 | 72 | 70 | 281 | 522.00 |
| T80 | Jaekel, Barry | 69 | 70 | 70 | 72 | 281 | 522.00 |
| T80 | Melnik, Steve | 69 | 70 | 68 | 74 | 281 | 522.00 |
| T80 | Sifford, Curtis | 72 | 65 | 72 | 72 | 281 | 522.00 |
| T80 | Thore, David | 70 | 68 | 72 | 71 | 281 | 522.00 |
| T87 | Gove, Mike | 69 | 69 | 70 | 74 | 282 | 498.00 |
| T88 | Loeffler, Bill | 72 | 67 | 69 | 75 | 283 | 486.00 |
| T88 | Lyford, Keith | 70 | 69 | 72 | 72 | 283 | 486.00 |
| T88 | Proben, Bob | 67 | 70 | 74 | 72 | 283 | 486.00 |
| 91 | Bies, Don | 70 | 69 | 71 | 74 | 284 | 474.00 |

TOURNAMENT RESULTS

1980 SAMMY DAVIS JR. GREATER HARTFORD OPEN

July 24-17, 1980

\$300,000 Purse

Champion: Howard Twitty

Sudden Death Playoff



LEADERS:

First Round: Jim Simons shot a 9-under par 62 to lead by two shots over Jamie Gonzales and by three over Jim Thorpe, George Cadle, Lee Trevino and Skip Dunaway.

Second Round: Simons, with a 70, still led by one with a 36-hole total of 10-under 132. Tied for second at 133 were John Fought, Bob Murphy, Calvin Peete, and Lee Trevino.

Third Round: Howard Twitty, with a 63, took a two-shot lead over Simons. Twitty was at 16-under 197, Simons at 14-under 199.

Cut: 71 players at 2-under par 140.

| | Player | 1R | 2R | 3R | 4R | Total | Money |
|-----|-------------------|----|----|----|----|-------|-------------|
| 1 | Twitty, Howard | 68 | 66 | 63 | 69 | 266 | \$54,000.00 |
| 2 | Simons, Jim | 62 | 70 | 67 | 67 | 266 | 32,400.00 |
| 3 | Haas, Jay | 68 | 70 | 66 | 65 | 269 | 20,400.00 |
| 4 | Miller, Lindy | 67 | 67 | 66 | 70 | 270 | 14,400.00 |
| T5 | Baird, Butch | 69 | 68 | 67 | 67 | 271 | 10,170.00 |
| T5 | Fought, John | 67 | 66 | 68 | 70 | 271 | 10,170.00 |
| T5 | Gonzalez, Jaime | 64 | 70 | 67 | 70 | 271 | 10,170.00 |
| T5 | Hallberg, Gary | 68 | 70 | 63 | 70 | 271 | 10,170.00 |
| T5 | Trevino, Lee | 65 | 68 | 68 | 70 | 271 | 10,170.00 |
| T10 | Strange, Curtis | 70 | 66 | 67 | 69 | 272 | 7,200.00 |
| T10 | Thompson, Leonard | 68 | 68 | 69 | 67 | 272 | 7,200.00 |
| T10 | Thorpe, Jim | 65 | 72 | 67 | 68 | 272 | 7,200.00 |
| T10 | Hollifield, Tony | 69 | 67 | 70 | 66 | 272 | 7,200.00 |
| T14 | Green, Hubert | 72 | 67 | 65 | 69 | 273 | 5,400.00 |
| T14 | Jaeckel, Barry | 70 | 68 | 67 | 68 | 273 | 5,400.00 |
| T14 | Nichols, Bobby | 73 | 64 | 64 | 72 | 273 | 5,400.00 |
| T17 | Cadle, George | 65 | 69 | 68 | 72 | 274 | 4,060.00 |
| T17 | Cerda, Antonio O. | 69 | 66 | 66 | 73 | 274 | 4,060.00 |
| T17 | Fergus, Keith | 70 | 69 | 65 | 70 | 274 | 4,060.00 |
| T17 | Murphy, Bob | 67 | 66 | 73 | 68 | 274 | 4,060.00 |
| T17 | Stockton, Dave | 71 | 66 | 70 | 67 | 274 | 4,060.00 |
| T17 | Zoeller, Fuzzy | 68 | 69 | 67 | 70 | 274 | 4,060.00 |
| T23 | Caldwell, Rex | 69 | 67 | 68 | 71 | 275 | 2,528.57 |
| T23 | Curl, Rod | 67 | 69 | 68 | 71 | 275 | 2,528.57 |
| T23 | Douglass, Bruce | 74 | 66 | 63 | 72 | 275 | 2,528.57 |
| T23 | Miller, Allen | 69 | 70 | 69 | 67 | 275 | 2,528.58 |
| T23 | Peete, Calvin | 66 | 67 | 70 | 72 | 275 | 2,528.57 |
| T23 | Powers, Greg | 68 | 69 | 65 | 73 | 275 | 2,528.57 |
| T23 | Rohde, Mark | 68 | 70 | 66 | 71 | 275 | 2,528.57 |
| T30 | Clampett, Bobby | 67 | 67 | 71 | 71 | 276 | 1,863.00 |
| T30 | Cook, John | 68 | 67 | 69 | 72 | 276 | 1,863.00 |
| T30 | Eastwood, Bob | 68 | 71 | 67 | 70 | 276 | 1,863.00 |
| T30 | Levi, Wayne | 67 | 69 | 67 | 73 | 276 | 1,863.00 |
| T30 | Snead, J.C. | 70 | 68 | 67 | 71 | 276 | 1,863.00 |
| T35 | Diehl, Terry | 70 | 70 | 71 | 66 | 277 | 1,511.25 |
| T35 | Hancock, Phillip | 70 | 68 | 66 | 73 | 277 | 1,511.25 |
| T35 | Regalado, Victor | 71 | 69 | 69 | 68 | 277 | 1,511.25 |
| T35 | Dunaway, Skip | 65 | 73 | 66 | 73 | 277 | 1,511.25 |
| T39 | Barber, Miller | 72 | 65 | 71 | 70 | 278 | 1,170.00 |
| T39 | Brannon, Michael | 70 | 67 | 71 | 70 | 278 | 1,170.00 |
| T39 | Conner, Frank | 69 | 71 | 71 | 67 | 278 | 1,170.00 |
| T39 | Douglass, Dale | 71 | 67 | 69 | 71 | 278 | 1,170.00 |
| T39 | Heard, Jerry | 73 | 67 | 69 | 69 | 278 | 1,170.00 |
| T39 | Loeffler, Bill | 71 | 69 | 69 | 69 | 278 | 1,170.00 |
| T39 | Watkins, Scott | 70 | 67 | 68 | 73 | 278 | 1,170.00 |
| T46 | Chaffee, Jon | 69 | 67 | 67 | 76 | 279 | 790.50 |
| T46 | Gardner, Buddy | 67 | 71 | 67 | 74 | 279 | 790.50 |
| T46 | Gove, Mike | 71 | 67 | 71 | 70 | 279 | 790.50 |
| T46 | Lott, Lyn | 68 | 71 | 70 | 70 | 279 | 790.50 |
| T46 | McGee, Jerry | 69 | 70 | 71 | 69 | 279 | 790.50 |
| T46 | McNickle, Artie | 67 | 72 | 68 | 72 | 279 | 790.50 |
| T46 | Thore, David | 69 | 69 | 72 | 69 | 279 | 790.50 |
| T46 | Milanovich, Ron | 70 | 69 | 67 | 73 | 279 | 790.50 |
| T54 | Renner, Jack | 71 | 69 | 67 | 73 | 280 | 690.00 |
| T54 | Soli, Mick | 68 | 69 | 71 | 72 | 280 | 690.00 |
| T54 | Funseth, Rod | 72 | 67 | 70 | 71 | 280 | 690.00 |
| T57 | Eger, David | 72 | 67 | 70 | 72 | 281 | 663.00 |
| T57 | Floyd, Raymond | 72 | 67 | 71 | 71 | 281 | 663.00 |
| T57 | Heath, Skeeter | 68 | 72 | 69 | 72 | 281 | 663.00 |
| T57 | Quigley, Dana | 69 | 69 | 70 | 73 | 281 | 663.00 |
| T57 | Walzel, Bobby | 70 | 69 | 66 | 76 | 281 | 663.00 |
| T57 | Lee, Stan | 70 | 68 | 72 | 71 | 281 | 663.00 |
| 63 | McConachie, Jack | 71 | 66 | 72 | 73 | 282 | 642.00 |
| T64 | Jones, Tom | 73 | 67 | 73 | 70 | 283 | 633.00 |
| T64 | Hamilton, Gar | 71 | 68 | 72 | 72 | 283 | 633.00 |
| 66 | Ten Broeck, Lance | 68 | 71 | 73 | 72 | 284 | 624.00 |
| T67 | Black, Doug | 67 | 71 | 77 | 71 | 286 | 615.00 |
| T67 | Hatalsky, Morris | 69 | 69 | 70 | 78 | 286 | 615.00 |
| 69 | Murchison, Bill | 70 | 68 | 74 | 75 | 287 | 606.00 |
| 70 | Melnyk, Steve | 68 | 70 | 75 | 78 | 291 | 600.00 |
| 71 | Altgelt, Stanton | 68 | 70 | 77 | 78 | 293 | 594.00 |

TOURNAMENT RESULTS

1979 SAMMY DAVIS JR. GREATER HARTFORD OPEN

August 9-12, 1979

\$300,000 Purse

Champion: Jerry McGee

LEADERS:

First Round: George Cadle with a nine-under 62 led by three over J.C. Snead and Jay Haas.

Second Round: Snead moved into a one-stroke lead with a 66 for 11-under 131. Mark Hayes was at 132.

Third Round: Cadle and Jack Renner, each with a 66, were at 12-under 201. Snead and Jerry McGee were at 202.

Cut: 78 players at even-par 142. There were 68 players at 141.



| | Player | 1R | 2R | 3R | 4R | Total | Money |
|-----|--------------------|----|----|----|----|-------|-------------|
| 1 | McGee, Jerry | 68 | 67 | 67 | 65 | 267 | \$54,000.00 |
| 2 | Renner, Jack | 68 | 67 | 66 | 67 | 268 | 32,400.00 |
| T3 | Cadle, George | 62 | 73 | 66 | 69 | 270 | 17,400.00 |
| T3 | Strange, Curtis | 70 | 66 | 69 | 65 | 270 | 17,400.00 |
| T5 | Graham, Lou | 69 | 69 | 67 | 66 | 271 | 10,950.00 |
| T5 | Hayes, Mark | 66 | 66 | 73 | 66 | 271 | 10,950.00 |
| T5 | Snead, J.C. | 65 | 66 | 71 | 69 | 271 | 10,950.00 |
| T8 | Brannan, Michael | 67 | 67 | 70 | 68 | 272 | 9,000.00 |
| T8 | Green, Hubert | 67 | 71 | 68 | 66 | 272 | 9,000.00 |
| T10 | Eichelberger, Dave | 69 | 71 | 67 | 66 | 273 | 7,200.00 |
| T10 | Floyd, Raymond | 70 | 69 | 67 | 67 | 273 | 7,200.00 |
| T10 | Oosterhuis, Peter | 67 | 68 | 69 | 69 | 273 | 7,200.00 |
| T10 | Regalado, Victor | 69 | 70 | 67 | 67 | 273 | 7,200.00 |
| T14 | Fergus, Keith | 66 | 69 | 71 | 68 | 274 | 5,250.00 |
| T14 | Fought, John | 68 | 67 | 69 | 70 | 274 | 5,250.00 |
| T14 | Inman, Joe | 67 | 68 | 68 | 71 | 274 | 5,250.00 |
| T14 | Murphy, Bob | 68 | 68 | 72 | 66 | 274 | 5,250.00 |
| T18 | Bies, Don | 70 | 70 | 69 | 66 | 275 | 4,350.00 |
| T18 | Hatalsky, Morris | 73 | 67 | 66 | 69 | 275 | 4,350.00 |
| T20 | Curl, Rod | 67 | 69 | 69 | 71 | 276 | 3,026.25 |
| T20 | Elder, Lee | 69 | 71 | 68 | 68 | 276 | 3,026.25 |
| T20 | McGowan, Pat | 66 | 71 | 71 | 68 | 276 | 3,026.25 |
| T20 | Purtzer, Tom | 70 | 69 | 68 | 69 | 276 | 3,026.25 |
| T20 | Stadler, Craig | 68 | 68 | 70 | 70 | 276 | 3,026.25 |
| T20 | Tapie, Alan | 67 | 72 | 69 | 68 | 276 | 3,026.25 |
| T20 | Weibring, D.A. | 68 | 73 | 70 | 65 | 276 | 3,026.25 |
| T20 | Zarley, Kermit | 71 | 69 | 68 | 68 | 276 | 3,026.25 |
| T28 | Baird, Butch | 69 | 70 | 68 | 70 | 277 | 2,085.00 |
| T28 | Barr, Dave | 68 | 71 | 72 | 66 | 277 | 2,085.00 |
| T28 | Fiori, Ed | 69 | 71 | 68 | 69 | 277 | 2,085.00 |
| T28 | Streck, Ron | 70 | 70 | 70 | 67 | 277 | 2,085.00 |
| T32 | Edwards, Danny | 68 | 71 | 70 | 69 | 278 | 1,775.00 |
| T32 | McCullough, Mike | 70 | 70 | 67 | 71 | 278 | 1,775.00 |
| T32 | Thompson, Leonard | 69 | 69 | 71 | 69 | 278 | 1,775.00 |
| T35 | Archer, George | 70 | 69 | 70 | 70 | 279 | 1,511.25 |
| T35 | Dent, Jim | 68 | 70 | 65 | 76 | 279 | 1,511.25 |
| T35 | Fezler, Forrest | 68 | 69 | 72 | 70 | 279 | 1,511.25 |
| T35 | Haas, Jay | 65 | 71 | 73 | 70 | 279 | 1,511.25 |
| T39 | Aaron, Tommy | 68 | 68 | 72 | 72 | 280 | 1,140.00 |
| T39 | Jacobsen, Peter | 71 | 69 | 71 | 69 | 280 | 1,140.00 |
| T39 | Miller, Allen | 70 | 69 | 70 | 71 | 280 | 1,140.00 |
| T39 | Paschal, Jim | 72 | 69 | 70 | 69 | 280 | 1,140.00 |
| T39 | Simpson, Tim | 69 | 71 | 72 | 68 | 280 | 1,140.00 |
| T39 | Thore, David | 70 | 71 | 70 | 69 | 280 | 1,140.00 |
| T39 | Funseth, Rod | 69 | 70 | 72 | 69 | 280 | 1,140.00 |
| T39 | Straub, Austin | 70 | 68 | 74 | 68 | 280 | 1,140.00 |
| T47 | Eastwood, Bob | 68 | 69 | 73 | 71 | 281 | 761.25 |
| T47 | Hancock, Phillip | 67 | 73 | 69 | 72 | 281 | 761.25 |
| T47 | Marti, Fred | 69 | 71 | 69 | 72 | 281 | 761.25 |
| T47 | Nichols, Bobby | 71 | 70 | 70 | 70 | 281 | 761.25 |
| T47 | Sander, Bill | 73 | 68 | 73 | 67 | 281 | 761.25 |
| T47 | Simons, Jim | 69 | 71 | 74 | 67 | 281 | 761.25 |
| T47 | Simpson, Scott | 68 | 72 | 71 | 70 | 281 | 761.25 |
| T47 | Zoeller, Fuzzy | 70 | 66 | 76 | 69 | 281 | 761.25 |
| T55 | Hager, Joe | 68 | 72 | 72 | 70 | 282 | 684.00 |
| T55 | Twitty, Howard | 70 | 71 | 71 | 70 | 282 | 684.00 |
| T55 | Lee, Stan | 68 | 72 | 70 | 72 | 282 | 684.00 |
| T58 | Diehl, Terry | 73 | 68 | 73 | 69 | 283 | 663.00 |
| T58 | Gilbert, Gibby | 67 | 73 | 73 | 70 | 283 | 663.00 |
| T58 | Powers, Greg | 69 | 72 | 73 | 69 | 283 | 663.00 |
| T58 | Reid, Mike | 72 | 68 | 73 | 70 | 283 | 663.00 |
| T62 | Nelson, Larry | 69 | 71 | 72 | 72 | 284 | 645.00 |
| T62 | Sullivan, Mike | 73 | 68 | 74 | 69 | 284 | 645.00 |
| T64 | Cerda, Antonio O. | 72 | 68 | 70 | 75 | 285 | 627.00 |
| T64 | McCord, Gary | 67 | 74 | 73 | 71 | 285 | 627.00 |
| T64 | Spradlin, Jack | 68 | 72 | 71 | 74 | 285 | 627.00 |
| T64 | Webb, Larry | 69 | 72 | 74 | 70 | 285 | 627.00 |
| T68 | Nelford, Jim | 69 | 70 | 72 | 75 | 286 | 612.00 |
| T69 | Boros, Julius | 70 | 72 | 0 | 0 | 142 | 579.00 |
| T69 | Byman, Bob | 72 | 70 | 0 | 0 | 142 | 579.00 |
| T69 | Colbert, Jim | 70 | 72 | 0 | 0 | 142 | 579.00 |
| T69 | Geiberger, Al | 70 | 72 | 0 | 0 | 142 | 579.00 |
| T69 | Joeckel, Barry | 71 | 71 | 0 | 0 | 142 | 579.00 |
| T69 | Levi, Wayne | 70 | 72 | 0 | 0 | 142 | 579.00 |
| T69 | Little, Gene | 70 | 72 | 0 | 0 | 142 | 579.00 |
| T69 | McNickle, Artie | 71 | 71 | 0 | 0 | 142 | 579.00 |
| T69 | Sabo, Ed | 71 | 71 | 0 | 0 | 142 | 579.00 |
| T69 | Wall, Art | 71 | 71 | 0 | 0 | 142 | 579.00 |

TOURNAMENT RESULTS

1978 SAMMY DAVIS JR. GREATER HARTFORD OPEN

July 27-300, 1978

\$210,000 Purse

Champion: Rod Funseth

LEADERS:

First Round: Phil Hancock and Larry Nelson turned in seven-under 64's to lead by one over Rod Funseth, Artie McNickle and Jim Colbert.

Second Round: Hancock, with another 64 for a 14-under 128 (new tournament record), led by two over Mark Hayes.

Third Round: Howard Twitty moved into a tie with Hancock at 14-under 199. Funseth was at 200.

Cut: 78 players at two-under 140.



| | Player | 1R | 2R | 3R | 4R | Total | Money |
|-----|-------------------|----|----|----|----|-------|-------------|
| 1 | Funseth, Rod | 65 | 67 | 68 | 64 | 264 | \$42,000.00 |
| T2 | Douglass, Dale | 66 | 69 | 67 | 66 | 268 | 16,240.00 |
| T2 | Elder, Lee | 67 | 68 | 66 | 67 | 268 | 16,240.00 |
| T2 | Kratzert, Billy | 66 | 67 | 69 | 66 | 268 | 1,6240.00 |
| T5 | Caldwell, Rex | 66 | 66 | 70 | 68 | 270 | 8,085.00 |
| T5 | Twitty, Howard | 70 | 63 | 66 | 71 | 270 | 8,085.00 |
| T7 | Inman, Joe | 69 | 62 | 73 | 67 | 271 | 6,457.50 |
| T7 | Morgan, Gil | 66 | 67 | 69 | 69 | 271 | 6,457.50 |
| T9 | Curl, Rod | 69 | 70 | 65 | 68 | 272 | 4,357.50 |
| T9 | Eastwood, Bob | 68 | 67 | 69 | 68 | 272 | 4,357.50 |
| T9 | Hammer, Laurie | 70 | 67 | 66 | 69 | 272 | 4,357.50 |
| T9 | Jones, Grier | 70 | 66 | 68 | 68 | 272 | 4,357.50 |
| T9 | Nelson, Larry | 64 | 67 | 70 | 71 | 272 | 4,357.50 |
| T9 | Regalada, Victor | 73 | 67 | 64 | 68 | 272 | 4,357.50 |
| T9 | Walzel, Bobby | 73 | 63 | 65 | 71 | 272 | 4,357.50 |
| T9 | Lee, Stan | 68 | 67 | 66 | 71 | 272 | 4,357.50 |
| T17 | Colbert, Jim | 65 | 71 | 70 | 67 | 273 | 2,730.00 |
| T17 | Graham, David | 71 | 65 | 68 | 69 | 273 | 2,730.00 |
| T17 | Hayes, Mark | 67 | 63 | 71 | 72 | 273 | 2,730.00 |
| T17 | Zoeller, Fuzzy | 73 | 65 | 67 | 68 | 273 | 2,730.00 |
| T17 | Adcock, Mitch | 71 | 65 | 65 | 72 | 273 | 2,730.00 |
| T22 | Aaron, Tommy | 69 | 69 | 66 | 70 | 274 | 1,715.00 |
| T22 | Haas, Jay | 67 | 68 | 68 | 71 | 274 | 1,715.00 |
| T22 | Hancock, Phillip | 64 | 64 | 71 | 75 | 274 | 1,715.00 |
| T22 | Jaeckel, Barry | 72 | 66 | 66 | 70 | 274 | 1,715.00 |
| T22 | McGowan, Pat | 68 | 69 | 68 | 69 | 274 | 1,715.00 |
| T22 | McNickle, Artie | 65 | 71 | 71 | 67 | 274 | 1,715.00 |
| T22 | Reid, Mike | 69 | 68 | 67 | 70 | 274 | 1,715.00 |
| T22 | Simpson, Tim | 68 | 68 | 68 | 70 | 274 | 1,715.00 |
| T22 | Thompson, Leonard | 67 | 70 | 68 | 69 | 274 | 1,715.00 |
| T31 | Archer, George | 66 | 69 | 72 | 68 | 275 | 1,191.00 |
| T31 | Burns, George | 69 | 67 | 68 | 71 | 275 | 1,191.00 |
| T31 | Diehl, Terry | 70 | 70 | 68 | 67 | 275 | 1,191.00 |
| T31 | Geiberger, Al | 70 | 68 | 65 | 72 | 275 | 1,191.00 |
| T31 | Green, Hubert | 69 | 69 | 68 | 69 | 275 | 1,191.00 |
| T31 | Koch, Gary | 70 | 68 | 69 | 68 | 275 | 1,191.00 |
| T31 | Rogers, Bill | 70 | 70 | 68 | 67 | 275 | 1,191.00 |
| T38 | Graham, Lou | 66 | 70 | 72 | 68 | 276 | 903.00 |
| T38 | Heath, Skeeter | 70 | 65 | 71 | 70 | 276 | 903.00 |
| T38 | Peete, Calvin | 67 | 68 | 70 | 71 | 276 | 903.00 |
| T38 | Simons, Jim | 68 | 68 | 71 | 69 | 276 | 903.00 |
| T38 | Mikles, Lee | 68 | 69 | 67 | 72 | 276 | 903.00 |
| T43 | Armstrong, Wally | 70 | 69 | 67 | 71 | 277 | 735.00 |
| T43 | Bryant, Brad | 71 | 67 | 71 | 68 | 277 | 735.00 |
| T43 | Floyd, Raymond | 69 | 68 | 70 | 70 | 277 | 735.00 |
| T46 | Blancas, Homero | 69 | 70 | 69 | 70 | 278 | 559.43 |
| T46 | Heard, Jerry | 71 | 66 | 70 | 71 | 278 | 559.43 |
| T46 | Lye, Mark | 67 | 73 | 65 | 73 | 278 | 559.42 |
| T46 | Moody, Orville | 68 | 68 | 71 | 71 | 278 | 559.43 |
| T46 | Murphy, Bob | 67 | 70 | 68 | 73 | 278 | 559.43 |
| T46 | Smith, Bob E. | 69 | 71 | 71 | 67 | 278 | 559.43 |
| T46 | Kunes, Joe | 72 | 67 | 72 | 67 | 278 | 559.43 |
| T53 | Calfee, Bill | 70 | 68 | 70 | 71 | 279 | 467.33 |
| T53 | Little, Gene | 70 | 68 | 71 | 70 | 279 | 467.34 |
| T53 | Nelford, Jim | 68 | 68 | 72 | 71 | 279 | 467.34 |
| T53 | Storey, Tom | 68 | 71 | 70 | 70 | 279 | 467.33 |
| T53 | Thompson, Barney | 71 | 68 | 68 | 72 | 279 | 467.33 |
| T53 | Zender, Bob | 69 | 70 | 69 | 71 | 279 | 467.33 |
| T59 | Gilbert, Gibby | 71 | 68 | 71 | 70 | 280 | 414.75 |
| T59 | Maltbie, Roger | 68 | 69 | 72 | 71 | 280 | 414.75 |
| T59 | Sabo, Ed | 71 | 67 | 70 | 72 | 280 | 414.75 |
| T59 | Weibring, D.A. | 71 | 68 | 70 | 71 | 280 | 414.75 |
| T63 | Johnson, George | 69 | 71 | 70 | 71 | 281 | 372.75 |
| T63 | Mahaffey, John | 70 | 69 | 71 | 71 | 281 | 372.75 |
| T63 | Marsh, Graham | 72 | 67 | 73 | 69 | 281 | 372.75 |
| T63 | Morley, Mike | 71 | 68 | 69 | 73 | 281 | 372.75 |
| T67 | Chancey, Jim | 71 | 68 | 71 | 72 | 282 | 330.75 |
| T67 | McCord, Gary | 71 | 67 | 71 | 73 | 282 | 330.75 |
| T67 | Ziegler, Larry | 68 | 67 | 73 | 74 | 282 | 330.75 |
| T67 | Pitzer, Greg | 70 | 68 | 72 | 72 | 282 | 330.75 |
| T71 | Bies, Don | 73 | 66 | 70 | 74 | 283 | 0 |
| T71 | Lunn, Bob | 71 | 67 | 69 | 76 | 283 | 0 |
| T73 | Groh, Gary | 69 | 69 | 70 | 76 | 284 | 0 |
| T73 | Nevil, Dwight | 71 | 69 | 71 | 73 | 284 | 0 |
| T73 | Tapie, Alan | 69 | 69 | 74 | 72 | 284 | 0 |
| T76 | Porter, Joe | 71 | 67 | 71 | 76 | 285 | 0 |
| T77 | Tewell, Doug | 72 | 68 | 75 | 74 | 289 | 0 |

TOURNAMENT RESULTS

1977 SAMMY DAVIS JR. GREATER HARTFORD OPEN

August 4-7, 1997

\$210,000 Purse

Champion: Billy Kratzert

LEADERS:

First Round: Lee Elder's seven-under 64 led Terry Diehl, Jim Simons, Dick Mast, George Burns, Kermit Zarley, and Curtis Strange by one stroke.

Second Round: Victor Regalado's 63 (finished at 8:30 pm) for 130 was good for a one-stroke lead over Elder and Strange.

Third Round: Bill Kratzert's 64 for 197 took the lead by one over Elder.

Cut: 83 players at 141.



| | Player | 1R | 2R | 3R | 4R | Total | Money |
|-----|--------------------|----|----|----|----|-------|-------------|
| 1 | Kratzert, Billy | 66 | 66 | 64 | 69 | 265 | \$42,000.00 |
| T2 | Jones, Grier | 69 | 69 | 65 | 65 | 268 | 19,425.00 |
| T2 | Nelson, Larry | 68 | 66 | 69 | 65 | 268 | 19,425.00 |
| T4 | Regalado, Victor | 67 | 63 | 72 | 67 | 269 | 9,240.00 |
| T4 | Strange, Curtis | 65 | 66 | 68 | 70 | 269 | 9,240.00 |
| T6 | Curl, Rod | 67 | 69 | 65 | 69 | 270 | 6,825.00 |
| T6 | Elder, Lee | 64 | 67 | 67 | 72 | 270 | 6,825.00 |
| T6 | Peete, Calvin | 67 | 67 | 69 | 67 | 270 | 6,825.00 |
| T9 | Diehl, Terry | 65 | 69 | 68 | 69 | 271 | 5,460.00 |
| T9 | Zarley, Kermit | 65 | 68 | 73 | 65 | 271 | 5,460.00 |
| T11 | Eastwood, Bob | 69 | 66 | 68 | 69 | 272 | 4,252.50 |
| T11 | Graham, Lou | 70 | 68 | 66 | 68 | 272 | 4,252.50 |
| T11 | Green, Hubert | 69 | 69 | 64 | 70 | 272 | 4,252.50 |
| T11 | Kite, Tom | 68 | 65 | 70 | 69 | 272 | 4,252.50 |
| T15 | Hatalsky, Morris | 69 | 66 | 65 | 73 | 273 | 3,465.00 |
| T15 | McGee, Jerry | 68 | 70 | 67 | 68 | 273 | 3,465.00 |
| T17 | Simons, Jim | 65 | 70 | 71 | 68 | 274 | 2,730.00 |
| T17 | Tapie, Alan | 70 | 66 | 70 | 68 | 274 | 2,730.00 |
| T17 | Trevino, Lee | 66 | 71 | 70 | 67 | 274 | 2,730.00 |
| T17 | Funseth, Rod | 69 | 67 | 70 | 68 | 274 | 2,730.00 |
| T17 | Mollon, Bill | 69 | 66 | 66 | 73 | 274 | 2,730.00 |
| T22 | Massengale, Rik | 71 | 68 | 69 | 67 | 275 | 1,974.00 |
| T22 | Stockton, Dave | 67 | 70 | 69 | 69 | 275 | 1,974.00 |
| T22 | Thompson, Barney | 70 | 65 | 70 | 70 | 275 | 1,974.00 |
| T25 | Armstrong, Wally | 70 | 68 | 69 | 69 | 276 | 1,585.50 |
| T25 | Fezler, Forrest | 70 | 70 | 68 | 68 | 276 | 1,585.50 |
| T25 | Lietzke, Bruce | 69 | 72 | 71 | 64 | 276 | 1,585.50 |
| T25 | Twitty, Howard | 67 | 69 | 69 | 71 | 276 | 1,585.50 |
| T25 | Porter, Joe | 68 | 70 | 69 | 69 | 276 | 1,585.50 |
| T25 | Newquist, Dave | 68 | 69 | 66 | 73 | 276 | 1,585.50 |
| T31 | Archer, George | 70 | 70 | 67 | 70 | 277 | 1,165.50 |
| T31 | Booros, Jim | 68 | 69 | 74 | 66 | 277 | 1,165.50 |
| T31 | Hancock, Phillip | 70 | 71 | 71 | 65 | 277 | 1,165.50 |
| T31 | Miller, Johnny | 70 | 69 | 70 | 68 | 277 | 1,165.50 |
| T31 | Streck, Ron | 71 | 70 | 68 | 68 | 277 | 1,165.50 |
| T31 | Leslie, Perry | 70 | 70 | 67 | 70 | 277 | 1,165.50 |
| T31 | Molina, Florentino | 74 | 66 | 67 | 70 | 277 | 1,165.50 |
| T31 | Miller, Brady | 66 | 72 | 69 | 70 | 277 | 1,165.50 |
| T39 | Hill, Mike | 71 | 66 | 70 | 71 | 278 | 840.00 |
| T39 | McNickle, Artie | 69 | 70 | 71 | 68 | 278 | 840.00 |
| T39 | Shaw, Tom | 69 | 71 | 68 | 70 | 278 | 840.00 |
| T39 | Thompson, Leonard | 71 | 68 | 68 | 71 | 278 | 840.00 |
| T39 | Ziegler, Larry | 72 | 68 | 72 | 66 | 278 | 840.00 |
| T39 | Kunes, Joe | 71 | 68 | 69 | 70 | 278 | 840.00 |
| T45 | Baird, Butch | 69 | 71 | 70 | 69 | 279 | 567.00 |
| T45 | Conner, Frank | 69 | 72 | 70 | 68 | 279 | 567.00 |
| T45 | McCullough, Mike | 70 | 71 | 68 | 70 | 279 | 567.00 |
| T45 | Nevil, Dwight | 67 | 71 | 71 | 70 | 279 | 567.00 |
| T45 | Newton, Jack | 69 | 71 | 69 | 70 | 279 | 567.00 |
| T45 | Reid, Mike | 71 | 69 | 72 | 67 | 279 | 567.00 |
| T45 | Wadkins, Bobby | 67 | 70 | 71 | 71 | 279 | 567.00 |
| T45 | Wiechers, Jim | 71 | 67 | 70 | 71 | 279 | 567.00 |
| T45 | Higgins, Carl | 69 | 71 | 66 | 73 | 279 | 567.00 |
| T54 | Geiberger, Al | 72 | 68 | 67 | 73 | 280 | 462.00 |
| T54 | Levi, Wayne | 70 | 68 | 73 | 69 | 280 | 462.00 |
| T54 | Lunn, Bob | 73 | 68 | 73 | 66 | 280 | 462.00 |
| T54 | Meyer, Dennis | 71 | 69 | 69 | 71 | 280 | 462.00 |
| T54 | Lee, Stan | 69 | 70 | 71 | 70 | 280 | 462.00 |
| T59 | Beard, Frank | 70 | 71 | 68 | 72 | 281 | 409.40 |
| T59 | Jacobsen, Peter | 69 | 70 | 71 | 71 | 281 | 409.40 |
| T59 | McGinnis, Tom | 71 | 70 | 71 | 69 | 281 | 409.40 |
| T59 | Pooley, Don | 70 | 67 | 73 | 71 | 281 | 409.40 |
| T59 | Sifford, Curtis | 67 | 72 | 69 | 73 | 281 | 409.40 |
| T64 | Brown, Pete | 70 | 71 | 69 | 72 | 282 | 351.83 |
| T64 | Moody, Orville | 68 | 73 | 72 | 69 | 282 | 351.83 |
| T64 | Pfeil, Mark | 70 | 69 | 68 | 75 | 282 | 351.83 |
| T64 | Thore, David | 72 | 68 | 70 | 72 | 282 | 351.83 |
| T64 | Lind, David | 69 | 71 | 74 | 68 | 282 | 351.84 |
| T64 | Wittenberg, Jimmy | 68 | 73 | 71 | 70 | 282 | 351.84 |
| T70 | Aaron, Tommy | 73 | 68 | 71 | 71 | 283 | 105.00 |
| T70 | Mast, Dick | 65 | 72 | 78 | 68 | 283 | 105.00 |
| T70 | Sabo, Ed | 72 | 69 | 69 | 73 | 283 | 105.00 |
| T73 | Pate, Alan T. | 70 | 70 | 75 | 69 | 284 | 0 |
| T73 | Wynn, Bob | 68 | 73 | 70 | 73 | 284 | 0 |
| T73 | Dalziel, Doug | 68 | 71 | 71 | 74 | 284 | 0 |
| T76 | Erskine, Randy | 68 | 71 | 76 | 70 | 285 | 0 |
| T76 | Lum, Wren | 67 | 74 | 72 | 72 | 285 | 0 |
| T76 | Barker, Jim | 70 | 70 | 71 | 74 | 285 | 0 |
| 79 | Milne, Chuck | 68 | 71 | 76 | 73 | 288 | 0 |
| 80 | Simpson, Tim | 69 | 70 | 77 | 74 | 290 | 0 |
| 81 | Hardin, Gary | 69 | 72 | 75 | 78 | 294 | 0 |

TOURNAMENT RESULTS

1976 SAMMY DAVIS JR. GREATER HARTFORD OPEN

August 19-22, 1976

\$210,000 Purse

Champion: Rik Massengale



LEADERS:

First Round: Rik Massengale's six-under par 65 was good for a two-stroke lead over Billy Casper, Chi Chi Rodriguez, J.C. Snead and Art Wall.

Second Round: Massengale had another 65 for a 12-under par 130 and led Snead (67 - 64) by one.

Third Round: Massengale double bogeyed the 17th hole and fell back into a tie for the lead with Snead at 13-under par 200. Al Geiberger, Mac McLendon, Rodriguez, Lee Trevino and Bobby Wadkins were at nine-under 204.

Cut: 74 players at even-par 142(73 professionals, one amateur).

| | Player | 1R | 2R | 3R | 4R | Total | Money |
|-----|--------------------|----|----|----|----|-------|-------------|
| 1 | Massengale, Rik | 65 | 65 | 70 | 66 | 266 | \$42,000.00 |
| T2 | Geiberger, Al | 70 | 66 | 68 | 64 | 268 | 19,425.00 |
| T2 | Snead, J.C. | 67 | 64 | 69 | 68 | 268 | 19,425.00 |
| 4 | Trevino, Lee | 68 | 70 | 66 | 67 | 271 | 9,870.00 |
| T5 | Armstrong, Wally | 71 | 69 | 66 | 66 | 272 | 7,271.25 |
| T5 | Floyd, Raymond | 73 | 67 | 67 | 65 | 272 | 7,271.25 |
| T5 | Jaeckel, Barry | 71 | 68 | 66 | 67 | 272 | 7,271.25 |
| T5 | Rodriguez, Chi Chi | 67 | 69 | 68 | 68 | 272 | 7,271.25 |
| T9 | Casper, Billy | 67 | 68 | 71 | 67 | 273 | 5,250.00 |
| T9 | Green, Hubert | 70 | 68 | 67 | 68 | 273 | 5,250.00 |
| T9 | McLendon, Mac | 68 | 67 | 69 | 69 | 273 | 5,250.00 |
| T12 | Brewer, Gay | 69 | 66 | 70 | 69 | 274 | 4,060.00 |
| T12 | Colbert, Jim | 68 | 71 | 68 | 67 | 274 | 4,060.00 |
| T12 | Kratzert, Billy | 71 | 69 | 68 | 66 | 274 | 4,060.00 |
| T15 | Burns, George | 72 | 67 | 68 | 68 | 275 | 3,360.00 |
| T15 | Schlee, John | 70 | 66 | 69 | 70 | 275 | 3,360.00 |
| T15 | Wadkins, Bobby | 68 | 69 | 67 | 71 | 275 | 3,360.00 |
| T18 | Aaron, Tommy | 70 | 70 | 66 | 70 | 276 | 2,730.00 |
| T18 | Nelson, Larry | 71 | 67 | 68 | 70 | 276 | 2,730.00 |
| T18 | Tapie, Alan | 72 | 70 | 66 | 68 | 276 | 2,730.00 |
| T21 | Blancas, Homero | 68 | 68 | 73 | 69 | 278 | 1,995.00 |
| T21 | Devlin, Bruce | 69 | 73 | 66 | 70 | 278 | 1,995.00 |
| T21 | Murphy, Bob | 69 | 69 | 71 | 69 | 278 | 1,995.00 |
| T21 | Palmer, Arnold | 68 | 70 | 74 | 66 | 278 | 1,995.00 |
| T21 | Wynn, Bob | 71 | 69 | 72 | 66 | 278 | 1,995.00 |
| T26 | Archer, George | 70 | 67 | 68 | 74 | 279 | 1,491.00 |
| T26 | Dent, Jim | 68 | 72 | 72 | 67 | 279 | 1,491.00 |
| T26 | Lott, Lyn | 69 | 72 | 68 | 70 | 279 | 1,491.00 |
| T26 | Melnyk, Steve | 71 | 70 | 73 | 65 | 279 | 1,491.00 |
| T26 | Shearer, Bob | 69 | 69 | 71 | 70 | 279 | 1,491.00 |
| T26 | Thompson, Leonard | 71 | 70 | 66 | 72 | 279 | 1,491.00 |
| T26 | Funseth, Rod | 72 | 67 | 71 | 69 | 279 | 1,491.00 |
| T33 | Caldwell, Rex | 71 | 68 | 69 | 72 | 280 | 1,063.12 |
| T33 | Elder, Lee | 72 | 67 | 71 | 70 | 280 | 1,063.13 |
| T33 | Haas, Jay | 72 | 70 | 72 | 66 | 280 | 1,063.13 |
| T33 | Jenkins, Tom | 68 | 70 | 74 | 68 | 280 | 1,063.13 |
| T33 | Miller, Allen | 70 | 70 | 68 | 72 | 280 | 1,063.12 |
| T33 | North, Andy | 69 | 68 | 73 | 70 | 280 | 1,063.12 |
| T33 | Wall, Art | 67 | 72 | 68 | 73 | 280 | 1,063.12 |
| T33 | Wiechers, Jim | 68 | 71 | 71 | 70 | 280 | 1,063.13 |
| T41 | Curl, Rod | 74 | 67 | 69 | 71 | 281 | 695.33 |
| T41 | Eastwood, Bob | 73 | 68 | 73 | 67 | 281 | 695.34 |
| T41 | Kite, Tom | 70 | 70 | 71 | 70 | 281 | 695.33 |
| T41 | Littler, Gene | 71 | 67 | 73 | 70 | 281 | 695.33 |
| T41 | Masserio, Jim | 69 | 71 | 69 | 72 | 281 | 695.33 |
| T41 | Nevil, Dwight | 69 | 70 | 73 | 69 | 281 | 695.34 |
| T41 | Simons, Jim | 72 | 70 | 67 | 72 | 281 | 695.33 |
| T41 | Molina, Florentino | 72 | 68 | 72 | 69 | 281 | 695.34 |
| T41 | Mallon, Bill | 72 | 66 | 72 | 71 | 281 | 695.33 |
| T50 | Stadler, Craig | 70 | 72 | 67 | 73 | 282 | 519.50 |
| T50 | Moran, Paul | 74 | 67 | 70 | 71 | 282 | 519.50 |
| 52 | Rodgers, Phil | 70 | 70 | 72 | 71 | 283 | 504.00 |
| T53 | Harris, Labron | 72 | 67 | 72 | 73 | 284 | 477.75 |
| T53 | McCord, Gary | 71 | 70 | 70 | 73 | 284 | 477.75 |
| T53 | Schroeder, John | 70 | 68 | 75 | 71 | 284 | 477.75 |
| T53 | Veriato, Steven | 70 | 71 | 72 | 71 | 284 | 477.75 |
| T57 | Altgelt, Stanton | 72 | 68 | 74 | 71 | 285 | 430.60 |
| T57 | Beard, Frank | 69 | 71 | 70 | 75 | 285 | 430.60 |
| T57 | Snead, Sam | 68 | 73 | 68 | 76 | 285 | 430.60 |
| T57 | Farlow, Sam | 74 | 68 | 69 | 74 | 285 | 430.60 |
| T57 | Ewing, Jack | 69 | 73 | 70 | 73 | 285 | 430.60 |
| 62 | Gilder, Bob | 71 | 71 | 72 | 72 | 286 | 399.00 |
| T63 | Jamieson, Jim | 70 | 69 | 72 | 76 | 287 | 357.00 |
| T63 | Regalado, Victor | 72 | 68 | 74 | 73 | 287 | 357.00 |
| T63 | Shaw, Bob | 73 | 68 | 72 | 74 | 287 | 357.00 |
| T63 | Walzel, Bobby | 70 | 71 | 72 | 74 | 287 | 357.00 |
| T63 | Sikes, Dan | 70 | 65 | 80 | 72 | 287 | 357.00 |
| T63 | Kaser, Monty | 69 | 71 | 75 | 72 | 287 | 357.00 |
| T63 | Lee, Stan | 72 | 69 | 72 | 74 | 287 | 357.00 |
| T70 | Bies, Don | 72 | 69 | 74 | 73 | 288 | 157.50 |
| T70 | Diehl, Terry | 70 | 70 | 76 | 72 | 288 | 157.50 |
| 72 | Cerda, Antonio O. | 73 | 67 | 72 | 77 | 289 | 0 |
| 73 | Salinas, Arnold | 73 | 69 | 75 | 73 | 290 | 0 |
| 74 | Siderowf, Dick | 69 | 72 | 77 | 73 | 291 | 0 |

TOURNAMENT RESULTS

1975 SAMMY DAVIS JR. GREATER HARTFORD OPEN

August 14-17, 1975

\$200,000 Purse

Champion: Don Bies

Sudden Death Playoff

LEADERS:

First Round: Dennis Meyer fired a 64 to lead Austin Straub and Don Bies by one shot.

Second Round: Bies and Hubert Green shared the lead with 131's.

Third Round: Bies took sole possession of the lead with a 67 for a total of 198 for a one-shot lead over Green.

Cut: 76 players at even par 142.



| | Player | 1R | 2R | 3R | 4R | Total | Money |
|-----|--------------------|----|----|----|----|-------|-------------|
| 1 | Bies, Don | 65 | 66 | 67 | 69 | 267 | \$40,000.00 |
| 2 | Green, Hubert | 66 | 65 | 68 | 68 | 267 | 22,800.00 |
| 3 | Snead, J.C. | 66 | 68 | 67 | 67 | 268 | 14,200.00 |
| T4 | Nelson, Larry | 68 | 66 | 67 | 68 | 269 | 8,800.00 |
| T4 | Regalado, Victor | 69 | 68 | 65 | 67 | 269 | 8,800.00 |
| 6 | Blancas, Homero | 67 | 69 | 68 | 66 | 270 | 7,200.00 |
| T7 | Miller, Johnny | 69 | 67 | 68 | 67 | 271 | 6,150.00 |
| T7 | North, Andy | 66 | 69 | 67 | 69 | 271 | 6,150.00 |
| T9 | Floyd, Raymond | 67 | 69 | 71 | 65 | 272 | 5,200.00 |
| T9 | Player, Gary | 69 | 68 | 69 | 66 | 272 | 5,200.00 |
| T11 | Hill, Mike | 66 | 71 | 68 | 68 | 273 | 4,400.00 |
| T11 | Simons, Jim | 71 | 69 | 70 | 63 | 273 | 4,400.00 |
| T13 | Geiberger, Al | 69 | 69 | 64 | 72 | 274 | 3,400.00 |
| T13 | Heard, Jerry | 67 | 69 | 73 | 65 | 274 | 3,400.00 |
| T13 | Inman, Joe | 68 | 70 | 67 | 69 | 274 | 3,400.00 |
| T13 | Trevino, Lee | 72 | 65 | 68 | 69 | 274 | 3,400.00 |
| T13 | Glenz, David | 66 | 71 | 66 | 71 | 274 | 3,400.00 |
| T18 | Dill, Terry | 70 | 66 | 67 | 72 | 275 | 2,400.00 |
| T18 | January, Don | 68 | 68 | 69 | 70 | 275 | 2,400.00 |
| T18 | Menne, Bob | 69 | 68 | 68 | 70 | 275 | 2,400.00 |
| T18 | Meyer, Dennis | 64 | 73 | 72 | 66 | 275 | 2,400.00 |
| T18 | Wall, Art | 71 | 69 | 72 | 63 | 275 | 2,400.00 |
| T23 | Adams, Sam | 71 | 69 | 67 | 69 | 276 | 1,725.00 |
| T23 | Curl, Rod | 70 | 70 | 69 | 67 | 276 | 1,725.00 |
| T23 | Stockton, Dave | 69 | 67 | 70 | 70 | 276 | 1,725.00 |
| T23 | Straub, Austin | 65 | 71 | 72 | 68 | 276 | 1,725.00 |
| T27 | McGee, Jerry | 69 | 70 | 68 | 70 | 277 | 1,480.00 |
| T27 | Murphy, Bob | 70 | 69 | 71 | 67 | 277 | 1,480.00 |
| T27 | Wadkins, Lanny | 73 | 69 | 66 | 69 | 277 | 1,480.00 |
| T30 | Collins, Tim | 69 | 71 | 69 | 69 | 278 | 1,270.00 |
| T30 | Still, Ken | 69 | 71 | 70 | 68 | 278 | 1,270.00 |
| T30 | Thompson, Barney | 70 | 69 | 69 | 70 | 278 | 1,270.00 |
| T30 | Zender, Bob | 67 | 74 | 69 | 68 | 278 | 1,270.00 |
| T34 | Graham, Lou | 67 | 67 | 71 | 74 | 279 | 988.57 |
| T34 | Melnyk, Steve | 70 | 72 | 66 | 71 | 279 | 988.57 |
| T34 | Rodriguez, Chi Chi | 72 | 69 | 68 | 70 | 279 | 988.57 |
| T34 | Shaw, Bob | 70 | 71 | 71 | 67 | 279 | 988.58 |
| T34 | Shaw, Tom | 68 | 67 | 69 | 75 | 279 | 988.57 |
| T34 | Wynn, Bob | 72 | 69 | 68 | 70 | 279 | 988.57 |
| T34 | Feather, Randy | 70 | 72 | 68 | 69 | 279 | 988.57 |
| T41 | Goalby, Bob | 67 | 71 | 71 | 71 | 280 | 760.00 |
| T41 | Miller, Allen | 71 | 68 | 73 | 68 | 280 | 760.00 |
| T41 | Oosterhuis, Peter | 72 | 68 | 72 | 68 | 280 | 760.00 |
| T41 | Thompson, Leonard | 73 | 69 | 69 | 69 | 280 | 760.00 |
| T45 | Cole, Bobby | 70 | 69 | 71 | 71 | 281 | 540.00 |
| T45 | Eastwood, Bob | 68 | 72 | 72 | 69 | 281 | 540.00 |
| T45 | Ford, Doug | 69 | 70 | 70 | 72 | 281 | 540.00 |
| T45 | Knudson, George | 70 | 71 | 72 | 68 | 281 | 540.00 |
| T45 | Rhoads, Rick | 69 | 69 | 73 | 70 | 281 | 540.00 |
| T45 | Walzel, Bobby | 69 | 69 | 70 | 73 | 281 | 540.00 |
| T45 | Ziegler, Larry | 72 | 70 | 68 | 71 | 281 | 540.00 |
| T45 | Ziobro, Billy | 70 | 69 | 69 | 73 | 281 | 540.00 |
| T45 | Greene, Bert | 70 | 70 | 72 | 69 | 281 | 540.00 |
| T54 | Erickson, Bob | 71 | 70 | 73 | 68 | 282 | 445.00 |
| T54 | Jacklin, Tony | 73 | 69 | 69 | 71 | 282 | 445.00 |
| T54 | Horton, Jay | 71 | 69 | 71 | 71 | 282 | 445.00 |
| T54 | Unger, Bob | 71 | 68 | 74 | 69 | 282 | 445.00 |
| 58 | Leslie, Perry | 70 | 72 | 72 | 69 | 283 | 420.00 |
| T59 | Cerrudo, Ron | 71 | 71 | 67 | 75 | 284 | 400.00 |
| T59 | Rachels, Sammy | 68 | 71 | 72 | 73 | 284 | 400.00 |
| T59 | Starks, Nate | 70 | 71 | 70 | 73 | 284 | 400.00 |
| T62 | Cadle, George | 73 | 68 | 72 | 72 | 285 | 350.00 |
| T62 | Crawford, Richard | 69 | 72 | 68 | 76 | 285 | 350.00 |
| T62 | Dougherty, Ed | 69 | 70 | 69 | 77 | 285 | 350.00 |
| T62 | Hammer, Laurie | 68 | 73 | 75 | 69 | 285 | 350.00 |
| T62 | Morley, Mike | 70 | 69 | 74 | 72 | 285 | 350.00 |
| T62 | Wiechers, Jim | 71 | 71 | 70 | 73 | 285 | 350.00 |
| T62 | Benson, Bob | 70 | 70 | 74 | 71 | 285 | 350.00 |
| T69 | Archer, George | 68 | 73 | 70 | 75 | 286 | 152.50 |
| T69 | Groh, Gary | 71 | 70 | 73 | 72 | 286 | 152.50 |
| T69 | Heins, Bobby | 69 | 73 | 67 | 77 | 286 | 152.50 |
| T69 | McNickle, Artie | 71 | 70 | 73 | 72 | 286 | 152.50 |
| 73 | Harris, Labron | 70 | 71 | 70 | 77 | 288 | 0 |
| 74 | Courtney, Charles | 70 | 68 | 78 | 73 | 289 | 0 |
| 75 | Long, Mike | 68 | 73 | 75 | 74 | 290 | 0 |
| 76 | Allen, Ros | 71 | 71 | 76 | 76 | 294 | 0 |

TOURNAMENT RESULTS

1974 SAMMY DAVIS JR. GREATER HARTFORD OPEN

August 15-18, 1974

\$200,000 Purse

Champion: Dave Stockton



LEADERS:

First Round: Dave Stockton and Bob Murphy shared the lead with opening round 6-under-par 65's. Bruce Devlin and Eddie Pearce were one shot back.

Second Round: Stockton fired his second consecutive 65 and stood at 12-under-par 130 and held a two-stroke lead over Bob Wynn. Lee Trevino was three strokes back at nine-under-par 133.

Third Round: Second-round leader Stockton increases his lead to three strokes with a two-under-par 69 and was 14-under-par 199 through 54 holes. Trevino was alone in second at 11-under-par 202 and Wynn was four strokes back at 203.

Cut: 71 players at 1-under-par 141 from a field of 78.

| | Player | 1R | 2R | 3R | 4R | Total | Money |
|-----|--------------------|----|----|----|----|-------|-------------|
| 1 | Stockton, Dave | 65 | 65 | 69 | 69 | 268 | \$40,000.00 |
| 2 | Floyd, Raymond | 69 | 68 | 69 | 66 | 272 | 22,800.00 |
| 3 | Wynn, Bob | 68 | 64 | 71 | 70 | 273 | 14,200.00 |
| 4 | Trevino, Lee | 68 | 65 | 69 | 72 | 274 | 9,400.00 |
| T5 | Casper, Billy | 71 | 68 | 68 | 68 | 275 | 6,350.00 |
| T5 | Colbert, Jim | 70 | 67 | 70 | 68 | 275 | 6,350.00 |
| T5 | Cole, Bobby | 70 | 66 | 68 | 71 | 275 | 6,350.00 |
| T5 | Crompton, Bruce | 70 | 65 | 70 | 70 | 275 | 6,350.00 |
| T5 | Hill, Mike | 71 | 67 | 69 | 68 | 275 | 6,350.00 |
| T5 | McGee, Jerry | 67 | 69 | 71 | 68 | 275 | 6,350.00 |
| T11 | Bies, Don | 67 | 69 | 71 | 69 | 276 | 3,466.67 |
| T11 | Green, Hubert | 67 | 72 | 71 | 66 | 276 | 3,466.67 |
| T11 | Harris, Labron | 69 | 66 | 70 | 71 | 276 | 3,466.66 |
| T11 | Jones, Grier | 68 | 69 | 70 | 69 | 276 | 3,466.67 |
| T11 | Kite, Tom | 72 | 68 | 66 | 70 | 276 | 3,466.66 |
| T11 | Little, Gene | 70 | 67 | 72 | 67 | 276 | 3,466.67 |
| T11 | Snead, J.C. | 68 | 67 | 72 | 69 | 276 | 3,466.67 |
| T11 | Watson, Tom | 71 | 68 | 73 | 64 | 276 | 3,466.67 |
| T11 | Ziegler, Larry | 71 | 68 | 67 | 70 | 276 | 3,466.66 |
| T20 | Allen, Ros | 71 | 68 | 70 | 68 | 277 | 1,928.57 |
| T20 | Mahaffey, John | 68 | 67 | 72 | 70 | 277 | 1,928.57 |
| T20 | Murphy, Bob | 65 | 72 | 70 | 70 | 277 | 1,928.57 |
| T20 | Nelson, Larry | 68 | 71 | 69 | 69 | 277 | 1,928.57 |
| T20 | Pearce, Eddie | 66 | 72 | 71 | 68 | 277 | 1,928.57 |
| T20 | Regalado, Victor | 69 | 70 | 69 | 69 | 277 | 1,928.57 |
| T20 | Greenwood, Bobby | 69 | 72 | 68 | 68 | 277 | 1,928.57 |
| T27 | Baird, Butch | 68 | 73 | 69 | 68 | 278 | 1,390.00 |
| T27 | Courtney, Charles | 70 | 69 | 70 | 69 | 278 | 1,390.00 |
| T27 | Devlin, Bruce | 66 | 70 | 70 | 72 | 278 | 1,390.00 |
| T27 | Graham, Lou | 70 | 69 | 69 | 70 | 278 | 1,390.00 |
| T27 | Iverson, Don | 68 | 69 | 70 | 71 | 278 | 1,390.00 |
| T27 | Porter, Joe | 70 | 70 | 69 | 69 | 278 | 1,390.00 |
| T33 | Dickson, Bob | 70 | 71 | 69 | 69 | 279 | 949.09 |
| T33 | Fleckman, Marty | 70 | 68 | 71 | 70 | 279 | 949.09 |
| T33 | Groh, Gary | 69 | 68 | 68 | 74 | 279 | 949.09 |
| T33 | Johnson, George | 67 | 71 | 72 | 69 | 279 | 949.09 |
| T33 | Massengale, Rik | 69 | 70 | 72 | 68 | 279 | 949.10 |
| T33 | Masserio, Jim | 69 | 71 | 70 | 69 | 279 | 949.09 |
| T33 | Melnyk, Steve | 71 | 68 | 70 | 70 | 279 | 949.09 |
| T33 | Nevil, Dwight | 68 | 70 | 71 | 70 | 279 | 949.09 |
| T33 | Yancey, Bert | 69 | 69 | 69 | 72 | 279 | 949.09 |
| T33 | Pace, Roy | 70 | 71 | 69 | 69 | 279 | 949.09 |
| T33 | Stanton, Bob | 70 | 67 | 73 | 69 | 279 | 949.09 |
| T44 | Archer, George | 72 | 69 | 68 | 71 | 280 | 660.00 |
| T44 | Crawford, Richard | 72 | 69 | 70 | 69 | 280 | 660.00 |
| T44 | Evans, Tom | 73 | 68 | 69 | 70 | 280 | 660.00 |
| T47 | Douglass, Dale | 69 | 71 | 74 | 67 | 281 | 526.00 |
| T47 | Fezler, Forrest | 69 | 70 | 68 | 74 | 281 | 526.00 |
| T47 | Lister, John | 68 | 69 | 76 | 68 | 281 | 526.00 |
| T47 | North, Andy | 68 | 70 | 73 | 70 | 281 | 526.00 |
| T47 | Funseth, Rod | 71 | 69 | 71 | 70 | 281 | 526.00 |
| T52 | Player, Gary | 69 | 71 | 69 | 73 | 282 | 460.00 |
| T52 | Schroeder, John | 68 | 69 | 73 | 72 | 282 | 460.00 |
| T52 | Sifford, Charles | 71 | 69 | 71 | 71 | 282 | 460.00 |
| T52 | Still, Ken | 70 | 71 | 69 | 72 | 282 | 460.00 |
| T52 | Greene, Bert | 69 | 69 | 75 | 69 | 282 | 460.00 |
| T57 | Barber, Jim | 71 | 70 | 72 | 70 | 283 | 400.00 |
| T57 | Dent, Jim | 69 | 69 | 74 | 71 | 283 | 400.00 |
| T57 | Eastwood, Bob | 70 | 69 | 73 | 71 | 283 | 400.00 |
| T57 | Hiskey, Babe | 71 | 70 | 72 | 70 | 283 | 400.00 |
| T57 | Lott, Lyn | 70 | 71 | 73 | 69 | 283 | 400.00 |
| T57 | Wadkins, Lanny | 72 | 69 | 70 | 72 | 283 | 400.00 |
| T57 | Wall, Art | 73 | 68 | 71 | 71 | 283 | 400.00 |
| T64 | Payne, Bob | 70 | 65 | 74 | 75 | 284 | 345.00 |
| T64 | Rodriguez, Chi Chi | 72 | 66 | 71 | 75 | 284 | 345.00 |
| T64 | Ewing, Jack | 69 | 68 | 74 | 73 | 284 | 345.00 |
| T64 | Marshall, James B. | 70 | 70 | 72 | 72 | 284 | 345.00 |
| 68 | McCullough, Mike | 70 | 71 | 72 | 73 | 286 | 320.00 |
| 69 | Moran, Paul | 70 | 71 | 73 | 73 | 287 | 310.00 |
| T70 | Heard, Jerry | 70 | 71 | 75 | 72 | 288 | 150.00 |
| T70 | Ashworth, Bruce | 70 | 71 | 74 | 73 | 288 | 150.00 |

TOURNAMENT RESULTS

1973 GREATER HARTFORD OPEN

August 31-September 3, 1973

\$200,000 Purse

Champion: Billy Casper

LEADERS:

First Round: Hubert Green opened with an 8-under-par 63, good for a two-stroke lead over Bruce Devlin, Jerry Heard and Jim Wiechers.

Second Round: Wiechers moved to 11-under 131, one ahead of Billy Casper, Bruce Devlin and Lee Trevino.

Third Round: Bruce Devlin and Hubert Green shared the lead at 14-under 199, one stroke ahead of Billy Casper, Dave Eichelberger, John Mahaffey, Arnold Palmer, Bob Payne, Gary Player and Jim Wiechers.

Cut: 70 players at 2-under-par 140 from a field of 74.



| | Player | 1R | 2R | 3R | 4R | Total | Money |
|-----|--------------------|----|----|----|----|-------|-------------|
| 1 | Casper, Billy | 67 | 65 | 68 | 64 | 264 | \$40,000.00 |
| 2 | Devlin, Bruce | 65 | 67 | 67 | 66 | 265 | 22,800.00 |
| T3 | Elder, Lee | 67 | 68 | 67 | 64 | 266 | 9,750.00 |
| T3 | Palmer, Arnold | 68 | 65 | 67 | 66 | 266 | 9,750.00 |
| T3 | Trevino, Lee | 67 | 65 | 69 | 65 | 266 | 9,750.00 |
| T3 | Wiechers, Jim | 65 | 66 | 69 | 66 | 266 | 9,750.00 |
| T7 | Bies, Don | 66 | 67 | 70 | 64 | 267 | 5,460.00 |
| T7 | Green, Hubert | 63 | 73 | 63 | 68 | 267 | 5,460.00 |
| T7 | Kite, Tom | 68 | 71 | 63 | 65 | 267 | 5,460.00 |
| T7 | Payne, Bob | 70 | 66 | 64 | 67 | 267 | 5,460.00 |
| T7 | Player, Gary | 66 | 67 | 67 | 67 | 267 | 5,460.00 |
| 12 | Crawford, Richard | 67 | 68 | 67 | 66 | 268 | 4,200.00 |
| T13 | Courtney, Charles | 70 | 64 | 69 | 66 | 269 | 3,600.00 |
| T13 | Eichelberger, Dave | 68 | 68 | 64 | 69 | 269 | 3,600.00 |
| T13 | Heard, Jerry | 65 | 71 | 69 | 64 | 269 | 3,600.00 |
| T16 | Baird, Butch | 67 | 67 | 68 | 68 | 270 | 2,800.00 |
| T16 | Blancas, Homero | 66 | 68 | 69 | 67 | 270 | 2,800.00 |
| T16 | Mahaffey, John | 66 | 69 | 65 | 70 | 270 | 2,800.00 |
| T16 | Sifford, Curtis | 68 | 66 | 70 | 66 | 270 | 2,800.00 |
| T16 | Wall, Art | 69 | 65 | 70 | 66 | 270 | 2,800.00 |
| T21 | Nichols, Bobby | 67 | 69 | 69 | 66 | 271 | 2,100.00 |
| T21 | Schroeder, John | 68 | 65 | 71 | 67 | 271 | 2,100.00 |
| T23 | Archer, George | 69 | 69 | 66 | 68 | 272 | 1,653.33 |
| T23 | Ferriell, James | 67 | 67 | 70 | 68 | 272 | 1,653.33 |
| T23 | Johnson, George | 72 | 66 | 65 | 69 | 272 | 1,653.33 |
| T23 | Rodriguez, Chi Chi | 70 | 70 | 68 | 64 | 272 | 1,653.34 |
| T23 | Evans, Tom | 69 | 71 | 66 | 66 | 272 | 1,653.34 |
| T23 | Ewing, Jack | 71 | 68 | 66 | 67 | 272 | 1,653.33 |
| T29 | Harney, Paul | 70 | 66 | 66 | 71 | 273 | 1,244.28 |
| T29 | Jones, Grier | 67 | 67 | 69 | 70 | 273 | 1,244.29 |
| T29 | Knudson, George | 67 | 66 | 68 | 72 | 273 | 1,244.28 |
| T29 | Sifford, Charles | 67 | 68 | 67 | 71 | 273 | 1,244.28 |
| T29 | Wynn, Mike | 70 | 67 | 68 | 68 | 273 | 1,244.29 |
| T29 | Hendrickson, Dick | 71 | 69 | 70 | 63 | 273 | 1,244.29 |
| T29 | Rhyan, Dick | 68 | 70 | 66 | 69 | 273 | 1,244.29 |
| T36 | Iverson, Don | 69 | 71 | 66 | 68 | 274 | 983.33 |
| T36 | Stockton, Dave | 68 | 69 | 69 | 68 | 274 | 983.34 |
| T36 | Thorpe, Chuck | 70 | 70 | 66 | 68 | 274 | 983.33 |
| T39 | Bohen, Marty | 72 | 67 | 70 | 66 | 275 | 820.00 |
| T39 | Eastwood, Bob | 68 | 69 | 70 | 68 | 275 | 820.00 |
| T39 | Hill, Mike | 69 | 67 | 69 | 70 | 275 | 820.00 |
| T39 | Massengale, Rik | 71 | 68 | 67 | 69 | 275 | 820.00 |
| T39 | Ulozas, Tom | 71 | 67 | 68 | 69 | 275 | 820.00 |
| T44 | Barber, Miller | 70 | 68 | 69 | 69 | 276 | 603.33 |
| T44 | Groh, Gary | 68 | 68 | 71 | 69 | 276 | 603.33 |
| T44 | Mitchell, Bobby | 70 | 67 | 70 | 69 | 276 | 603.33 |
| T44 | Greene, Bert | 73 | 64 | 72 | 67 | 276 | 603.34 |
| T44 | Wilcox, Terry | 68 | 71 | 69 | 68 | 276 | 603.34 |
| T44 | Johnston, Ralph | 70 | 66 | 71 | 69 | 276 | 603.33 |
| T50 | Allen, Ras | 67 | 67 | 71 | 72 | 277 | 470.00 |
| T50 | Colbert, Jim | 71 | 68 | 66 | 72 | 277 | 470.00 |
| T50 | Cole, Bobby | 66 | 68 | 69 | 74 | 277 | 470.00 |
| T50 | Floyd, Raymond | 67 | 68 | 73 | 69 | 277 | 470.00 |
| T50 | Purtzer, Paul | 69 | 69 | 67 | 72 | 277 | 470.00 |
| T50 | Snead, J.C. | 68 | 72 | 67 | 70 | 277 | 470.00 |
| T50 | Yancey, Bert | 67 | 70 | 70 | 70 | 277 | 470.00 |
| T57 | Fezler, Forrest | 69 | 70 | 70 | 69 | 278 | 420.00 |
| T57 | Still, Ken | 69 | 70 | 70 | 69 | 278 | 420.00 |
| T57 | Glenz, David | 70 | 67 | 70 | 71 | 278 | 420.00 |
| T60 | Barber, Jim | 70 | 70 | 68 | 71 | 279 | 395.00 |
| T60 | McNickle, Artie | 69 | 69 | 69 | 72 | 279 | 395.00 |
| T62 | Beard, Frank | 72 | 68 | 73 | 67 | 280 | 355.00 |
| T62 | Curl, Rod | 72 | 65 | 66 | 77 | 280 | 355.00 |
| T62 | Hill, Dave | 67 | 72 | 69 | 72 | 280 | 355.00 |
| T62 | Regalado, Victor | 70 | 68 | 72 | 70 | 280 | 355.00 |
| T62 | Barrier, Jerry | 69 | 69 | 69 | 73 | 280 | 355.00 |
| T62 | Edwards, Greg | 68 | 69 | 72 | 71 | 280 | 355.00 |
| 68 | Cain, Steve | 70 | 68 | 70 | 73 | 281 | 320.00 |
| T69 | Morley, Mike | 71 | 69 | 71 | 71 | 282 | 305.00 |
| T69 | Murphy, Bob | 71 | 69 | 70 | 72 | 282 | 305.00 |

TOURNAMENT RESULTS

1972 GREATER HARTFORD OPEN

September 1-4, 1972

\$125,000 Purse

Champion: Lee Trevino

Sudden Death Playoff

LEADERS:

First Round: Bert Yancey at 8-under-par 63 led Lee Trevino and Lee Elder by one stroke and Joe Carr, Curtis Sifford and Larry Wood by two strokes.

Second Round: Deane Beman and Trevino at 10-under 132 led Elder, Paul Moran, Rick Rhoads, Tom Shaw and Dave Stockton by one stroke.

Third Round: Ralph Johnston and Curtis Sifford at 12-under 201 led Deane Beman and Elder by one stroke and Ken Still by two strokes.

Cut: 73 players at 1-under-par 141 from a field of 79



| | Player | 1R | 2R | 3R | 4R | Total | Money |
|-----|--------------------|----|----|----|----|-------|-------------|
| 1 | Trevino, Lee | 64 | 68 | 72 | 65 | 269 | \$25,000.00 |
| 2 | Elder, Lee | 64 | 69 | 69 | 67 | 269 | 14,300.00 |
| T3 | Beman, Deane | 66 | 66 | 70 | 68 | 270 | 7,350.00 |
| T3 | Johnston, Ralph | 67 | 67 | 67 | 69 | 270 | 7,350.00 |
| T5 | Blancas, Homero | 71 | 69 | 69 | 64 | 273 | 4,812.50 |
| T5 | Sifford, Curtis | 65 | 69 | 67 | 72 | 273 | 4,812.50 |
| T7 | Rodriguez, Chi Chi | 69 | 68 | 70 | 67 | 274 | 3,686.67 |
| T7 | Shaw, Tom | 67 | 66 | 72 | 69 | 274 | 3,686.67 |
| T7 | Still, Ken | 68 | 70 | 65 | 71 | 274 | 3,686.66 |
| 10 | Graham, Lou | 70 | 67 | 69 | 69 | 275 | 3,125.00 |
| T11 | Cole, Bobby | 68 | 68 | 71 | 69 | 276 | 2,625.00 |
| T11 | Graham, David | 68 | 66 | 71 | 71 | 276 | 2,625.00 |
| T11 | Rhoads, Rick | 67 | 66 | 71 | 72 | 276 | 2,625.00 |
| T14 | Green, Hubert | 67 | 68 | 73 | 69 | 277 | 2,062.50 |
| T14 | Stockton, Dave | 66 | 67 | 72 | 72 | 277 | 2,062.50 |
| T14 | Moran, Paul | 67 | 66 | 71 | 73 | 277 | 2,062.50 |
| T14 | Wood, Larry | 65 | 70 | 74 | 68 | 277 | 2,062.50 |
| T18 | Adams, Sam | 72 | 67 | 68 | 71 | 278 | 1,351.87 |
| T18 | Goalby, Bob | 67 | 71 | 71 | 69 | 278 | 1,351.88 |
| T18 | Heard, Jerry | 67 | 71 | 70 | 70 | 278 | 1,351.87 |
| T18 | Knudson, George | 70 | 69 | 70 | 69 | 278 | 1,351.88 |
| T18 | Sifford, Charles | 70 | 69 | 69 | 70 | 278 | 1,351.87 |
| T18 | Yancey, Bert | 63 | 71 | 74 | 70 | 278 | 1,351.87 |
| T18 | Ziegler, Larry | 70 | 70 | 70 | 68 | 278 | 1,351.88 |
| T18 | Ewing, Jack | 67 | 69 | 73 | 69 | 278 | 1,351.88 |
| T26 | Archer, George | 68 | 72 | 71 | 68 | 279 | 906.50 |
| T26 | Baird, Butch | 69 | 69 | 70 | 71 | 279 | 906.50 |
| T26 | Carr, Joe | 65 | 70 | 70 | 74 | 279 | 906.50 |
| T26 | Pace, Roy | 68 | 66 | 70 | 75 | 279 | 906.50 |
| T26 | Toscano, Harry | 70 | 65 | 74 | 70 | 279 | 906.50 |
| T26 | Toepel, John | 70 | 70 | 71 | 68 | 279 | 906.50 |
| T32 | Harney, Paul | 67 | 72 | 70 | 71 | 280 | 750.00 |
| T32 | Miller, Allen | 67 | 70 | 71 | 72 | 280 | 750.00 |
| T32 | Jewell, Jim | 72 | 69 | 68 | 71 | 280 | 750.00 |
| T35 | Brown, Pete | 68 | 71 | 71 | 71 | 281 | 635.17 |
| T35 | Courtney, Charles | 69 | 69 | 75 | 68 | 281 | 635.17 |
| T35 | Ulozas, Tom | 66 | 71 | 70 | 74 | 281 | 635.16 |
| T35 | Barbarossa, Bob | 66 | 70 | 76 | 69 | 281 | 635.17 |
| T35 | Marad, Dave | 70 | 68 | 70 | 73 | 281 | 635.16 |
| T35 | Wolff, Randy | 70 | 71 | 70 | 70 | 281 | 635.17 |
| T41 | Barber, Dave | 67 | 72 | 71 | 72 | 282 | 433.33 |
| T41 | Botts, Rafe | 71 | 67 | 73 | 71 | 282 | 433.34 |
| T41 | Cerrudo, Ron | 72 | 69 | 71 | 70 | 282 | 433.34 |
| T41 | Douglass, Dale | 70 | 69 | 70 | 73 | 282 | 433.33 |
| T41 | Mahaffey, John | 71 | 67 | 71 | 73 | 282 | 433.33 |
| T41 | Olson, Doug | 72 | 68 | 70 | 72 | 282 | 433.33 |
| T47 | Iverson, Don | 69 | 71 | 68 | 75 | 283 | 273.48 |
| T47 | Jamieson, Jim | 69 | 71 | 70 | 73 | 283 | 273.48 |
| T47 | Reid, Steve | 70 | 69 | 72 | 72 | 283 | 273.48 |
| T47 | Schroeder, John | 70 | 70 | 74 | 69 | 283 | 273.48 |
| T47 | Stranahan, Dick | 68 | 72 | 72 | 71 | 283 | 273.48 |
| T52 | Fezler, Forrest | 71 | 68 | 72 | 73 | 284 | 217.39 |
| T52 | Nevil, Dwight | 68 | 73 | 71 | 72 | 284 | 217.39 |
| T52 | Reasor, Mike | 72 | 68 | 73 | 71 | 284 | 217.40 |
| T52 | Roesink, Martin | 70 | 70 | 72 | 72 | 284 | 217.39 |
| T52 | Lewis Jr., Bob | 70 | 70 | 73 | 71 | 284 | 217.40 |
| T52 | Ellsworth, Ken | 71 | 68 | 73 | 72 | 284 | 217.39 |
| T52 | Lotz, John | 69 | 68 | 72 | 75 | 284 | 217.39 |
| T52 | Spang, Mike | 67 | 70 | 73 | 74 | 284 | 217.39 |
| T60 | Zender, Bob | 72 | 68 | 74 | 71 | 285 | 217.39 |
| T60 | Kaser, Monty | 71 | 70 | 70 | 74 | 285 | 217.39 |
| T60 | Thorpe, Chuck | 67 | 73 | 71 | 74 | 285 | 217.39 |
| 63 | Menne, Bob | 68 | 72 | 72 | 74 | 286 | 217.39 |
| T64 | Wynn, Mike | 75 | 66 | 69 | 77 | 287 | 217.39 |
| T64 | Hooper, Herb | 71 | 68 | 77 | 71 | 287 | 217.39 |
| T64 | Smith, Earl | 69 | 71 | 72 | 75 | 287 | 217.39 |
| T67 | Gentile, John | 71 | 69 | 74 | 74 | 288 | 217.39 |
| T67 | Wall, Art | 70 | 69 | 74 | 75 | 288 | 217.39 |
| T67 | Bourne, Bob | 67 | 73 | 75 | 73 | 288 | 217.39 |
| T67 | Voss, Jeff | 69 | 70 | 74 | 75 | 288 | 217.39 |
| 71 | Eastwood, Bob | 71 | 70 | 75 | 73 | 289 | 217.39 |
| 72 | Finger, Sherman | 70 | 71 | 72 | 77 | 290 | 217.39 |
| 73 | Comstock, Byron | 70 | 71 | 73 | 78 | 292 | 217.39 |

TOURNAMENT RESULTS

1971 GREATER HARTFORD OPEN

September 6-9, 1971

\$110,000 Purse

Champion: George Archer

Sudden Death Playoff

LEADERS:

First Round: Joel Goldstrand posted 8-under-par 63 for a two-stroke lead over Jack Ewing, Johnny Miller, J.C. Snead and Dave Stockton.

Second Round: Ewing moved to 10-under 132, two shots clear of George Archer, Al Geiberger, Hubert Green, Herb Hooper, Rick Rhoads, Snead and Stockton.

Third Round: Dave Hill and Snead shared the lead at 12-under-par 201, one shot ahead of Archer, Deane Beman, Ewing, Lou Graham, Fred Marti and Stockton.

Cut: 88 players at 1-under 141 from a field of 91.



| | Player | 1R | 2R | 3R | 4R | Total | Money |
|-----|--------------------|----|----|----|----|-------|-------------|
| 1 | Archer, George | 68 | 66 | 68 | 66 | 268 | \$22,000.00 |
| T2 | Graham, Lou | 68 | 67 | 67 | 66 | 268 | 10,175.00 |
| T2 | Snead, J.C. | 65 | 69 | 67 | 67 | 268 | 10,175.00 |
| T4 | Beman, Deane | 66 | 69 | 67 | 68 | 270 | 4,290.00 |
| T4 | Green, Hubert | 66 | 68 | 70 | 66 | 270 | 4,290.00 |
| T4 | Stockton, Dave | 65 | 69 | 68 | 68 | 270 | 4,290.00 |
| T4 | Ewing, Jack | 65 | 67 | 70 | 68 | 270 | 4,290.00 |
| T8 | Brewer, Gay | 71 | 67 | 65 | 68 | 271 | 2,988.33 |
| T8 | Sikes, R.H. | 68 | 70 | 66 | 67 | 271 | 2,988.33 |
| T8 | Weiskopf, Tom | 69 | 68 | 69 | 65 | 271 | 2,988.34 |
| T11 | Lotz, Dick | 66 | 69 | 69 | 68 | 272 | 2,310.00 |
| T11 | Marti, Fred | 66 | 69 | 67 | 70 | 272 | 2,310.00 |
| T11 | Rodgers, Phil | 69 | 70 | 66 | 67 | 272 | 2,310.00 |
| T14 | Geiberger, Al | 68 | 66 | 70 | 69 | 273 | 1,760.00 |
| T14 | Goalby, Bob | 70 | 66 | 69 | 68 | 273 | 1,760.00 |
| T14 | Hill, Dave | 70 | 65 | 66 | 72 | 273 | 1,760.00 |
| T14 | Nichols, Bobby | 68 | 68 | 68 | 69 | 273 | 1,760.00 |
| T14 | Shaw, Tom | 68 | 71 | 65 | 69 | 273 | 1,760.00 |
| T19 | Harris, Labron | 71 | 69 | 67 | 67 | 274 | 1,265.00 |
| T19 | Jones, Grier | 68 | 69 | 68 | 69 | 274 | 1,265.00 |
| T19 | Sifford, Curtis | 67 | 70 | 68 | 69 | 274 | 1,265.00 |
| T19 | Hooper, Herb | 68 | 66 | 70 | 70 | 274 | 1,265.00 |
| 23 | Henry, Bunky | 66 | 70 | 72 | 67 | 275 | 1,034.00 |
| 24 | Vollmer, Wayne | 69 | 69 | 68 | 70 | 276 | 968.00 |
| T25 | Cerrudo, Ron | 67 | 70 | 71 | 69 | 277 | 830.50 |
| T25 | Harney, Paul | 66 | 71 | 72 | 68 | 277 | 830.50 |
| T25 | Hiskey, Babe | 74 | 67 | 67 | 69 | 277 | 830.50 |
| T25 | Marr, Dave | 68 | 69 | 69 | 71 | 277 | 830.50 |
| T25 | Rhyan, Dick | 69 | 67 | 71 | 70 | 277 | 830.50 |
| T25 | Lewis Jr., Bob | 70 | 68 | 69 | 70 | 277 | 830.00 |
| T31 | Aaron, Tommy | 71 | 70 | 68 | 68 | 277 | 592.00 |
| T31 | Iverson, Don | 70 | 71 | 69 | 68 | 278 | 592.00 |
| T31 | Jones, Gordon | 66 | 70 | 73 | 69 | 278 | 592.00 |
| T31 | McLendon, Mac | 67 | 74 | 69 | 68 | 278 | 592.00 |
| T31 | Miller, Johnny | 65 | 70 | 72 | 71 | 278 | 592.00 |
| T31 | Murphy, Bob | 71 | 67 | 71 | 69 | 278 | 592.00 |
| T31 | Nevil, Dwight | 67 | 70 | 72 | 69 | 278 | 592.00 |
| T31 | Rhoads, Rick | 66 | 68 | 73 | 71 | 278 | 592.00 |
| T31 | Sanudo, Cesar | 67 | 69 | 69 | 73 | 278 | 592.00 |
| T31 | Baker, Ralph | 68 | 69 | 71 | 70 | 278 | 592.00 |
| T31 | Goldstrand, Joel | 63 | 77 | 68 | 70 | 278 | 592.00 |
| T42 | Blancas, Homero | 69 | 67 | 68 | 75 | 279 | 352.00 |
| T42 | Irwin, Hale | 68 | 67 | 71 | 73 | 279 | 352.00 |
| T42 | Jamieson, Jim | 72 | 65 | 69 | 73 | 279 | 352.00 |
| T42 | Mitchell, Bobby | 73 | 68 | 70 | 68 | 279 | 352.00 |
| T42 | Sanders, Doug | 71 | 69 | 69 | 70 | 279 | 352.00 |
| T42 | Still, Ken | 70 | 69 | 71 | 69 | 279 | 352.00 |
| T48 | Brown, Pete | 66 | 69 | 74 | 71 | 280 | 157.86 |
| T48 | Colbert, Jim | 69 | 69 | 69 | 73 | 280 | 157.86 |
| T48 | Crawford, Richard | 72 | 69 | 67 | 72 | 280 | 157.86 |
| T48 | Hill, Mike | 68 | 72 | 68 | 72 | 280 | 157.86 |
| T48 | Refram, Dean | 69 | 72 | 70 | 69 | 280 | 157.86 |
| T48 | Wiechers, Jim | 69 | 71 | 70 | 70 | 280 | 157.86 |
| T48 | Ziegler, Larry | 72 | 68 | 72 | 68 | 280 | 157.86 |
| T48 | Johnston, Ralph | 68 | 71 | 71 | 70 | 280 | 157.00 |
| T48 | Yates, Wayne | 71 | 67 | 71 | 71 | 280 | 157.00 |
| T57 | Wynn, Bob | 67 | 71 | 70 | 73 | 281 | 115.79 |
| T57 | Reif, Ron | 68 | 72 | 67 | 74 | 281 | 115.00 |
| T57 | Smith, Dick | 73 | 68 | 69 | 71 | 281 | 115.00 |
| T57 | Lotz, John | 69 | 70 | 72 | 70 | 281 | 115.00 |
| T61 | Bies, Don | 69 | 70 | 70 | 73 | 282 | 115.79 |
| T61 | Cole, Bobby | 71 | 69 | 69 | 73 | 282 | 115.79 |
| T61 | Smith, Bob E. | 69 | 71 | 72 | 70 | 282 | 115.79 |
| T61 | Moran, Paul | 69 | 67 | 71 | 75 | 282 | 115.79 |
| T61 | Boutell, George | 70 | 68 | 75 | 69 | 282 | 115.79 |
| T66 | Douglass, Dale | 69 | 68 | 72 | 74 | 283 | 115.79 |
| T66 | Massengale, Rik | 67 | 71 | 73 | 72 | 283 | 115.79 |
| T66 | Schroeder, John | 70 | 71 | 70 | 72 | 283 | 115.79 |
| T66 | Weaver, DeWitt | 72 | 68 | 71 | 72 | 283 | 115.79 |
| T66 | Greene, Bert | 70 | 71 | 71 | 71 | 283 | 115.79 |
| T66 | Olson, Doug | 69 | 72 | 71 | 71 | 283 | 115.00 |
| T72 | Rodriguez, Chi Chi | 71 | 70 | 75 | 68 | 284 | 115.79 |
| T72 | Porter, Joe | 67 | 68 | 71 | 78 | 284 | 115.00 |
| T72 | Gibbs, Phil | 69 | 72 | 73 | 70 | 284 | 115.00 |
| T75 | Elder, Lee | 70 | 71 | 74 | 70 | 285 | 115.79 |
| T75 | Erickson, Bob | 68 | 70 | 74 | 73 | 285 | 115.00 |
| T75 | Barbarossa, Bob | 68 | 70 | 71 | 76 | 285 | 115.00 |
| T78 | Curl, Rod | 70 | 68 | 74 | 74 | 286 | 115.79 |
| T78 | Garrett, Bill | 67 | 72 | 73 | 74 | 286 | 115.79 |
| T78 | Petri, Randy | 72 | 68 | 74 | 72 | 286 | 115.00 |
| 81 | Randall, Ross | 71 | 70 | 74 | 72 | 287 | 115.00 |
| T82 | Dent, Jim | 72 | 69 | 74 | 73 | 288 | 115.79 |
| T82 | Lister, John | 70 | 71 | 70 | 77 | 288 | 115.79 |
| T82 | Wall, Art | 72 | 68 | 74 | 74 | 288 | 115.79 |
| T85 | Underwood, Hal | 72 | 69 | 77 | 72 | 290 | 115.00 |
| T85 | Sanderson, Tom | 69 | 72 | 74 | 75 | 290 | 115.00 |
| 87 | Pace, Roy | 69 | 72 | 75 | 76 | 292 | 115.78 |
| 88 | Meade, Linden | 72 | 69 | 79 | 77 | 297 | 115.00 |

TOURNAMENT RESULTS

1970 GREATER HARTFORD OPEN

September 8-11, 1970

\$100,000 Purse

Champion: Bob Murphy

LEADERS:

First Round: Pete Brown, Jim Colbert, Paul Moran and Bob Murphy notched 5-under-par 66 and led six players by one stroke.

Second Round: Murphy moved to 10-under 132, one ahead of Jim Grant and two ahead of Don Bies.

Third Round: Murphy sat at 15-under 198, four strokes ahead of Steve Oppermann. Jim Grant and Paul Harney trailed by six.

Cut: 73 players at even-par 142 from a field of 81



| | Player | 1R | 2R | 3R | 4R | Total | Money |
|-----|-------------------|----|----|----|----|-------|-------------|
| 1 | Murphy, Bob | 66 | 66 | 66 | 69 | 267 | \$20,000.00 |
| 2 | Harney, Paul | 70 | 65 | 69 | 67 | 271 | 11,400.00 |
| 3 | Weiskopf, Tom | 69 | 66 | 70 | 67 | 272 | 7,100.00 |
| T4 | Grant, Jim | 69 | 64 | 71 | 69 | 273 | 4,400.00 |
| T4 | Oppermann, Steve | 67 | 68 | 67 | 71 | 273 | 4,400.00 |
| T6 | Sanders, Doug | 67 | 70 | 69 | 68 | 274 | 3,400.00 |
| T6 | Stockton, Dave | 72 | 67 | 69 | 66 | 274 | 3,400.00 |
| T8 | Beman, Deane | 71 | 67 | 67 | 70 | 275 | 2,510.00 |
| T8 | Blancas, Homero | 70 | 67 | 69 | 69 | 275 | 2,510.00 |
| T8 | Brown, Pete | 66 | 70 | 69 | 70 | 275 | 2,510.00 |
| T8 | Jones, Grier | 68 | 68 | 73 | 66 | 275 | 2,510.00 |
| T8 | Maxwell, Billy | 67 | 68 | 71 | 69 | 275 | 2,510.00 |
| T13 | Cody, Charles | 75 | 63 | 70 | 68 | 276 | 1,550.00 |
| T13 | Courtney, Charles | 69 | 67 | 69 | 71 | 276 | 1,550.00 |
| T13 | Goalby, Bob | 71 | 70 | 67 | 68 | 276 | 1,550.00 |
| T13 | Hill, Mike | 68 | 68 | 69 | 71 | 276 | 1,550.00 |
| T13 | Jamieson, Jim | 71 | 67 | 67 | 71 | 276 | 1,550.00 |
| T13 | Lunn, Bob | 71 | 70 | 65 | 70 | 276 | 1,550.00 |
| T13 | Sikes, R.H. | 67 | 68 | 71 | 70 | 276 | 1,550.00 |
| T13 | Thompson, Rocky | 69 | 70 | 69 | 68 | 276 | 1,550.00 |
| T21 | Elder, Lee | 70 | 67 | 72 | 68 | 277 | 902.86 |
| T21 | Graham, Lou | 72 | 67 | 71 | 67 | 277 | 902.86 |
| T21 | Henry, Bunky | 73 | 67 | 70 | 67 | 277 | 902.86 |
| T21 | Lotz, Dick | 70 | 69 | 69 | 69 | 277 | 902.86 |
| T21 | Marr, Dave | 68 | 70 | 71 | 68 | 277 | 902.86 |
| T21 | Stone, Bob | 70 | 69 | 68 | 70 | 277 | 902.85 |
| T21 | Greene, Bert | 71 | 67 | 69 | 70 | 277 | 902.85 |
| T28 | Trevino, Lee | 73 | 67 | 68 | 70 | 278 | 725.00 |
| T28 | Hooper, Herb | 70 | 70 | 67 | 71 | 278 | 725.00 |
| T30 | Dill, Terry | 70 | 71 | 71 | 67 | 279 | 593.75 |
| T30 | Geiberger, Al | 71 | 71 | 68 | 69 | 279 | 593.75 |
| T30 | Harris, Labron | 68 | 71 | 69 | 71 | 279 | 593.75 |
| T30 | Mitchell, Bobby | 71 | 70 | 69 | 69 | 279 | 593.75 |
| T30 | Royer, Hugh | 69 | 72 | 70 | 68 | 279 | 593.75 |
| T30 | Schlee, John | 69 | 68 | 70 | 72 | 279 | 593.75 |
| T30 | Moran, Paul | 66 | 70 | 71 | 72 | 279 | 593.75 |
| T30 | Stanton, Bob | 71 | 69 | 68 | 71 | 279 | 593.75 |
| T38 | Bies, Don | 68 | 66 | 73 | 73 | 280 | 462.50 |
| T38 | Douglass, Dale | 74 | 67 | 69 | 70 | 280 | 462.50 |
| T38 | Garrett, Bill | 69 | 67 | 74 | 70 | 280 | 462.50 |
| T38 | Heard, Jerry | 73 | 68 | 73 | 66 | 280 | 462.50 |
| T42 | Aaron, Tommy | 70 | 68 | 73 | 70 | 281 | 286.67 |
| T42 | Beard, Frank | 73 | 68 | 70 | 70 | 281 | 286.67 |
| T42 | Colbert, Jim | 66 | 72 | 71 | 72 | 281 | 286.66 |
| T42 | Dickson, Bob | 71 | 71 | 70 | 69 | 281 | 286.67 |
| T42 | Ferrell, Gene | 71 | 67 | 72 | 71 | 281 | 286.66 |
| T42 | Ford, Doug | 73 | 69 | 71 | 68 | 281 | 286.67 |
| T42 | Massengale, Don | 69 | 73 | 69 | 70 | 281 | 286.67 |
| T42 | Still, Ken | 72 | 69 | 70 | 70 | 281 | 286.67 |
| T42 | Wiechers, Jim | 71 | 69 | 69 | 72 | 281 | 286.66 |
| T51 | Carr, Joe | 67 | 68 | 73 | 74 | 282 | 173.92 |
| T51 | Refram, Dean | 67 | 72 | 73 | 70 | 282 | 173.92 |
| T51 | Sanuda, Cesar | 71 | 68 | 72 | 71 | 282 | 173.92 |
| T51 | Spray, Steve | 72 | 70 | 71 | 69 | 282 | 173.92 |
| T51 | Yancey, Bert | 72 | 68 | 70 | 72 | 282 | 173.92 |
| T56 | Fetchick, Mike | 69 | 67 | 71 | 76 | 283 | 173.92 |
| T56 | Ziegler, Larry | 71 | 70 | 68 | 74 | 283 | 173.92 |
| T58 | Archer, George | 68 | 70 | 71 | 75 | 284 | 173.91 |
| T58 | Bassett, Richard | 72 | 70 | 68 | 74 | 284 | 173.91 |
| T58 | Vollmer, Wayne | 69 | 73 | 72 | 70 | 284 | 173.91 |
| T58 | Wolff, Randy | 69 | 70 | 74 | 71 | 284 | 173.91 |
| T62 | Aycock, Tommy | 69 | 73 | 73 | 70 | 285 | 173.91 |
| T62 | Shaw, Tom | 70 | 71 | 69 | 75 | 285 | 173.91 |
| T62 | Smith, Bob E. | 70 | 71 | 74 | 70 | 285 | 173.91 |
| T65 | Crowford, Richard | 68 | 70 | 78 | 70 | 286 | 173.91 |
| T65 | Funseth, Rod | 74 | 67 | 74 | 71 | 286 | 173.91 |
| T67 | McGee, Jerry | 72 | 68 | 70 | 77 | 287 | 173.91 |
| T67 | Picard, Jimmy | 68 | 70 | 73 | 76 | 287 | 173.91 |
| 69 | Sifford, Charles | 71 | 71 | 76 | 71 | 289 | 173.91 |
| T70 | Knudson, George | 73 | 69 | 73 | 75 | 290 | 173.91 |
| T70 | Rodgers, Phil | 68 | 72 | 75 | 75 | 290 | 173.91 |
| 72 | Weaver, DeWitt | 71 | 70 | 74 | 77 | 292 | 173.91 |
| 73 | Underwood, Hal | 71 | 71 | 79 | 72 | 293 | 173.91 |

TOURNAMENT RESULTS

1969 GREATER HARTFORD OPEN

September 2-5, 1969

\$100,000 Purse

Champion: Bob Lunn

Sudden Death Playoff

LEADERS:

First Round: Joel Goldstrand, Bob Murphy and J.C. Snead were tied at 5-under 66, one ahead of eight players at 4-under 67.

Second Round: Gay Brewer fired a five-under-par 66 to take a one-stroke lead over Bob Lunn and Phil Rodgers at 8-under 134. Five other players were two strokes back at six-under 136.

Third Round: Lunn sat at 12-under 201, one shot clear of Dave Hill and Howie Johnson. Gay Brewer and Dave Stockton were two shots back at 10-under 203.

Cut: No Cut.



| | Player | 1R | 2R | 3R | 4R | Total | Money |
|-----|---------------------|----|----|----|----|-------|-------------|
| 1 | Lunn, Bob | 67 | 68 | 66 | 67 | 268 | \$20,000.00 |
| 2 | Hill, Dave | 68 | 68 | 66 | 66 | 268 | 11,400.00 |
| 3 | Stockton, Dave | 69 | 67 | 67 | 66 | 269 | 7,100.00 |
| T4 | Brewer, Gay | 68 | 66 | 69 | 68 | 271 | 4,400.00 |
| T4 | Greene, Bert | 69 | 67 | 70 | 65 | 271 | 4,400.00 |
| 6 | Johnson, Howie | 72 | 67 | 63 | 70 | 272 | 3,600.00 |
| 7 | Nicklaus, Jack | 68 | 68 | 69 | 68 | 273 | 3,200.00 |
| T8 | Beman, Deane | 70 | 69 | 65 | 70 | 274 | 2,510.00 |
| T8 | Graham, Lou | 72 | 67 | 68 | 67 | 274 | 2,510.00 |
| T8 | Hinson, Larry | 69 | 69 | 68 | 68 | 274 | 2,510.00 |
| T8 | Sikes, R.H. | 67 | 70 | 67 | 70 | 274 | 2,510.00 |
| T8 | Snead, J.C. | 66 | 74 | 66 | 68 | 274 | 2,510.00 |
| T13 | Colbert, Jim | 71 | 67 | 67 | 70 | 275 | 1,700.00 |
| T13 | Elder, Lee | 70 | 71 | 65 | 69 | 275 | 1,700.00 |
| T13 | Rodgers, Phil | 67 | 68 | 71 | 69 | 275 | 1,700.00 |
| T13 | Trevino, Lee | 70 | 67 | 68 | 70 | 275 | 1,700.00 |
| T13 | Zarley, Kermit | 69 | 69 | 68 | 69 | 275 | 1,700.00 |
| T18 | Irwin, Hale | 68 | 72 | 70 | 66 | 276 | 1,350.00 |
| T18 | Murphy, Bob | 66 | 73 | 68 | 69 | 276 | 1,350.00 |
| T20 | Bies, Don | 68 | 71 | 71 | 67 | 277 | 964.29 |
| T20 | Charles, Bob | 68 | 70 | 69 | 70 | 277 | 964.29 |
| T20 | Douglass, Dale | 70 | 68 | 68 | 71 | 277 | 964.28 |
| T20 | Reid, Steve | 70 | 68 | 71 | 68 | 277 | 964.29 |
| T20 | Sifford, Charles | 74 | 65 | 73 | 65 | 277 | 964.29 |
| T20 | Sikes, Dan | 72 | 68 | 67 | 70 | 277 | 964.28 |
| T20 | Peterson, Les | 68 | 71 | 68 | 70 | 277 | 964.28 |
| T27 | Casper, Billy | 70 | 68 | 70 | 70 | 278 | 725.00 |
| T27 | Eichelberger, Dave | 70 | 71 | 68 | 69 | 278 | 725.00 |
| T27 | Sanders, Doug | 70 | 68 | 70 | 70 | 278 | 725.00 |
| T27 | Underwood, Hal | 67 | 71 | 67 | 73 | 278 | 725.00 |
| T31 | Lotz, Dick | 72 | 67 | 69 | 71 | 279 | 612.50 |
| T31 | Mitchell, Bobby | 68 | 72 | 70 | 69 | 279 | 612.50 |
| T31 | Coon, Ross | 70 | 67 | 72 | 70 | 279 | 612.50 |
| T31 | Pace, Roy | 67 | 72 | 69 | 71 | 279 | 612.50 |
| T35 | Barber, Miller | 71 | 69 | 70 | 70 | 280 | 495.71 |
| T35 | Crampton, Bruce | 71 | 70 | 70 | 69 | 280 | 495.71 |
| T35 | Shaw, Tom | 71 | 68 | 72 | 69 | 280 | 495.72 |
| T35 | Still, Ken | 72 | 68 | 72 | 68 | 280 | 495.72 |
| T35 | Abbott, Jerry | 67 | 71 | 73 | 69 | 280 | 495.72 |
| T35 | Goldstrand, Joel | 66 | 74 | 67 | 73 | 280 | 495.71 |
| T35 | Wolff, Randy | 68 | 69 | 68 | 75 | 280 | 495.71 |
| T42 | Beard, Frank | 72 | 69 | 71 | 69 | 281 | 297.50 |
| T42 | Harney, Paul | 68 | 73 | 72 | 68 | 281 | 297.50 |
| T42 | Jones, Grier | 70 | 72 | 71 | 68 | 281 | 297.50 |
| T42 | Mowry, Larry | 70 | 68 | 73 | 70 | 281 | 297.50 |
| T42 | Brown, Cliff | 70 | 70 | 71 | 70 | 281 | 297.50 |
| T42 | Fraser, Howell | 71 | 70 | 71 | 69 | 281 | 297.50 |
| T42 | Rautmann, Dick | 71 | 69 | 71 | 70 | 281 | 297.50 |
| T42 | Sears, Larry | 72 | 69 | 71 | 69 | 281 | 297.50 |
| T50 | Dickinson, Gardner | 73 | 70 | 69 | 70 | 282 | 165.71 |
| T50 | Jacobs, Tommy | 72 | 69 | 71 | 70 | 282 | 165.71 |
| T50 | Miller, Johnny | 72 | 71 | 68 | 71 | 282 | 165.71 |
| T50 | Smith, Bob E. | 67 | 70 | 75 | 70 | 282 | 165.72 |
| T50 | Hooper, Herb | 72 | 67 | 73 | 70 | 282 | 165.72 |
| T50 | Lotz, John | 68 | 70 | 72 | 72 | 282 | 165.71 |
| T50 | Montgomery, Jack | 71 | 72 | 71 | 68 | 282 | 165.72 |
| T57 | Baird, Butch | 70 | 69 | 71 | 73 | 283 | 160.00 |
| T57 | Kennedy, John | 69 | 70 | 74 | 70 | 283 | 160.00 |
| T57 | Stanton, Bob | 68 | 73 | 72 | 70 | 283 | 160.00 |
| T60 | Balding, Al | 69 | 67 | 72 | 76 | 284 | 160.00 |
| T60 | Harris, Labron | 71 | 72 | 70 | 71 | 284 | 160.00 |
| T62 | Carr, Joe | 70 | 69 | 74 | 72 | 285 | 160.00 |
| T62 | Cerrudo, Ron | 72 | 71 | 71 | 71 | 285 | 160.00 |
| T62 | Dill, Terry | 73 | 70 | 69 | 73 | 285 | 160.00 |
| T62 | Boynton, Frank | 70 | 70 | 72 | 73 | 285 | 160.00 |
| T62 | Stranahan, Dick | 71 | 69 | 73 | 72 | 285 | 160.00 |
| T67 | Maxwell, Billy | 72 | 70 | 74 | 70 | 286 | 160.00 |
| T67 | Rudolph, Mason | 74 | 69 | 75 | 68 | 286 | 160.00 |
| 69 | Harmon, Jr., Claude | 68 | 71 | 76 | 72 | 287 | 160.00 |
| T70 | Marr, Dave | 71 | 72 | 72 | 73 | 288 | 160.00 |
| T70 | McGee, Jerry | 73 | 68 | 75 | 72 | 288 | 160.00 |
| T70 | Yancey, Bert | 71 | 70 | 71 | 76 | 288 | 160.00 |
| T73 | Roesink, Martin | 67 | 74 | 76 | 75 | 292 | 160.00 |
| T73 | Winter, Terry | 70 | 73 | 71 | 78 | 292 | 160.00 |
| 75 | Botts, Rafe | 76 | 67 | 70 | 80 | 293 | 160.00 |

TOURNAMENT RESULTS

1968 GREATER HARTFORD OPEN

September 5-8, 1968

\$100,000 Purse

Champion: Billy Casper

LEADERS:

First Round: Bruce Crompton recorded a 6-under 65 to lead Al Balding, Ron Cerrudo, Billy Maxwell, Mason Rudolph and Ken Still by two shots.

Second Round: Crompton moved to 10-under 132, one shot clear of Al Balding and Billy Casper. Raymond Floyd, J.C. Goosie, Bobby Mitchell and Dave Stockton were four shots back.

Third Round: Casper sat at 13-under 200, two shots ahead of Crompton. Stockton and Floyd were three and four shots behind respectively.

Cut: No Cut.



| | Player | 1R | 2R | 3R | 4R | Total | Money |
|-----|--------------------|----|----|----|----|-------|-------------|
| 1 | Casper, Billy | 68 | 65 | 67 | 66 | 266 | \$20,000.00 |
| 2 | Crompton, Bruce | 65 | 67 | 70 | 67 | 269 | 12,000.00 |
| 3 | Floyd, Raymond | 69 | 67 | 68 | 67 | 271 | 75,000.00 |
| 4 | Stockton, Dave | 68 | 68 | 67 | 71 | 274 | 5,000.00 |
| T5 | Rudolph, Mason | 67 | 70 | 70 | 68 | 275 | 4,050.00 |
| T5 | Still, Ken | 67 | 71 | 67 | 70 | 275 | 4,050.00 |
| T7 | Johnson, Howie | 68 | 69 | 70 | 69 | 276 | 2,975.00 |
| T7 | Marr, Dave | 68 | 71 | 67 | 70 | 276 | 2,975.00 |
| T7 | Smith, Bob E. | 69 | 71 | 70 | 66 | 276 | 2,975.00 |
| T7 | Montgomery, Jack | 72 | 67 | 69 | 68 | 276 | 2,975.00 |
| T11 | Nichols, Bobby | 72 | 70 | 70 | 65 | 277 | 2,200.00 |
| T11 | Thompson, Rocky | 68 | 69 | 69 | 71 | 277 | 2,200.00 |
| T11 | McGowan, Jack | 69 | 68 | 72 | 68 | 277 | 2,200.00 |
| T14 | Fetchick, Mike | 69 | 70 | 73 | 66 | 278 | 1,800.00 |
| T14 | Goosie, J.C. | 70 | 66 | 72 | 70 | 278 | 1,800.00 |
| T14 | Boynton, Frank | 71 | 71 | 71 | 65 | 278 | 1,800.00 |
| T17 | Cole, Bobby | 69 | 71 | 68 | 71 | 279 | 1,300.00 |
| T17 | Henning, Harold | 69 | 68 | 72 | 70 | 279 | 1,300.00 |
| T17 | Lunn, Bob | 70 | 69 | 73 | 67 | 279 | 1,300.00 |
| T17 | Mitchell, Bobby | 68 | 68 | 71 | 72 | 279 | 1,300.00 |
| T17 | Pott, Johnny | 69 | 68 | 73 | 69 | 279 | 1,300.00 |
| T17 | Sifford, Charles | 70 | 72 | 66 | 71 | 279 | 1,300.00 |
| T17 | Yates, Wayne | 70 | 69 | 68 | 72 | 279 | 1,300.00 |
| T24 | Balding, Al | 67 | 66 | 76 | 71 | 280 | 816.66 |
| T24 | Cerrudo, Ron | 67 | 72 | 72 | 69 | 280 | 816.67 |
| T24 | Douglass, Dale | 70 | 69 | 72 | 69 | 280 | 816.67 |
| T24 | Rodgers, Phil | 70 | 70 | 71 | 69 | 280 | 816.66 |
| T24 | Verwey, Bob | 70 | 69 | 71 | 70 | 280 | 816.66 |
| T24 | Ellis, Wes | 69 | 71 | 72 | 68 | 280 | 816.67 |
| T30 | Colbert, Jim | 75 | 67 | 68 | 71 | 281 | 675.00 |
| T30 | Harney, Paul | 70 | 71 | 70 | 70 | 281 | 675.00 |
| T30 | Sikes, R.H. | 72 | 70 | 66 | 73 | 281 | 675.00 |
| T30 | Funseth, Rod | 70 | 70 | 70 | 71 | 281 | 675.00 |
| T30 | Horn, Rod | 72 | 68 | 70 | 71 | 281 | 675.00 |
| T35 | Blancas, Homero | 73 | 69 | 71 | 69 | 282 | 562.50 |
| T35 | Devlin, Bruce | 69 | 72 | 71 | 70 | 282 | 562.50 |
| T35 | Hebert, Jay | 70 | 70 | 70 | 72 | 282 | 562.50 |
| T35 | Maxwell, Billy | 67 | 73 | 72 | 70 | 282 | 562.50 |
| T39 | Lotz, Dick | 71 | 70 | 69 | 73 | 283 | 471.66 |
| T39 | Wiechers, Jim | 74 | 68 | 71 | 70 | 283 | 471.66 |
| T39 | Thompson, Alvie | 70 | 67 | 71 | 75 | 283 | 471.66 |
| 42 | Nagle, Kel | 71 | 70 | 69 | 74 | 284 | 400.00 |
| T43 | Crawford, Richard | 70 | 69 | 74 | 72 | 285 | 171.67 |
| T43 | Grant, Jim | 73 | 68 | 71 | 73 | 285 | 171.67 |
| T43 | Langley, Jim | 71 | 68 | 71 | 75 | 285 | 171.66 |
| T43 | McBee, Rives | 72 | 70 | 73 | 70 | 285 | 171.67 |
| T43 | Reid, Steve | 71 | 69 | 74 | 71 | 285 | 171.67 |
| T43 | Royer, Hugh | 71 | 71 | 72 | 71 | 285 | 171.67 |
| T43 | Pace, Roy | 70 | 73 | 72 | 70 | 285 | 171.67 |
| T43 | Greene, Bert | 71 | 72 | 70 | 72 | 285 | 171.67 |
| T43 | Fulton, Ken | 70 | 73 | 73 | 69 | 285 | 171.67 |
| T43 | Wilcox, Terry | 70 | 70 | 71 | 74 | 285 | 171.66 |
| T43 | Lotz, John | 69 | 72 | 75 | 69 | 285 | 171.67 |
| T43 | Riegel, Skee | 68 | 70 | 72 | 75 | 285 | 171.66 |
| T55 | Dill, Terry | 73 | 70 | 73 | 70 | 286 | 0 |
| T55 | Rodriguez, Chi Chi | 70 | 71 | 74 | 71 | 286 | 0 |
| T55 | Coon, Ross | 71 | 71 | 75 | 69 | 286 | 0 |
| T55 | Houts, Charles | 73 | 68 | 73 | 72 | 286 | 0 |
| T59 | Henry, Bunky | 70 | 72 | 74 | 71 | 287 | 0 |
| T59 | McLendon, Mac | 68 | 71 | 72 | 76 | 287 | 0 |
| T59 | Stranahan, Dick | 70 | 72 | 75 | 70 | 287 | 0 |
| T59 | Abbott, Jerry | 73 | 69 | 75 | 70 | 287 | 0 |
| T63 | Ford, Doug | 70 | 71 | 72 | 75 | 288 | 0 |
| T63 | Brown, Cliff | 70 | 70 | 73 | 75 | 288 | 0 |
| 65 | Spray, Steve | 72 | 67 | 78 | 73 | 290 | 0 |
| 66 | Shankland, Craig | 71 | 72 | 77 | 71 | 291 | 0 |
| 67 | Mowry, Larry | 72 | 71 | 72 | 77 | 292 | 0 |
| 68 | Legrange, Cobie | 70 | 72 | 77 | 74 | 293 | 0 |

TOURNAMENT RESULTS

1967 GREATER HARTFORD OPEN

August 17-20, 1967

\$100,000 Purse

Champion: Charles Sifford

LEADERS:

First Round: Gary Player recorded a 6-under 65 to lead Terry Dill by one shot and Bob Lunn and Lee Trevino by two.

Second Round: Dave Hill at 9-under 133 led Dill and Player by one stroke and Doug Ford by two strokes.

Third Round: Dill sat at 10-under 203, one shot ahead of Ford, Hill, Dave Marr, Dan Sikes and Dudley Wysong.

Cut: No Cut.



| | Player | 1R | 2R | 3R | 4R | Total | Money |
|-----|--------------------|----|----|----|----|-------|-------------|
| 1 | Sifford, Charles | 69 | 70 | 69 | 64 | 272 | \$20,000.00 |
| 2 | Oppermann, Steve | 70 | 67 | 69 | 67 | 273 | 12,000.00 |
| T3 | Floyd, Raymond | 68 | 70 | 68 | 68 | 274 | 5,150.00 |
| T3 | Ford, Doug | 68 | 67 | 69 | 70 | 274 | 5,150.00 |
| T3 | Player, Gary | 65 | 69 | 71 | 69 | 274 | 5,150.00 |
| T3 | Sikes, Dan | 72 | 65 | 67 | 70 | 274 | 5,150.00 |
| T7 | Beard, Frank | 68 | 69 | 69 | 69 | 275 | 3,100.00 |
| T7 | Dill, Terry | 66 | 68 | 69 | 72 | 275 | 3,100.00 |
| T7 | Nagle, Kel | 69 | 68 | 70 | 68 | 275 | 3,100.00 |
| T10 | Balding, Al | 71 | 69 | 69 | 67 | 276 | 2,150.00 |
| T10 | Cole, Bobby | 70 | 68 | 70 | 68 | 276 | 2,150.00 |
| T10 | Geiberger, Al | 71 | 70 | 68 | 67 | 276 | 2,150.00 |
| T10 | Hill, Dave | 72 | 61 | 71 | 72 | 276 | 2150.00 |
| T10 | Marr, Dave | 69 | 68 | 67 | 72 | 276 | 2,150.00 |
| T10 | Trevino, Lee | 67 | 69 | 72 | 68 | 276 | 2,150.00 |
| T16 | Weiskopf, Tom | 71 | 69 | 69 | 68 | 277 | 1,600.00 |
| T16 | Wysong, Dudley | 70 | 67 | 67 | 73 | 277 | 1,600.00 |
| T16 | Steelsmith, Jerry | 68 | 70 | 70 | 69 | 277 | 1,600.00 |
| T19 | Henning, Harold | 69 | 69 | 71 | 69 | 278 | 1,350.00 |
| T19 | Brown, Cliff | 75 | 67 | 68 | 68 | 278 | 1,350.00 |
| T21 | Aaron, Tommy | 69 | 71 | 72 | 67 | 279 | 953.57 |
| T21 | Coody, Charles | 71 | 71 | 71 | 66 | 279 | 953.57 |
| T21 | Douglass, Dale | 69 | 74 | 68 | 68 | 279 | 953.57 |
| T21 | Goalby, Bob | 71 | 69 | 71 | 68 | 279 | 953.57 |
| T21 | Harney, Paul | 71 | 68 | 70 | 70 | 279 | 953.57 |
| T21 | Marti, Fred | 72 | 68 | 68 | 71 | 279 | 953.57 |
| T21 | Martindale, Bill | 71 | 72 | 70 | 66 | 279 | 953.58 |
| T28 | Charles, Bob | 71 | 68 | 73 | 68 | 280 | 737.50 |
| T28 | Little, Gene | 70 | 69 | 69 | 72 | 280 | 737.50 |
| T28 | Thompson, Rocky | 71 | 69 | 70 | 70 | 280 | 737.50 |
| T28 | Zembriski, Walter | 69 | 74 | 68 | 69 | 280 | 737.50 |
| T32 | Blancas, Homero | 74 | 69 | 70 | 68 | 281 | 625.00 |
| T32 | Johnson, Howie | 71 | 70 | 71 | 69 | 281 | 625.00 |
| T32 | Stockton, Dave | 69 | 72 | 72 | 68 | 281 | 625.00 |
| T32 | Wall, Art | 70 | 68 | 72 | 71 | 281 | 625.00 |
| T32 | Makalena, Ted | 69 | 69 | 74 | 69 | 281 | 625.00 |
| T37 | Archer, George | 69 | 72 | 70 | 71 | 282 | 512.50 |
| T37 | Hiskey, Babe | 69 | 71 | 69 | 73 | 282 | 512.50 |
| T37 | Still, Ken | 73 | 69 | 71 | 69 | 282 | 512.50 |
| T37 | Legrange, Cobie | 69 | 72 | 71 | 70 | 282 | 512.50 |
| T41 | Grant, Jim | 73 | 68 | 74 | 68 | 283 | 0 |
| T41 | Rudolph, Mason | 73 | 69 | 69 | 72 | 283 | 400.00 |
| T41 | Baxter, Rex | 68 | 71 | 73 | 71 | 283 | 400.00 |
| T41 | Ward, Lester | 72 | 68 | 74 | 69 | 283 | 400.00 |
| T45 | Baird, Butch | 71 | 71 | 71 | 71 | 284 | 300.00 |
| T45 | Mayer, Dick | 70 | 72 | 70 | 72 | 284 | 300.00 |
| T47 | Botts, Rafe | 72 | 71 | 74 | 68 | 285 | 220.00 |
| T47 | Mowry, Larry | 68 | 75 | 72 | 70 | 285 | 220.00 |
| T47 | Yancey, Bert | 72 | 69 | 73 | 71 | 285 | 220.00 |
| T47 | Toscano, Harry | 70 | 73 | 74 | 68 | 285 | 220.00 |
| T47 | Verwey, Bob | 71 | 70 | 74 | 70 | 285 | 220.00 |
| T52 | Eichelberger, Dave | 69 | 70 | 76 | 71 | 286 | 0 |
| T52 | Lunn, Bob | 67 | 76 | 70 | 73 | 286 | 0 |
| T52 | McBee, Rives | 70 | 73 | 71 | 72 | 286 | 0 |
| T52 | Rodriguez, Chi Chi | 69 | 71 | 72 | 74 | 286 | 0 |
| T52 | Ziegler, Larry | 74 | 69 | 76 | 67 | 286 | 0 |
| T52 | Coon, Ross | 74 | 69 | 71 | 72 | 286 | 0 |
| T52 | Funseth, Rod | 69 | 71 | 74 | 72 | 286 | 0 |
| T52 | Bondeson, Paul | 69 | 73 | 74 | 70 | 286 | 0 |
| T52 | Shave, Jr., Bob | 74 | 69 | 72 | 71 | 286 | 0 |
| T61 | Crampton, Bruce | 69 | 70 | 73 | 76 | 288 | 0 |
| T61 | Harris, Labron | 69 | 74 | 72 | 73 | 288 | 0 |
| T61 | Martinez, Richard | 73 | 68 | 76 | 71 | 288 | 0 |
| T61 | Schlee, John | 72 | 69 | 69 | 78 | 288 | 0 |
| T65 | Petri, Randy | 73 | 68 | 77 | 71 | 289 | 0 |
| T65 | Antonio, Jr., Alex | 70 | 72 | 74 | 73 | 289 | 0 |
| T67 | Wilcox, Terry | 74 | 67 | 73 | 76 | 290 | 0 |
| T68 | Refram, Dean | 73 | 69 | 79 | 71 | 292 | 0 |
| T68 | Dolan, Jay | 69 | 70 | 78 | 75 | 292 | 0 |
| T70 | Cleary, John | 72 | 71 | 77 | 75 | 295 | 0 |
| T70 | Weber, Ron | 68 | 74 | 79 | 74 | 295 | 0 |
| 72 | Doss, Jackie | 72 | 71 | 75 | 80 | 298 | 0 |

TOURNAMENT RESULTS

1966 INSURANCE CITY OPEN

August 18-21, 1966

\$100,000 Purse

Champion: Art Wall



LEADERS:

First Round: Homero Blancas, Wes Ellis and Art Wall shared the lead at 6-under 65 with Kel Nagel one shot back. Nine players were T5 at 4-under, two shots back.

Second Round: Wall moved to 13-under 129, one shot ahead of Ellis and three shots clear of Julius Boros.

Third Round: Ellis and Wall shared the lead at 15-under 198, four strokes clear of George Archer, Boros and Billy Casper. Ed Griffiths, Steve Oppermann were six strokes back at 9-under 204.

Cut: No Cut.

| | Player | 1R | 2R | 3R | 4R | Total | Money |
|-----|---------------------|----|----|----|----|-------|-------------|
| 1 | Wall, Art | 65 | 64 | 69 | 68 | 266 | \$20,000.00 |
| 2 | Ellis, Wes | 65 | 65 | 68 | 70 | 268 | 12,000.00 |
| T3 | Archer, George | 71 | 67 | 64 | 67 | 269 | 6,250.00 |
| T3 | Casper, Billy | 69 | 69 | 64 | 67 | 269 | 6,250.00 |
| 5 | Boros, Julius | 67 | 65 | 70 | 68 | 270 | 4,300.00 |
| T6 | Grant, Jim | 68 | 69 | 70 | 64 | 271 | 0 |
| T6 | Bondeson, Paul | 69 | 68 | 68 | 66 | 271 | 3,800.00 |
| 8 | Blancas, Homero | 65 | 71 | 69 | 67 | 272 | 3,400.00 |
| T9 | Geiberger, Al | 67 | 70 | 68 | 68 | 273 | 2,620.00 |
| T9 | Harney, Paul | 68 | 67 | 71 | 67 | 273 | 2,620.00 |
| T9 | Rosburg, Bob | 70 | 68 | 67 | 68 | 273 | 2,620.00 |
| T9 | Zarley, Kermit | 69 | 70 | 66 | 68 | 273 | 2,620.00 |
| T9 | Nagle, Kel | 66 | 72 | 70 | 65 | 273 | 2,620.00 |
| T14 | Hill, Dave | 67 | 70 | 69 | 68 | 274 | 1,950.00 |
| T14 | Ragan, Dave | 68 | 68 | 72 | 66 | 274 | 1,950.00 |
| T16 | Crampton, Bruce | 69 | 65 | 75 | 66 | 275 | 1,550.00 |
| T16 | Goalby, Bob | 69 | 71 | 68 | 67 | 275 | 1,550.00 |
| T16 | Little, Gene | 68 | 68 | 70 | 69 | 275 | 1,550.00 |
| T16 | Marr, Dave | 69 | 67 | 70 | 69 | 275 | 1,550.00 |
| T16 | Maxwell, Billy | 68 | 69 | 69 | 69 | 275 | 1,550.00 |
| T16 | Oppermann, Steve | 71 | 69 | 64 | 71 | 275 | 1,550.00 |
| T22 | Collins, Bill | 70 | 69 | 70 | 67 | 276 | 1,050.00 |
| T22 | January, Don | 67 | 70 | 69 | 70 | 276 | 1,050.00 |
| T22 | Wysong, Dudley | 72 | 64 | 70 | 70 | 276 | 1,050.00 |
| T22 | Dolan, Jay | 68 | 68 | 70 | 70 | 276 | 1,050.00 |
| T26 | Nichols, Bobby | 67 | 70 | 69 | 71 | 277 | 800.00 |
| T26 | Thomson, Peter | 67 | 75 | 66 | 69 | 277 | 800.00 |
| T26 | Funseth, Rod | 70 | 71 | 67 | 69 | 277 | 800.00 |
| T26 | Griffiths, Ed | 67 | 68 | 69 | 73 | 277 | 800.00 |
| T26 | McGowan, Jack | 68 | 70 | 69 | 70 | 277 | 800.00 |
| T31 | Barber, Miller | 75 | 66 | 67 | 70 | 278 | 650.00 |
| T31 | Jacobs, Tommy | 73 | 68 | 67 | 70 | 278 | 650.00 |
| T31 | Mowry, Larry | 68 | 72 | 67 | 71 | 278 | 650.00 |
| T31 | Royer, Hugh | 68 | 68 | 71 | 71 | 278 | 650.00 |
| T31 | Souchak, Mike | 69 | 69 | 71 | 69 | 278 | 650.00 |
| T31 | Weiskopf, Tom | 67 | 73 | 68 | 70 | 278 | 650.00 |
| T31 | Verwey, Bob | 73 | 69 | 69 | 67 | 278 | 650.00 |
| T38 | Cody, Charles | 70 | 70 | 70 | 69 | 279 | 481.67 |
| T38 | Ferree, Jim | 72 | 69 | 73 | 65 | 279 | 481.67 |
| T38 | Pott, Johnny | 69 | 69 | 68 | 73 | 279 | 481.66 |
| T38 | Schlee, John | 72 | 68 | 67 | 72 | 279 | 481.66 |
| T38 | Cook, John H. | 72 | 66 | 70 | 71 | 279 | 481.67 |
| T38 | Towns, Ken | 69 | 68 | 70 | 72 | 279 | 481.67 |
| T44 | Courtney, Charles | 70 | 71 | 67 | 72 | 280 | 265.71 |
| T44 | Dill, Terry | 69 | 71 | 69 | 71 | 280 | 265.71 |
| T44 | Fetchick, Mike | 72 | 70 | 68 | 70 | 280 | 265.72 |
| T44 | Brown, Cliff | 67 | 72 | 72 | 69 | 280 | 265.72 |
| T44 | De Vicenzo, Roberto | 72 | 70 | 71 | 67 | 280 | 265.72 |
| T44 | Vossler, Ernie | 72 | 67 | 69 | 72 | 280 | 265.71 |
| T44 | Zimmerman, Robert | 68 | 70 | 71 | 71 | 280 | 265.71 |
| T51 | Aaron, Tommy | 69 | 70 | 72 | 70 | 281 | 33.34 |
| T51 | Cole, Bobby | 69 | 69 | 69 | 74 | 281 | 0 |
| T51 | Devlin, Bruce | 73 | 69 | 70 | 69 | 281 | 33.33 |
| T51 | Sifford, Charles | 70 | 71 | 70 | 70 | 281 | 33.33 |
| T51 | Thompson, Rocky | 71 | 71 | 72 | 67 | 281 | 33.34 |
| T51 | Smith, Ron | 69 | 69 | 72 | 71 | 281 | 0 |
| T51 | Crowley, Bob | 71 | 71 | 67 | 72 | 281 | 33.33 |
| T51 | Martindale, Bill | 69 | 70 | 70 | 72 | 281 | 33.33 |
| T59 | Palmer, Arnold | 68 | 67 | 70 | 77 | 282 | 0 |
| T59 | Kelly, Paul | 71 | 71 | 70 | 70 | 282 | 0 |
| T59 | Rubis, Ed | 72 | 70 | 70 | 70 | 282 | 0 |
| T59 | Emmons, Billy | 70 | 67 | 74 | 71 | 282 | 0 |
| T63 | Reid, Steve | 69 | 72 | 73 | 69 | 283 | 0 |
| T63 | Baxter, Rex | 70 | 72 | 71 | 70 | 283 | 0 |
| T63 | Fuchs, Al | 69 | 72 | 74 | 68 | 283 | 0 |
| T66 | Crawford, Richard | 70 | 70 | 68 | 76 | 284 | 0 |
| T66 | Stockton, Dave | 70 | 71 | 73 | 70 | 284 | 0 |
| T66 | Yancey, Bert | 70 | 71 | 73 | 70 | 284 | 0 |
| T69 | Johnson, Howie | 73 | 67 | 73 | 72 | 285 | 0 |
| T69 | Still, Ken | 68 | 69 | 73 | 75 | 285 | 0 |
| 71 | Garrett, Wright | 70 | 72 | 71 | 73 | 286 | 0 |
| 72 | Jones, Gordon | 71 | 71 | 76 | 69 | 287 | 0 |
| 73 | Shaw, Tom | 70 | 70 | 73 | 75 | 288 | 0 |
| 74 | Evans, Tony | 74 | 68 | 75 | 72 | 289 | 0 |

TOURNAMENT RESULTS

1965 INSURANCE CITY OPEN

July 22-25, 1965

\$70,000 Purse

Champion: Billy Casper

Sudden Death Playoff

LEADERS:

First Round: Bob Goalby opened with a 7-under 64, one stroke ahead of Dick Rhyan and three strokes ahead of Tommy Aaron, John Berry, Dave Hill, Dave Marr and Sonny Methvin.

Second Round: Hill moved to 9-under 133, one shot in front of Marr and two shots ahead of Bob Goalby.

Third Round: Marr sat at 9-under 204, one shot clear of Goalby, Johnny Pott and Tom Weiskopf. Bob Crowley, Al Geiberger and Hill were two back.

Cut: No Cut



| | Player | 1R | 2R | 3R | 4R | Total | Money |
|-----|--------------------|----|----|----|----|-------|-------------|
| 1 | Casper, Billy | 70 | 72 | 66 | 66 | 274 | \$11,000.00 |
| 2 | Pott, Johnny | 71 | 68 | 66 | 69 | 274 | 6,200.00 |
| T3 | Goalby, Bob | 64 | 71 | 70 | 70 | 275 | 4,000.00 |
| T3 | Marr, Dave | 67 | 67 | 70 | 71 | 275 | 4,000.00 |
| T5 | Geiberger, Al | 69 | 67 | 70 | 70 | 276 | 2,883.34 |
| T5 | Weiskopf, Tom | 69 | 69 | 67 | 71 | 276 | 2,883.33 |
| T5 | Crowley, Bob | 70 | 67 | 69 | 70 | 276 | 2,883.33 |
| T8 | Aaron, Tommy | 67 | 70 | 72 | 68 | 277 | 2,050.00 |
| T8 | Blancas, Homero | 70 | 67 | 72 | 68 | 277 | 2,050.00 |
| T8 | Hill, Dave | 67 | 66 | 73 | 71 | 277 | 2,050.00 |
| T8 | Rodgers, Phil | 68 | 71 | 69 | 69 | 277 | 2,050.00 |
| T8 | Berry, John | 67 | 72 | 73 | 65 | 277 | 2,050.00 |
| T13 | Hebert, Jay | 68 | 68 | 75 | 67 | 278 | 1,600.00 |
| T13 | Thompson, Rocky | 71 | 72 | 67 | 68 | 278 | 1,600.00 |
| T13 | Yancey, Bert | 71 | 71 | 68 | 68 | 278 | 1,600.00 |
| T16 | Boros, Julius | 71 | 66 | 71 | 71 | 279 | 1,200.00 |
| T16 | Harney, Paul | 68 | 69 | 74 | 68 | 279 | 1,200.00 |
| T16 | Rudolph, Mason | 70 | 71 | 70 | 68 | 279 | 1,200.00 |
| T16 | Wall, Art | 73 | 68 | 72 | 66 | 279 | 1,200.00 |
| T16 | Weaver, Bert | 68 | 74 | 69 | 68 | 279 | 1,200.00 |
| T21 | Dickinson, Gardner | 68 | 70 | 69 | 73 | 280 | 777.77 |
| T21 | Hawkins, Fred | 73 | 71 | 68 | 68 | 280 | 777.78 |
| T21 | Kirkwood, Joe | 71 | 70 | 74 | 65 | 280 | 777.78 |
| T21 | Littler, Gene | 70 | 71 | 70 | 69 | 280 | 777.78 |
| T21 | Mowry, Larry | 68 | 71 | 71 | 70 | 280 | 777.78 |
| T21 | Edwards, Jerry | 69 | 73 | 67 | 71 | 280 | 777.77 |
| T21 | Steelsmith, Jerry | 72 | 68 | 70 | 70 | 280 | 777.78 |
| T21 | Bauer, Gary | 71 | 70 | 68 | 71 | 280 | 777.78 |
| T21 | Philo, Dave | 73 | 71 | 69 | 67 | 280 | 777.78 |
| T30 | Coody, Charles | 73 | 70 | 69 | 69 | 281 | 550.00 |
| T30 | Crawford, Richard | 70 | 71 | 70 | 70 | 281 | 550.00 |
| T30 | Furgol, Marty | 73 | 71 | 68 | 69 | 281 | 550.00 |
| T30 | Wharton, Frank | 72 | 70 | 69 | 70 | 281 | 550.00 |
| T30 | Oppermann, Steve | 72 | 71 | 69 | 69 | 281 | 550.00 |
| T30 | Wilcox, Terry | 68 | 75 | 69 | 69 | 281 | 550.00 |
| T30 | Gross, John | 69 | 74 | 68 | 70 | 281 | 550.00 |
| T37 | Archer, George | 72 | 71 | 72 | 67 | 282 | 350.00 |
| T37 | Ferree, Jim | 70 | 72 | 71 | 69 | 282 | 350.00 |
| T37 | Shaw, Tom | 69 | 71 | 76 | 66 | 282 | 350.00 |
| T37 | Zarley, Kermit | 72 | 70 | 69 | 71 | 282 | 350.00 |
| T37 | Baxter, Rex | 69 | 68 | 72 | 73 | 282 | 350.00 |
| T37 | Campbell, Joe | 68 | 69 | 71 | 74 | 282 | 350.00 |
| T37 | Rhyan, Dick | 65 | 72 | 74 | 71 | 282 | 350.00 |
| T37 | Beck, Larry | 71 | 73 | 69 | 69 | 282 | 350.00 |
| T37 | Carmichael, Sam | 72 | 72 | 70 | 68 | 282 | 350.00 |
| T46 | Still, Ken | 68 | 69 | 74 | 72 | 283 | 220.00 |
| T46 | Toski, Bob | 78 | 66 | 68 | 71 | 283 | 220.00 |
| T46 | Pace, Roy | 73 | 69 | 72 | 69 | 283 | 220.00 |
| T46 | Bondeson, Paul | 69 | 74 | 69 | 71 | 283 | 220.00 |
| T46 | Justa, Ed | 68 | 71 | 74 | 70 | 283 | 220.00 |
| T51 | Garrett, Bill | 70 | 70 | 73 | 71 | 284 | 0 |
| T51 | Rubis, Ed | 72 | 71 | 72 | 69 | 284 | 0 |
| T51 | Dolan, Jay | 71 | 72 | 73 | 68 | 284 | 0 |
| T51 | Botdorff, Bob | 73 | 71 | 71 | 69 | 284 | 0 |
| T55 | Barber, Miller | 72 | 70 | 72 | 71 | 285 | 0 |
| T55 | McCallister, Bob | 71 | 73 | 70 | 71 | 285 | 0 |
| T55 | Wysong, Dudley | 69 | 74 | 69 | 73 | 285 | 0 |
| T55 | Legrange, Cobie | 73 | 70 | 72 | 70 | 285 | 0 |
| T55 | Shave, Jr., Bob | 77 | 67 | 71 | 70 | 285 | 0 |
| T55 | Walker, James | 69 | 74 | 72 | 70 | 285 | 0 |
| T61 | Dill, Terry | 72 | 68 | 76 | 70 | 286 | 0 |
| T61 | Johnson, Howie | 74 | 69 | 73 | 70 | 286 | 0 |
| T61 | Ford, Bobby | 73 | 71 | 73 | 69 | 286 | 0 |
| T64 | Brown, Pete | 73 | 70 | 72 | 72 | 287 | 0 |
| T64 | Graham, Lou | 73 | 69 | 71 | 74 | 287 | 0 |
| T64 | Hebert, Lionel | 69 | 74 | 76 | 68 | 287 | 0 |
| T64 | Kay, Bob | 72 | 72 | 73 | 70 | 287 | 0 |
| T64 | Methvin, Sonny | 67 | 73 | 78 | 69 | 287 | 0 |
| T69 | Mitchell, Gene | 71 | 70 | 73 | 74 | 288 | 0 |
| T69 | Zimmerman, Robert | 72 | 72 | 71 | 73 | 288 | 0 |
| T69 | Cichon, Walter | 69 | 74 | 72 | 73 | 288 | 0 |
| T69 | McGowan, Jack | 73 | 69 | 73 | 73 | 288 | 0 |
| T73 | Crampton, Bruce | 68 | 73 | 77 | 71 | 289 | 0 |
| T73 | Lotz, Dick | 71 | 73 | 72 | 73 | 289 | 0 |
| T73 | Refram, Dean | 69 | 72 | 73 | 75 | 289 | 0 |
| T73 | Baluik, Stan | 74 | 70 | 72 | 73 | 289 | 0 |
| T77 | Towns, Ken | 72 | 70 | 71 | 77 | 290 | 0 |
| T77 | Reith, Bob | 70 | 72 | 74 | 74 | 290 | 0 |
| T77 | Raymond, Lee | 69 | 72 | 73 | 76 | 290 | 0 |
| T80 | Reid, Steve | 69 | 70 | 75 | 77 | 291 | 0 |
| T80 | Rule, Jack | 73 | 71 | 72 | 75 | 291 | 0 |

TOURNAMENT RESULTS

1964 INSURANCE CITY OPEN

July 23-26, 1964

\$50,000 Purse

Champion: Ken Venturi

LEADERS:

First Round: Al Geiberger opened with a 7-under 64, good for a two stroke advantage over Al Besselink, Jim Ferree, Jack Rule and Bert Yancey.

Second Round: Besselink, Yancey and Ken Venturi shared the lead at 9-under 133, one shot clear of Ferree and Geiberger.

Third Round: Besselink and Venturi shared the lead at 11-under 202, one shot ahead of Sam Carmichael and two shots ahead of Rule and Yancey.

Cut: No Cut



| | Player | 1R | 2R | 3R | 4R | Total | Money |
|-----|--------------------|----|----|----|----|-------|------------|
| 1 | Venturi, Ken | 70 | 63 | 69 | 71 | 273 | \$7,500.00 |
| T2 | Besselink, Al | 66 | 67 | 69 | 72 | 274 | 3,400.00 |
| T2 | Grant, Jim | 70 | 67 | 70 | 67 | 274 | 0.00 |
| T2 | Bondeson, Paul | 72 | 68 | 69 | 65 | 274 | 3,400.00 |
| T2 | Carmichael, Sam | 67 | 68 | 68 | 71 | 274 | 3,400.00 |
| T6 | Collins, Bill | 69 | 69 | 67 | 70 | 275 | 2,450.00 |
| T6 | Yancey, Bert | 66 | 67 | 71 | 71 | 275 | 2,450.00 |
| T8 | Casper, Billy | 69 | 69 | 71 | 67 | 276 | 1,750.00 |
| T8 | Crawford, Richard | 69 | 67 | 72 | 68 | 276 | 1,750.00 |
| T8 | Zarley, Kermit | 71 | 72 | 68 | 65 | 276 | 1,750.00 |
| T8 | Edwards, Jerry | 71 | 66 | 71 | 68 | 276 | 1,750.00 |
| T12 | Geiberger, Al | 64 | 70 | 71 | 72 | 277 | 1,300.00 |
| T12 | Johnson, Howie | 70 | 69 | 71 | 67 | 277 | 1,300.00 |
| T12 | Snead, Sam | 69 | 68 | 72 | 68 | 277 | 1,300.00 |
| T15 | Aaron, Tommy | 68 | 69 | 68 | 73 | 278 | 872.22 |
| T15 | Balding, Al | 69 | 69 | 71 | 69 | 278 | 872.22 |
| T15 | Brown, Pete | 68 | 69 | 72 | 69 | 278 | 872.22 |
| T15 | Ferree, Jim | 66 | 68 | 74 | 70 | 278 | 872.22 |
| T15 | Hebert, Jay | 71 | 68 | 69 | 70 | 278 | 872.22 |
| T15 | Mowry, Larry | 72 | 68 | 73 | 65 | 278 | 872.23 |
| T15 | Beck, Larry | 67 | 72 | 72 | 67 | 278 | 872.23 |
| T15 | Raymond, Lee | 69 | 70 | 69 | 70 | 278 | 872.22 |
| T15 | Shave, Jr., Bob | 68 | 71 | 68 | 71 | 278 | 872.22 |
| T24 | Hebert, Lionel | 70 | 69 | 70 | 70 | 279 | 662.50 |
| T24 | Nichols, Bobby | 70 | 70 | 69 | 70 | 279 | 662.50 |
| T24 | Rule, Jack | 66 | 70 | 68 | 75 | 279 | 662.50 |
| T24 | Adamson, Bob | 71 | 70 | 69 | 69 | 279 | 662.50 |
| T28 | Hawkins, Fred | 68 | 68 | 72 | 72 | 280 | 562.50 |
| T28 | Wysong, Dudley | 72 | 67 | 71 | 70 | 280 | 562.50 |
| T28 | Stranahan, Dick | 69 | 69 | 70 | 72 | 280 | 562.50 |
| T28 | Pittman, Jerry | 70 | 67 | 73 | 70 | 280 | 562.50 |
| T32 | Bayer, George | 70 | 71 | 67 | 73 | 281 | 375.00 |
| T32 | Douglass, Dale | 68 | 72 | 67 | 74 | 281 | 375.00 |
| T32 | Floyd, Raymond | 69 | 67 | 74 | 71 | 281 | 375.00 |
| T32 | Rodriguez, Chi Chi | 72 | 70 | 70 | 69 | 281 | 375.00 |
| T32 | Souchak, Mike | 69 | 68 | 74 | 70 | 281 | 375.00 |
| T32 | Brown, Cliff | 75 | 68 | 70 | 68 | 281 | 375.00 |
| T32 | Bruno, Bob | 69 | 68 | 72 | 72 | 281 | 375.00 |
| T32 | Verwey, Bob | 73 | 71 | 69 | 68 | 281 | 375.00 |
| T32 | Dodian, Archie | 71 | 72 | 69 | 69 | 281 | 375.00 |
| T32 | Sullivan, Bud | 67 | 69 | 73 | 72 | 281 | 375.00 |
| T42 | Ford, Doug | 68 | 74 | 70 | 70 | 282 | 0.00 |
| T42 | Hiskey, Babe | 72 | 69 | 69 | 72 | 282 | 0.00 |
| T42 | Sifford, Charles | 70 | 71 | 71 | 70 | 282 | 0.00 |
| T42 | Weaver, Bert | 71 | 72 | 70 | 69 | 282 | 0.00 |
| T42 | Baxter, Rex | 71 | 73 | 63 | 75 | 282 | 0.00 |
| T42 | Steelsmith, Jerry | 67 | 74 | 71 | 70 | 282 | 0.00 |
| T42 | Wharton, Frank | 69 | 70 | 74 | 69 | 282 | 0.00 |
| T42 | Sikes, Dan | 72 | 71 | 70 | 69 | 282 | 0.00 |
| T42 | Homenuik, Wilf | 68 | 73 | 71 | 70 | 282 | 0.00 |
| T42 | La Clair, Huston | 70 | 68 | 72 | 72 | 282 | 0.00 |
| T42 | Martindale, Bill | 70 | 68 | 76 | 68 | 282 | 0.00 |
| T53 | Dolan, Jay | 68 | 69 | 71 | 75 | 283 | 0.00 |
| T53 | Courville, Jerry | 72 | 71 | 70 | 70 | 283 | 0.00 |
| T55 | Boros, Julius | 69 | 71 | 71 | 73 | 284 | 0.00 |
| T55 | Ragon, Dave | 67 | 74 | 71 | 72 | 284 | 0.00 |
| T55 | Bauer, Gary | 69 | 72 | 72 | 71 | 284 | 0.00 |
| T55 | Dunn, Bill | 71 | 73 | 68 | 72 | 284 | 0.00 |
| 59 | McGowan, Jack | 69 | 70 | 72 | 74 | 285 | 0.00 |
| T60 | Marti, Fred | 70 | 70 | 74 | 72 | 286 | 0.00 |
| T60 | Wright, Jim | 72 | 72 | 70 | 72 | 286 | 0.00 |
| T60 | Hooper, Herb | 72 | 71 | 69 | 77 | 289 | 0.00 |
| 63 | Wright, Bill | 70 | 73 | 68 | 79 | 290 | 0.00 |

TOURNAMENT RESULTS

1963 INSURANCE CITY OPEN

August 15-18, 1963

\$40,000 Purse

Champion: Billy Casper

LEADERS:

First Round: Wes Ellis shot a 5-under 66 and led Billy Casper and Jerry Pittman by one and two shots respectively.

Second Round: Ellis remained in front at 9-under par 133, one stroke clear of George Bayer and two strokes clear of Casper, Lionel Hebert and Art Wall.

Third Round: Bayer stood alone at 12-under 201, two strokes in front of Hebert and three strokes in front of Ellis. Casper and Bo Winger were five strokes off the pace.

Cut: No Cut.



| | Player | 1R | 2R | 3R | 4R | Total | Money |
|-----|--------------------|----|----|----|----|-------|------------|
| 1 | Casper, Billy | 67 | 68 | 71 | 65 | 271 | \$6,400.00 |
| 2 | Bayer, George | 69 | 65 | 67 | 71 | 272 | 3,600.00 |
| 3 | Ellis, Wes | 66 | 67 | 71 | 71 | 275 | 2,500.00 |
| 4 | Ford, Doug | 69 | 71 | 71 | 66 | 277 | 2,200.00 |
| T5 | Marr, Dave | 69 | 69 | 70 | 70 | 278 | 1,675.00 |
| T5 | Nicklous, Jack | 73 | 67 | 67 | 71 | 278 | 1,675.00 |
| T5 | Wall, Art | 69 | 66 | 73 | 70 | 278 | 1,675.00 |
| T5 | Winger, Bo | 72 | 65 | 69 | 72 | 278 | 1,675.00 |
| 9 | Hebert, Lionel | 69 | 66 | 68 | 76 | 279 | 1,400.00 |
| T10 | Hebert, Jay | 69 | 70 | 73 | 68 | 280 | 1,250.00 |
| T10 | Wharton, Frank | 70 | 68 | 73 | 69 | 280 | 1,250.00 |
| T12 | Boros, Julius | 74 | 65 | 69 | 73 | 281 | 960.00 |
| T12 | Goalby, Bob | 69 | 71 | 68 | 73 | 281 | 960.00 |
| T12 | Pott, Johnny | 73 | 69 | 70 | 69 | 281 | 960.00 |
| T12 | Rodriguez, Chi Chi | 72 | 68 | 73 | 68 | 281 | 960.00 |
| T12 | Sifford, Charles | 70 | 75 | 69 | 67 | 281 | 960.00 |
| 17 | Dolan, Jay | 72 | 71 | 71 | 68 | 282 | 800.00 |
| T18 | Venturi, Ken | 73 | 68 | 68 | 74 | 283 | 725.00 |
| T18 | Rule, Jack | 72 | 71 | 72 | 68 | 283 | 725.00 |
| 20 | Pittman, Jerry | 68 | 69 | 72 | 75 | 284 | 650.00 |
| T21 | Fleck, Jack | 72 | 71 | 73 | 69 | 285 | 532.00 |
| T21 | Geiberger, Al | 72 | 68 | 75 | 70 | 285 | 532.00 |
| T21 | Hill, Dave | 70 | 70 | 75 | 70 | 285 | 532.00 |
| T21 | Lema, Tony | 69 | 69 | 72 | 75 | 285 | 532.00 |
| T21 | McGowan, Jack | 72 | 71 | 72 | 70 | 285 | 532.00 |
| T26 | Fairfield, Don | 71 | 71 | 72 | 72 | 286 | 365.00 |
| T26 | Glover, Randy | 69 | 72 | 74 | 71 | 286 | 365.00 |
| T26 | Grant, Jim | 70 | 71 | 75 | 70 | 286 | 0.00 |
| T26 | Steelsmith, Jerry | 70 | 71 | 71 | 74 | 286 | 365.00 |
| T26 | Cassia, Jim | 75 | 65 | 74 | 72 | 286 | 365.00 |
| T26 | Dunk, Billy | 74 | 68 | 69 | 75 | 286 | 365.00 |
| T26 | Homa, Mike | 69 | 74 | 74 | 69 | 286 | 365.00 |
| T33 | Aaron, Tommy | 74 | 68 | 72 | 73 | 287 | 182.22 |
| T33 | Kroll, Ted | 73 | 72 | 71 | 71 | 287 | 182.23 |
| T33 | Maxwell, Billy | 72 | 71 | 73 | 71 | 287 | 182.22 |
| T33 | Still, Ken | 70 | 70 | 73 | 74 | 287 | 182.22 |
| T33 | Campbell, Joe | 73 | 70 | 71 | 73 | 287 | 182.22 |
| T33 | Ginsberg, Roger | 70 | 76 | 70 | 71 | 287 | 182.22 |
| T33 | Lichardus, Babe | 70 | 72 | 70 | 75 | 287 | 182.22 |
| T33 | Cavanaugh, Gil | 75 | 68 | 75 | 69 | 287 | 182.23 |
| T33 | Kneece, Harold | 72 | 70 | 73 | 72 | 287 | 182.22 |
| T42 | Crampton, Bruce | 71 | 67 | 74 | 76 | 288 | 85.00 |
| T42 | Ferree, Jim | 71 | 66 | 76 | 75 | 288 | 85.00 |
| T42 | Monroe, Lloyd | 75 | 71 | 71 | 71 | 288 | 0.00 |
| T42 | Siderowf, Dick | 73 | 72 | 72 | 71 | 288 | 0.00 |
| T42 | Baxter, Rex | 71 | 73 | 73 | 71 | 288 | 85.00 |
| T42 | Miartuz, Chico | 74 | 71 | 73 | 70 | 288 | 85.00 |
| T42 | Hart, Jim | 75 | 70 | 71 | 72 | 288 | 85.00 |
| T42 | Shave, Jr., Bob | 72 | 69 | 74 | 73 | 288 | 85.00 |
| T50 | Turnesa, Jim | 70 | 74 | 72 | 73 | 289 | 0.00 |
| T50 | King, Claude | 72 | 71 | 72 | 74 | 289 | 0.00 |
| T50 | Parson, Don | 72 | 68 | 77 | 72 | 289 | 0.00 |
| T53 | Cleary, John | 73 | 71 | 73 | 73 | 290 | 0.00 |
| T53 | Batdorff, Bob | 73 | 73 | 72 | 72 | 290 | 0.00 |
| T55 | Brown, Pete | 70 | 74 | 73 | 74 | 291 | 0.00 |
| T55 | Kelley, Al | 69 | 73 | 77 | 72 | 291 | 0.00 |
| T55 | Ezinicki, Bill | 72 | 71 | 72 | 76 | 291 | 0.00 |
| T55 | Huckabs, Charles | 70 | 70 | 77 | 74 | 291 | 0.00 |
| T55 | Krak, Mike | 72 | 73 | 73 | 73 | 291 | 0.00 |
| T55 | Essig, Don | 74 | 72 | 74 | 71 | 291 | 0.00 |
| T55 | Feminelli, Al | 71 | 73 | 76 | 71 | 291 | 0.00 |
| T62 | Fuchs, Al | 72 | 73 | 72 | 75 | 292 | 0.00 |
| T62 | Salvatore, Bill | 69 | 73 | 78 | 72 | 292 | 0.00 |
| T62 | Staszowski, Frank | 75 | 70 | 71 | 76 | 292 | 0.00 |
| T65 | Carr, Joe | 76 | 69 | 76 | 72 | 293 | 0.00 |
| T65 | Mosel, Stan | 72 | 70 | 76 | 75 | 293 | 0.00 |
| T65 | Rubis, Ed | 73 | 71 | 76 | 73 | 293 | 0.00 |
| T68 | Watson, Bob | 74 | 71 | 73 | 76 | 294 | 0.00 |
| T68 | Sikes, Dan | 71 | 71 | 77 | 75 | 294 | 0.00 |
| 70 | Alvarez, Hector | 72 | 72 | 75 | 76 | 295 | 0.00 |
| T71 | Kirkwood, Joe | 73 | 71 | 77 | 75 | 296 | 0.00 |
| T71 | Emmons, Billy | 71 | 72 | 76 | 77 | 296 | 0.00 |
| T73 | Barber, Miller | 74 | 72 | 74 | 79 | 299 | 0.00 |
| T73 | Kuna, Ed | 72 | 74 | 75 | 78 | 299 | 0.00 |

TOURNAMENT RESULTS

1962 INSURANCE CITY OPEN

August 2-5, 1962

\$35,000 Purse

Champion: Bob Goalby

Sudden Death Playoff

LEADERS:

First Round: Art Wall fired a 6-under 65, good for a one shot lead over Frank Boynton and Paul Harney. Six players were two shot back.

Second Round: Harney moved to 10-under 132 with his second consecutive 66 and a two shot lead over Julius Boros, Jack Burke, Jr., Gene Littler and Jerry Steelsmith.

Third Round: Wall at 12-under 201 led Harney and Steelsmith by two shots. Burke, Jr. and Bob Goalby were three shots back.

Cut: No Cut.



| | Player | 1R | 2R | 3R | 4R | Total | Money |
|-----|--------------------|----|----|----|----|-------|------------|
| 1 | Goalby, Bob | 69 | 69 | 66 | 67 | 271 | \$5,300.00 |
| 2 | Wall, Art | 65 | 70 | 66 | 70 | 271 | 3,400.00 |
| T3 | Boros, Julius | 69 | 65 | 72 | 66 | 272 | 2,050.00 |
| T3 | Steelsmith, Jerry | 67 | 67 | 69 | 69 | 272 | 2,050.00 |
| T5 | Harney, Paul | 66 | 66 | 71 | 70 | 273 | 1,600.00 |
| T5 | Littler, Gene | 68 | 66 | 71 | 68 | 273 | 1,600.00 |
| 7 | Crampton, Bruce | 70 | 67 | 68 | 69 | 274 | 1,400.00 |
| 8 | Geiberger, Al | 69 | 68 | 69 | 69 | 275 | 1,300.00 |
| T9 | Johnson, Howie | 73 | 64 | 68 | 71 | 276 | 1,150.00 |
| T9 | Burke, Jr., Jack | 70 | 64 | 70 | 72 | 276 | 1,150.00 |
| T11 | Balding, Al | 70 | 68 | 71 | 69 | 278 | 975.00 |
| T11 | Brue, Bob | 69 | 67 | 72 | 70 | 278 | 975.00 |
| T13 | Ferree, Jim | 72 | 72 | 69 | 66 | 279 | 875.00 |
| T13 | Dunk, Billy | 68 | 70 | 72 | 69 | 279 | 875.00 |
| T15 | Hebert, Lionel | 67 | 72 | 71 | 70 | 280 | 740.00 |
| T15 | Kroll, Ted | 71 | 68 | 72 | 69 | 280 | 740.00 |
| T15 | Boynton, Frank | 66 | 73 | 73 | 68 | 280 | 740.00 |
| T15 | Wulff, Thomas | 75 | 68 | 65 | 72 | 280 | 740.00 |
| T19 | Sifford, Charles | 67 | 74 | 71 | 69 | 281 | 620.00 |
| T19 | Sikes, Dan | 68 | 74 | 68 | 71 | 281 | 620.00 |
| T21 | Bayer, George | 71 | 70 | 74 | 67 | 282 | 450.00 |
| T21 | Bolt, Tommy | 67 | 70 | 74 | 71 | 282 | 450.00 |
| T21 | Ford, Doug | 70 | 71 | 70 | 71 | 282 | 450.00 |
| T21 | Maxwell, Billy | 70 | 69 | 68 | 75 | 282 | 450.00 |
| T21 | Ragon, Dave | 70 | 69 | 70 | 73 | 282 | 450.00 |
| T21 | Rosburg, Bob | 73 | 68 | 71 | 70 | 282 | 450.00 |
| T21 | Rule, Jack | 69 | 72 | 69 | 72 | 282 | 450.00 |
| T21 | Kay, Bob | 72 | 67 | 73 | 70 | 282 | 450.00 |
| T21 | Leffingwell, Fred | 69 | 71 | 72 | 70 | 282 | 450.00 |
| T30 | McCallister, Bob | 71 | 70 | 72 | 70 | 283 | 270.00 |
| T30 | Refram, Dean | 68 | 76 | 71 | 68 | 283 | 270.00 |
| T30 | Rodriguez, Chi Chi | 68 | 68 | 75 | 72 | 283 | 270.00 |
| T33 | Weaver, Bert | 68 | 73 | 70 | 73 | 284 | 190.00 |
| T33 | Bruno, Bob | 69 | 71 | 74 | 70 | 284 | 190.00 |
| T33 | Eggers, Bill | 72 | 74 | 66 | 72 | 284 | 190.00 |
| T33 | Lopez, Joe | 69 | 73 | 69 | 73 | 284 | 190.00 |
| T37 | Hill, Dave | 70 | 71 | 70 | 74 | 285 | 80.00 |
| T37 | Powell, Jimmy | 71 | 75 | 70 | 69 | 285 | 80.00 |
| T37 | Jawor, Casmer | 70 | 71 | 77 | 67 | 285 | 80.00 |
| T37 | Rotar, Chuck | 74 | 68 | 75 | 68 | 285 | 80.00 |
| T37 | Wharton, Frank | 68 | 71 | 70 | 76 | 285 | 80.00 |
| T37 | McFadden, Tom | 75 | 70 | 70 | 70 | 285 | 80.00 |
| T43 | Johnston, Al | 67 | 72 | 73 | 74 | 286 | 0.00 |
| T43 | Main, Mac | 73 | 72 | 73 | 68 | 286 | 0.00 |
| T43 | Marr, Dave | 71 | 70 | 70 | 75 | 286 | 0.00 |
| T43 | Dolan, Jay | 71 | 70 | 75 | 70 | 286 | 0.00 |
| T43 | Shave, Jr., Bob | 70 | 72 | 68 | 76 | 286 | 0.00 |
| T48 | Farrell, Billy | 72 | 70 | 74 | 71 | 287 | 0.00 |
| T48 | Mancour, Larry | 74 | 73 | 70 | 70 | 287 | 0.00 |
| T48 | Turnesa, Jim | 74 | 69 | 74 | 70 | 287 | 0.00 |
| T48 | Kneece, Harold | 73 | 71 | 71 | 72 | 287 | 0.00 |
| T52 | Venturi, Ken | 71 | 70 | 69 | 78 | 288 | 0.00 |
| T52 | Smith, Ron | 72 | 73 | 69 | 74 | 288 | 0.00 |
| T52 | Boros, Ernest | 69 | 74 | 70 | 75 | 288 | 0.00 |
| T52 | Cook, Jr., A. W. | 73 | 71 | 70 | 74 | 288 | 0.00 |
| T56 | Dill, Terry | 73 | 72 | 71 | 73 | 289 | 0.00 |
| T56 | Mowry, Larry | 72 | 72 | 74 | 71 | 289 | 0.00 |
| T58 | Grant, Jim | 71 | 75 | 69 | 76 | 291 | 0.00 |
| T58 | Ruedi, John | 70 | 70 | 72 | 79 | 291 | 0.00 |
| T60 | Ford, Bobby | 72 | 73 | 73 | 74 | 292 | 0.00 |
| T60 | McGowan, Jack | 69 | 70 | 79 | 74 | 292 | 0.00 |
| 62 | O'Keefe, Jack P. | 67 | 76 | 72 | 82 | 297 | 0.00 |

TOURNAMENT RESULTS

1961 INSURANCE CITY OPEN

August 10-13, 1961

\$30,000 Purse

Champion: Billy Maxwell

Sudden Death Playoff

LEADERS:

First Round: Amateur Robert Allen and Bob Goetz matched 6-under 65 and led by one over Frank Boynton, Joe Campbell, Gardner Dickinson and Johnny Pott.

Second Round: Ted Kroll fired a 9-under 62 to stand post 13-under 129, good for a four shot advantage over Boynton, Campbell, Goetz and Phil Rodgers.

Third Round: Campbell and Kroll shared the lead 14-under 199, two shots ahead of Rodgers and four shots ahead of Julius Boros.

Cut: No Cut.



| | Player | 1R | 2R | 3R | 4R | Total | Money |
|-----|--------------------|----|----|----|----|-------|------------|
| 1 | Maxwell, Billy | 69 | 68 | 68 | 66 | 271 | \$4,300.00 |
| 2 | Kroll, Ted | 67 | 62 | 70 | 72 | 271 | 3,000.00 |
| 3 | Campbell, Joe | 66 | 67 | 66 | 73 | 272 | 2,000.00 |
| T4 | Rodgers, Phil | 67 | 66 | 68 | 73 | 274 | 1,533.33 |
| T4 | Sanders, Doug | 67 | 69 | 70 | 68 | 274 | 1,533.34 |
| T4 | Boynton, Frank | 66 | 67 | 71 | 70 | 274 | 1,533.33 |
| T7 | Little, Gene | 70 | 68 | 67 | 70 | 275 | 1,250.00 |
| T7 | Frillman, John | 68 | 71 | 66 | 70 | 275 | 1,250.00 |
| T9 | Boros, Julius | 67 | 68 | 68 | 73 | 276 | 1,016.66 |
| T9 | Ferree, Jim | 69 | 66 | 71 | 70 | 276 | 1,016.67 |
| T9 | Venturi, Ken | 69 | 68 | 68 | 71 | 276 | 1,016.67 |
| T12 | Woll, Art | 69 | 67 | 72 | 69 | 277 | 875.00 |
| T12 | Goetz, Bob | 65 | 68 | 73 | 71 | 277 | 875.00 |
| T14 | Balding, Al | 68 | 68 | 70 | 72 | 278 | 753.33 |
| T14 | Boyer, George | 68 | 71 | 66 | 73 | 278 | 753.33 |
| T14 | Ragan, Dave | 70 | 66 | 70 | 72 | 278 | 753.34 |
| T17 | Crampton, Bruce | 72 | 67 | 69 | 71 | 279 | 570.00 |
| T17 | Dickinson, Gardner | 66 | 74 | 68 | 71 | 279 | 570.00 |
| T17 | Finsterwald, Dow | 73 | 67 | 70 | 69 | 279 | 570.00 |
| T17 | Goalby, Bob | 69 | 71 | 69 | 70 | 279 | 570.00 |
| T17 | Harney, Paul | 71 | 66 | 70 | 72 | 279 | 570.00 |
| T17 | Sikes, Dan | 68 | 69 | 71 | 71 | 279 | 570.00 |
| T23 | Hebert, Jay | 67 | 70 | 74 | 69 | 280 | 324.29 |
| T23 | Johnson, Howie | 69 | 70 | 71 | 70 | 280 | 324.29 |
| T23 | Johnston, Bill | 71 | 67 | 69 | 73 | 280 | 324.28 |
| T23 | Massengale, Don | 70 | 69 | 72 | 69 | 280 | 324.29 |
| T23 | Rudolph, Mason | 67 | 68 | 71 | 74 | 280 | 324.28 |
| T23 | Weaver, Bert | 72 | 68 | 69 | 71 | 280 | 324.28 |
| T23 | Steelsmith, Jerry | 72 | 68 | 72 | 68 | 280 | 324.29 |
| T30 | Aaron, Tommy | 71 | 71 | 70 | 69 | 281 | 106.25 |
| T30 | Hebert, Lionel | 73 | 68 | 70 | 70 | 281 | 106.25 |
| T30 | Palmer, Arnold | 68 | 67 | 73 | 73 | 281 | 106.25 |
| T30 | Player, Gary | 71 | 70 | 71 | 69 | 281 | 106.25 |
| T30 | Pott, Johnny | 66 | 68 | 73 | 74 | 281 | 106.25 |
| T30 | Lema, Tony | 71 | 69 | 68 | 73 | 281 | 106.25 |
| T30 | Moore, Jr., Joe | 70 | 70 | 70 | 71 | 281 | 106.25 |
| T30 | Sullivan, Bud | 71 | 70 | 70 | 70 | 281 | 106.25 |
| T38 | Ford, Doug | 69 | 68 | 73 | 72 | 282 | 0.00 |
| T38 | Jacobs, Tommy | 70 | 72 | 66 | 74 | 282 | 0.00 |
| T38 | Bisplinghoff, Don | 70 | 67 | 71 | 74 | 282 | 0.00 |
| T38 | Ferrier, Jim | 68 | 74 | 70 | 70 | 282 | 0.00 |
| T38 | Raymond, Lee | 68 | 71 | 72 | 71 | 282 | 0.00 |
| T43 | Brue, Bob | 69 | 71 | 70 | 73 | 283 | 0.00 |
| T43 | Baxter, Rex | 69 | 69 | 74 | 71 | 283 | 0.00 |
| T43 | McMullen, John | 67 | 73 | 71 | 72 | 283 | 0.00 |
| T43 | Garvin, Frank | 67 | 71 | 69 | 76 | 283 | 0.00 |
| T43 | Gronouer, Fred | 70 | 69 | 72 | 72 | 283 | 0.00 |
| T48 | Brewer, Gay | 68 | 68 | 71 | 77 | 284 | 0.00 |
| T48 | Geiberger, Al | 73 | 70 | 69 | 72 | 284 | 0.00 |
| T48 | Gustin, Jon | 72 | 69 | 68 | 75 | 284 | 0.00 |
| T48 | Turnesa, Jim | 69 | 70 | 68 | 77 | 284 | 0.00 |
| T52 | Nichols, Bobby | 68 | 69 | 74 | 74 | 285 | 0.00 |
| T52 | Nieporte, Tom | 74 | 69 | 69 | 73 | 285 | 0.00 |
| T52 | Rubis, Ed | 69 | 72 | 72 | 72 | 285 | 0.00 |
| T52 | Burgess, Ernest | 70 | 66 | 75 | 74 | 285 | 0.00 |
| T52 | Kneece, Harold | 71 | 70 | 70 | 74 | 285 | 0.00 |
| T57 | Baird, Butch | 71 | 70 | 72 | 73 | 286 | 0.00 |
| T57 | Johnston, Al | 72 | 69 | 71 | 74 | 286 | 0.00 |
| T57 | Moin, Mac | 69 | 71 | 68 | 78 | 286 | 0.00 |
| T57 | McCallister, Bob | 69 | 72 | 72 | 73 | 286 | 0.00 |
| T57 | Essig, Don | 71 | 70 | 72 | 73 | 286 | 0.00 |
| 62 | Allen, Robert | 65 | 74 | 73 | 76 | 288 | 0.00 |
| 63 | Rosburg, Bob | 72 | 71 | 66 | 81 | 290 | 0.00 |
| 64 | Grant, Jim | 71 | 70 | 72 | 79 | 292 | 0.00 |

TOURNAMENT RESULTS

1960 INSURANCE CITY OPEN

August 4-7, 1960

\$25,000 Purse

Champion: Arnold Palmer

Sudden Death Playoff

LEADERS:

First Round: Bob Rosburg fired a 6-under 65 to lead Don Fairfield and Dick Knight by two shots. Dow Finsterwald, Doug Ford and Dave Ragan were two shots back.

Second Round: Knight moved to 9-under 133, one shot clear of Finsterwald and Fleck and two shots in front of Bill Collins, Lionel Hebert and Ken Venturi.

Third Round: Fleck at 14-under 199 led Collins and Fred Hawkins by two and three shots respectively. Venturi and Wes Ellis were four shots back at 10-under 203.

Cut: No Cut



| | Player | 1R | 2R | 3R | 4R | Total | Money |
|-----|--------------------|----|----|----|----|-------|------------|
| 1 | Palmer, Arnold | 70 | 68 | 66 | 66 | 270 | \$3,500.00 |
| T2 | Collins, Bill | 70 | 65 | 66 | 69 | 270 | 2,050.00 |
| T2 | Fleck, Jack | 69 | 65 | 65 | 71 | 270 | 2,050.00 |
| 4 | Venturi, Ken | 69 | 66 | 68 | 70 | 273 | 1,500.00 |
| T5 | Hawkins, Fred | 69 | 70 | 63 | 72 | 274 | 1,250.00 |
| T5 | Hebert, Lionel | 69 | 66 | 70 | 69 | 274 | 1,250.00 |
| T7 | Finsterwald, Dow | 67 | 67 | 70 | 73 | 277 | 987.50 |
| T7 | Ford, Doug | 67 | 69 | 72 | 69 | 277 | 987.50 |
| T7 | Harbert, Chick | 71 | 69 | 70 | 67 | 277 | 987.50 |
| T7 | Ellis, Wes | 70 | 70 | 63 | 74 | 277 | 987.50 |
| T11 | McCallister, Bob | 70 | 69 | 67 | 72 | 278 | 825.00 |
| T11 | Waltman, Retief | 68 | 69 | 69 | 72 | 278 | 825.00 |
| T13 | Dickinson, Gardner | 69 | 72 | 68 | 70 | 279 | 700.00 |
| T13 | Rosburg, Bob | 65 | 74 | 70 | 70 | 279 | 700.00 |
| T13 | Knight, Dick | 66 | 67 | 74 | 72 | 279 | 700.00 |
| T16 | Besselink, Al | 71 | 67 | 69 | 73 | 280 | 550.00 |
| T16 | Little, Gene | 69 | 70 | 67 | 74 | 280 | 550.00 |
| T16 | Weaver, Bert | 69 | 71 | 70 | 70 | 280 | 550.00 |
| T16 | Vossler, Ernie | 68 | 72 | 71 | 69 | 280 | 550.00 |
| T20 | Fairfield, Don | 66 | 74 | 69 | 72 | 281 | 330.00 |
| T20 | Harney, Paul | 69 | 68 | 69 | 75 | 281 | 330.00 |
| T20 | Hebert, Jay | 70 | 72 | 69 | 70 | 281 | 330.00 |
| T20 | Nieporte, Tom | 69 | 69 | 72 | 71 | 281 | 330.00 |
| T20 | Player, Gary | 71 | 71 | 69 | 70 | 281 | 330.00 |
| T20 | Wall, Art | 70 | 71 | 71 | 69 | 281 | 330.00 |
| T20 | Crowley, Bob | 72 | 71 | 68 | 70 | 281 | 330.00 |
| T27 | Bayer, George | 71 | 71 | 69 | 71 | 282 | 146.66 |
| T27 | Nichols, Bobby | 76 | 69 | 70 | 67 | 282 | 146.67 |
| T27 | Rodriguez, Chi Chi | 73 | 70 | 70 | 69 | 282 | 146.67 |
| T27 | Boynton, Frank | 71 | 71 | 69 | 71 | 282 | 146.67 |
| T27 | Burke, Jr., Jack | 68 | 72 | 70 | 72 | 282 | 146.66 |
| T27 | Lundahl, Dick | 71 | 68 | 74 | 69 | 282 | 146.67 |
| T33 | Siderowf, Dick | 71 | 72 | 69 | 71 | 283 | 0.00 |
| T33 | Stranahan, Frank | 72 | 69 | 70 | 72 | 283 | 103.34 |
| T33 | Turnesa, Jim | 71 | 72 | 68 | 72 | 283 | 103.33 |
| T33 | McMullen, John | 70 | 71 | 68 | 74 | 283 | 103.33 |
| T37 | Jones, Gordon | 71 | 70 | 69 | 74 | 284 | 0.00 |
| T37 | Still, Ken | 70 | 71 | 74 | 69 | 284 | 0.00 |
| T37 | Eggers, Bill | 70 | 70 | 72 | 72 | 284 | 0.00 |
| T37 | Beley, Frank | 69 | 70 | 70 | 75 | 284 | 0.00 |
| T41 | Pott, Johnny | 72 | 68 | 73 | 72 | 285 | 0.00 |
| T41 | Ragan, Dave | 67 | 71 | 75 | 72 | 285 | 0.00 |
| T41 | Homa, Mike | 72 | 73 | 70 | 70 | 285 | 0.00 |
| T41 | Shave, Jr., Bob | 70 | 74 | 70 | 71 | 285 | 0.00 |
| T45 | Baird, Butch | 75 | 68 | 69 | 74 | 286 | 0.00 |
| T45 | Rudolph, Mason | 73 | 70 | 70 | 73 | 286 | 0.00 |
| T45 | Sifford, Charles | 70 | 68 | 74 | 74 | 286 | 0.00 |
| T45 | Goetz, Bob | 72 | 69 | 72 | 73 | 286 | 0.00 |
| T45 | Blanton, Bill | 68 | 69 | 72 | 77 | 286 | 0.00 |
| T45 | Langert, Ed | 74 | 71 | 70 | 71 | 286 | 0.00 |
| T45 | Millet, Honald | 70 | 71 | 72 | 73 | 286 | 0.00 |
| T45 | Sullivan, Bud | 73 | 70 | 70 | 73 | 286 | 0.00 |
| T53 | Farmer, Paul | 72 | 71 | 71 | 73 | 287 | 0.00 |
| T53 | Pittman, Jerry | 71 | 73 | 69 | 74 | 287 | 0.00 |
| T55 | Botts, Rafe | 71 | 76 | 68 | 73 | 288 | 0.00 |
| T55 | Lema, Tony | 69 | 74 | 69 | 76 | 288 | 0.00 |
| T55 | Woodward, Len | 70 | 73 | 70 | 75 | 288 | 0.00 |
| T58 | Brewer, Gay | 72 | 66 | 72 | 79 | 289 | 0.00 |
| T58 | Leider, Charles | 74 | 68 | 73 | 74 | 289 | 0.00 |
| T58 | Strafaci, Tom | 72 | 73 | 69 | 75 | 289 | 0.00 |
| T61 | Stranahan, Dick | 72 | 69 | 72 | 77 | 290 | 0.00 |
| T61 | Lafrancis, Bob | 76 | 72 | 71 | 71 | 290 | 0.00 |
| 63 | Raymond, Lee | 69 | 70 | 76 | 76 | 291 | 0.00 |
| T64 | Emmons, Billy | 71 | 72 | 75 | 76 | 294 | 0.00 |
| T64 | Smith, Red | 76 | 70 | 73 | 75 | 294 | 0.00 |
| 66 | Kline, John | 74 | 75 | 75 | 72 | 296 | 0.00 |
| 67 | Weiss, Ted | 74 | 73 | 76 | 78 | 301 | 0.00 |
| T68 | Williams, Jim | 76 | 75 | 78 | 73 | 302 | 0.00 |
| T68 | Creed, Ed | 79 | 72 | 75 | 76 | 302 | 0.00 |
| 70 | Grant, Jim | 78 | 73 | 73 | 81 | 305 | 0.00 |

TOURNAMENT RESULTS

1959 INSURANCE CITY OPEN

June 30-July 3 1959

\$25,000 Purse

Champion: Gene Littler

LEADERS:

First Round: Gene Littler fired a 7-under 64 to lead Wes Ellis by two shots. Al Besselink and Fred Hawkins were three shots back and six players were four shots back.

Second Round: Littler moved to 12-under 130 and increased his lead to five shots over Bruce Crampton, and Bob Goalby.

Third Round: Littler moved to 11-under 202 but maintained a two-stroke lead over Tom Nieporte and four strokes over Goalby. Five players were tied five shots back.

Cut: No Cut.



| | Player | 1R | 2R | 3R | 4R | Total | Money |
|-----|---------------------|----|----|----|----|-------|------------|
| 1 | Littler, Gene | 64 | 66 | 72 | 70 | 272 | \$3,500.00 |
| 2 | Nieporte, Tom | 68 | 69 | 67 | 69 | 273 | 2,300.00 |
| 3 | Ford, Doug | 70 | 69 | 69 | 66 | 274 | 1,800.00 |
| T4 | Hawkins, Fred | 67 | 69 | 71 | 69 | 276 | 1,400.00 |
| T4 | Burke, Jr., Jack | 69 | 71 | 68 | 68 | 276 | 1,400.00 |
| T6 | Venturi, Ken | 70 | 70 | 70 | 68 | 278 | 1,150.00 |
| T6 | Watson, Bob | 72 | 67 | 70 | 69 | 278 | 1,150.00 |
| T8 | Goalby, Bob | 68 | 67 | 71 | 73 | 279 | 950.00 |
| T8 | Palmer, Arnold | 68 | 71 | 68 | 72 | 279 | 950.00 |
| T8 | Knight, Dick | 70 | 74 | 66 | 69 | 279 | 950.00 |
| T11 | Besselink, Al | 67 | 69 | 72 | 72 | 280 | 825.00 |
| T11 | Ellis, Wes | 66 | 71 | 72 | 71 | 280 | 825.00 |
| T13 | Boros, Julius | 69 | 68 | 70 | 74 | 281 | 725.00 |
| T13 | Rudolph, Mason | 71 | 70 | 70 | 70 | 281 | 725.00 |
| T15 | McMullen, John | 71 | 71 | 70 | 70 | 282 | 610.00 |
| T15 | Homa, Mike | 69 | 68 | 70 | 75 | 282 | 610.00 |
| T15 | Mogee, Jerry | 69 | 74 | 70 | 69 | 282 | 610.00 |
| T18 | Crampton, Bruce | 69 | 66 | 72 | 76 | 283 | 450.00 |
| T18 | Mayer, Dick | 71 | 72 | 70 | 70 | 283 | 450.00 |
| T18 | Whitt, Don | 69 | 69 | 73 | 72 | 283 | 450.00 |
| T18 | Bradley, Monte | 71 | 70 | 71 | 71 | 283 | 450.00 |
| T18 | Sutton, Alex | 71 | 67 | 74 | 71 | 283 | 450.00 |
| T23 | Hebert, Jay | 71 | 73 | 70 | 70 | 284 | 290.00 |
| T23 | Siderowf, Dick | 69 | 71 | 73 | 71 | 284 | 0.00 |
| T23 | Weaver, Bert | 72 | 71 | 72 | 69 | 284 | 290.00 |
| T23 | Wettlaufer, Ward | 71 | 70 | 68 | 75 | 284 | 0.00 |
| T23 | Beley, Frank | 70 | 67 | 74 | 73 | 284 | 290.00 |
| T28 | Dickinson, Gardner | 70 | 70 | 70 | 75 | 285 | 175.00 |
| T28 | Ragan, Dave | 73 | 69 | 71 | 72 | 285 | 175.00 |
| T28 | Toski, Bob | 72 | 71 | 71 | 71 | 285 | 175.00 |
| T28 | Inman, Walker | 68 | 73 | 73 | 71 | 285 | 175.00 |
| T32 | Crowley, Bob | 75 | 70 | 70 | 71 | 286 | 130.00 |
| T32 | Strafaci, Tom | 71 | 72 | 71 | 72 | 286 | 130.00 |
| T32 | Waltman, Retief | 76 | 66 | 76 | 68 | 286 | 130.00 |
| T35 | Finsterwald, Dow | 73 | 69 | 71 | 74 | 287 | 44.29 |
| T35 | Harney, Paul | 70 | 68 | 74 | 75 | 287 | 44.28 |
| T35 | Hebert, Lionel | 69 | 71 | 72 | 75 | 287 | 44.28 |
| T35 | Woll, Art | 68 | 71 | 72 | 76 | 287 | 44.28 |
| T35 | Ransom, Henry | 71 | 72 | 71 | 73 | 287 | 44.29 |
| T35 | Rotar, Chuck | 71 | 70 | 72 | 74 | 287 | 44.29 |
| T35 | Boros, Ernest | 70 | 73 | 76 | 68 | 287 | 44.29 |
| T42 | Parker, Bill | 73 | 71 | 71 | 73 | 288 | 0.00 |
| T42 | Reif, Ron | 73 | 70 | 74 | 71 | 288 | 0.00 |
| T42 | Merrins, Eddie | 72 | 72 | 70 | 74 | 288 | 0.00 |
| T42 | Stranahan, Frank | 74 | 72 | 70 | 72 | 288 | 0.00 |
| T42 | Gronauer, Fred | 69 | 68 | 76 | 75 | 288 | 0.00 |
| T42 | Lenczyk, Ted | 73 | 73 | 70 | 72 | 288 | 0.00 |
| T48 | Fairfield, Don | 74 | 69 | 75 | 71 | 289 | 0.00 |
| T48 | Bernardin, George | 74 | 70 | 72 | 73 | 289 | 0.00 |
| T48 | Bisplinghoff, Don | 72 | 73 | 72 | 72 | 289 | 0.00 |
| T51 | Sifford, Charles | 72 | 73 | 72 | 73 | 290 | 0.00 |
| T51 | Galeski, John | 70 | 75 | 69 | 76 | 290 | 0.00 |
| T51 | Kline, John | 72 | 74 | 74 | 70 | 290 | 0.00 |
| T51 | Mitchell, Joe | 74 | 74 | 69 | 73 | 290 | 0.00 |
| T51 | Rhodes, Ted | 70 | 73 | 72 | 75 | 290 | 0.00 |
| T56 | Cleary, John | 75 | 73 | 70 | 73 | 291 | 0.00 |
| T56 | Turnesa, Jim | 71 | 72 | 71 | 77 | 291 | 0.00 |
| T56 | Annon, Fred | 72 | 76 | 71 | 72 | 291 | 0.00 |
| T56 | Burke, Ed | 71 | 71 | 73 | 76 | 291 | 0.00 |
| T56 | Cichon, Walter | 75 | 72 | 72 | 72 | 291 | 0.00 |
| T56 | Larseingue, Wilfred | 70 | 72 | 73 | 76 | 291 | 0.00 |
| T62 | Gustin, Jon | 74 | 70 | 74 | 74 | 292 | 0.00 |
| T62 | Hoinig, Don | 76 | 70 | 75 | 71 | 292 | 0.00 |
| T64 | Boyer, George | 72 | 73 | 73 | 75 | 293 | 0.00 |
| T64 | Mazzarella, Pat | 73 | 73 | 75 | 72 | 293 | 0.00 |
| T66 | McQuiston, Henry | 73 | 70 | 76 | 75 | 294 | 0.00 |
| T66 | Creed, C. C. | 73 | 72 | 73 | 76 | 294 | 0.00 |
| T68 | Levinson, John | 75 | 73 | 75 | 72 | 295 | 0.00 |
| T68 | Staszowski, Frank | 71 | 76 | 71 | 77 | 295 | 0.00 |
| 70 | Wise, Paul | 73 | 75 | 74 | 75 | 297 | 0.00 |
| 71 | Hessemer, Pete | 68 | 72 | 78 | 81 | 299 | 0.00 |
| 72 | Miner, Clem | 74 | 72 | 73 | 81 | 300 | 0.00 |

TOURNAMENT RESULTS

1958 INSURANCE CITY OPEN

June 30-July 3 1958

\$25,000 Purse

Champion: Jack Burke, Jr.

LEADERS:

First Round: Jack Burke, Jr. and Charles Sifford opened with 8-under 63s. George Bayer, Doug Ford and Marty Furgol were two shots back.

Second Round: Burke, Jr. moved to 12-under 130, opening up a four-shot lead over Bayer, Dow Finsterwald and Arnold Palmer.

Third Round: Buke, Jr. moved to 14-under par and maintained a three-shot lead over Art Wall. Wes Ellis and Finsterwald were four shots off the pace.

Cut: No Cut.



| | Player | 1R | 2R | 3R | 4R | Total | Money |
|-----|-----------------------|----|----|----|----|-------|----------|
| 1 | Burke, Jr., Jack | 63 | 67 | 69 | 69 | 268 | 3,500.00 |
| T2 | Finsterwald, Dow | 68 | 66 | 69 | 68 | 271 | 2,050.00 |
| T2 | Wall, Art | 67 | 70 | 65 | 69 | 271 | 2,050.00 |
| 4 | Ellis, Wes | 68 | 72 | 63 | 69 | 272 | 1,500.00 |
| T5 | Bayer, George | 65 | 69 | 70 | 69 | 273 | 1,200.00 |
| T5 | Harney, Paul | 70 | 66 | 69 | 68 | 273 | 1,200.00 |
| T5 | Whitt, Don | 70 | 68 | 66 | 69 | 273 | 1,200.00 |
| T8 | Casper, Billy | 68 | 68 | 69 | 69 | 274 | 900.00 |
| T8 | Kroll, Ted | 67 | 72 | 66 | 69 | 274 | 900.00 |
| T8 | Little, Gene | 67 | 69 | 69 | 69 | 274 | 900.00 |
| T8 | Palmer, Arnold | 66 | 68 | 70 | 70 | 274 | 900.00 |
| T8 | Player, Gary | 66 | 71 | 68 | 69 | 274 | 900.00 |
| T13 | Ford, Doug | 65 | 74 | 70 | 66 | 275 | 725.00 |
| T13 | Goalby, Bob | 68 | 70 | 68 | 69 | 275 | 725.00 |
| T15 | Balding, Estate of Al | 66 | 69 | 71 | 70 | 276 | 630.00 |
| T15 | Nieporte, Tom | 67 | 70 | 69 | 70 | 276 | 630.00 |
| 17 | Collins, Bill | 69 | 70 | 68 | 70 | 277 | 570.00 |
| T18 | Sifford, Charles | 63 | 73 | 69 | 73 | 278 | 510.00 |
| T18 | Weaver, Bert | 70 | 70 | 68 | 70 | 278 | 510.00 |
| T20 | Brewer, Gay | 68 | 72 | 71 | 68 | 279 | 350.00 |
| T20 | Hawkins, Fred | 70 | 71 | 66 | 72 | 279 | 350.00 |
| T20 | Ezinicki, Bill | 71 | 71 | 71 | 66 | 279 | 350.00 |
| T20 | Biagetti, Leo | 70 | 71 | 66 | 72 | 279 | 350.00 |
| T20 | Kay, Bob | 69 | 70 | 71 | 69 | 279 | 350.00 |
| T20 | Magee, Jerry | 75 | 70 | 67 | 67 | 279 | 350.00 |
| T26 | Jacobs, Tommy | 68 | 71 | 68 | 73 | 280 | 168.00 |
| T26 | Johnson, Howie | 71 | 68 | 70 | 71 | 280 | 168.00 |
| T26 | Mayer, Dick | 71 | 66 | 73 | 70 | 280 | 168.00 |
| T26 | Venturi, Ken | 70 | 73 | 67 | 70 | 280 | 168.00 |
| T26 | Lema, Tony | 70 | 74 | 68 | 68 | 280 | 168.00 |
| T31 | Fairfield, Don | 68 | 71 | 73 | 69 | 281 | 115.00 |
| T31 | Watson, Bob | 72 | 72 | 65 | 72 | 281 | 115.00 |
| T31 | Nettelblatt, Harry | 70 | 70 | 72 | 69 | 281 | 115.00 |
| T31 | Oliver, Ed | 68 | 69 | 72 | 72 | 281 | 115.00 |
| T35 | Fleck, Jack | 70 | 67 | 72 | 73 | 282 | 20.00 |
| T35 | Pott, Johnny | 68 | 69 | 72 | 73 | 282 | 20.00 |
| T35 | Turnesa, Jim | 69 | 73 | 71 | 69 | 282 | 20.00 |
| T35 | McMullen, John | 70 | 70 | 72 | 70 | 282 | 20.00 |
| T35 | Phillips, Frank | 70 | 71 | 68 | 73 | 282 | 20.00 |
| T40 | Jones, Gordon | 68 | 68 | 74 | 73 | 283 | 0.00 |
| T40 | Rosburg, Bob | 69 | 73 | 69 | 72 | 283 | 0.00 |
| T42 | Furgol, Marty | 65 | 71 | 75 | 73 | 284 | 0.00 |
| T42 | O'Leary, Paul | 70 | 72 | 71 | 71 | 284 | 0.00 |
| T44 | Hoenig, Don | 71 | 74 | 68 | 72 | 285 | 0.00 |
| T44 | Booe, Billy | 70 | 73 | 69 | 73 | 285 | 0.00 |
| T44 | Homa, Mike | 68 | 70 | 74 | 73 | 285 | 0.00 |
| T44 | La Clair, Huston | 70 | 75 | 69 | 71 | 285 | 0.00 |
| T44 | Strafaci, Tom | 70 | 71 | 72 | 72 | 285 | 0.00 |
| T49 | Parker, Bill | 70 | 75 | 70 | 71 | 286 | 0.00 |
| T49 | Burke, Ed | 70 | 73 | 71 | 72 | 286 | 0.00 |
| T51 | Fetchick, Mike | 68 | 73 | 72 | 74 | 287 | 0.00 |
| T51 | Kringle, Ed | 70 | 73 | 69 | 75 | 287 | 0.00 |
| T51 | Rhodes, Ted | 71 | 67 | 74 | 75 | 287 | 0.00 |
| 54 | Rubis, Ed | 72 | 71 | 70 | 75 | 288 | 0.00 |
| T55 | Siderowf, Dick | 68 | 72 | 75 | 74 | 289 | 0.00 |
| T55 | Conrad, Joe | 73 | 70 | 71 | 75 | 289 | 0.00 |
| T55 | Kufta, William | 71 | 73 | 71 | 74 | 289 | 0.00 |
| T58 | Annon, Fred | 72 | 72 | 69 | 77 | 290 | 0.00 |
| T58 | Dietz, Mike | 71 | 73 | 71 | 75 | 290 | 0.00 |
| T58 | Rubendall, Roger | 72 | 72 | 72 | 74 | 290 | 0.00 |
| T58 | Sauger, Reggie | 68 | 77 | 71 | 74 | 290 | 0.00 |
| T62 | Furgol, Ed | 70 | 69 | 76 | 76 | 291 | 0.00 |
| T62 | Bernardin, George | 71 | 70 | 74 | 76 | 291 | 0.00 |
| T64 | Kline, John | 74 | 73 | 77 | 69 | 293 | 0.00 |
| T64 | Levinson, John | 71 | 74 | 74 | 74 | 293 | 0.00 |
| 66 | Lenczyk, Ted | 67 | 74 | 79 | 76 | 296 | 0.00 |
| 67 | Blue, Ray | 74 | 78 | 74 | 73 | 299 | 0.00 |
| 68 | Whedon, W. W. | 74 | 76 | 73 | 78 | 301 | 0.00 |
| 69 | Grant, Jim | 74 | 77 | 74 | 77 | 302 | 0.00 |
| 70 | Zaccagnino, Pete | 71 | 78 | 78 | 79 | 306 | 0.00 |
| 71 | Matzak, Stan | 78 | 74 | 75 | 81 | 308 | 0.00 |
| 72 | Burf, Charles | 75 | 77 | 75 | 87 | 314 | 0.00 |

TOURNAMENT RESULTS

1957 INSURANCE CITY OPEN

August 30-September 2, 1957

\$20,000 Purse

Champion: Gardner Dickinson

LEADERS:

First Round: Bob Crowley, Gardner Dickinson and Ed Whalley opened with 5-under 66s and led George Bayer, Bill Nary, Arnold Palmer and Art Wall by one stroke.

Second Round: Crowley at 9-under 133 led Dickinson, Wall and Whalley by one shot. Nary and Palmer were two shots back at 7-under 135.

Third Round: Crowley at 13-under 200 led Dickinson and Palmer by two shots. Doug Ford was three shots back.

Cut: No Cut.



| | Player | 1R | 2R | 3R | 4R | Total | Money |
|-----|--------------------|----|----|----|----|-------|------------|
| 1 | Dickinson, Gardner | 66 | 68 | 68 | 70 | 272 | \$2,800.00 |
| 2 | Bayer, George | 67 | 69 | 71 | 67 | 274 | 1,900.00 |
| 3 | Burke, Jr., Jack | 71 | 67 | 69 | 68 | 275 | 1,400.00 |
| T4 | Finsterwald, Dow | 70 | 67 | 72 | 67 | 276 | 1,100.00 |
| T4 | Ford, Doug | 69 | 69 | 65 | 73 | 276 | 1,100.00 |
| T4 | Maxwell, Billy | 68 | 71 | 70 | 67 | 276 | 1,100.00 |
| T7 | Casper, Billy | 69 | 67 | 71 | 70 | 277 | 875.00 |
| T7 | Crowley, Bob | 66 | 67 | 67 | 77 | 277 | 875.00 |
| 9 | Wall, Art | 67 | 67 | 71 | 73 | 278 | 800.00 |
| T10 | Hawkins, Fred | 72 | 67 | 69 | 71 | 279 | 670.00 |
| T10 | Nieporte, Tom | 72 | 65 | 68 | 74 | 279 | 670.00 |
| T10 | Palmer, Arnold | 67 | 68 | 67 | 77 | 279 | 670.00 |
| T10 | Fazio, George | 71 | 69 | 70 | 69 | 279 | 670.00 |
| T10 | Winger, Bo | 71 | 69 | 70 | 69 | 279 | 670.00 |
| T15 | Fairfield, Don | 71 | 71 | 70 | 68 | 280 | 490.00 |
| T15 | Fetchick, Mike | 72 | 65 | 71 | 72 | 280 | 490.00 |
| T15 | Harney, Paul | 71 | 68 | 68 | 73 | 280 | 490.00 |
| T15 | Bernardin, George | 68 | 71 | 68 | 73 | 280 | 490.00 |
| T19 | Balding, Al | 69 | 73 | 67 | 72 | 281 | 337.50 |
| T19 | Johnson, Howie | 71 | 70 | 72 | 68 | 281 | 337.50 |
| T19 | Toski, Bob | 71 | 68 | 71 | 71 | 281 | 337.50 |
| T19 | Nary, Bill | 67 | 68 | 71 | 75 | 281 | 337.50 |
| T23 | Boros, Julius | 72 | 72 | 67 | 71 | 282 | 184.29 |
| T23 | January, Don | 68 | 75 | 66 | 73 | 282 | 184.28 |
| T23 | Conrad, Joe | 71 | 68 | 71 | 72 | 282 | 184.29 |
| T23 | Hoening, Don | 72 | 73 | 65 | 72 | 282 | 0.00 |
| T23 | Vossler, Ernie | 74 | 66 | 69 | 73 | 282 | 184.28 |
| T23 | Watson, Bob | 69 | 68 | 70 | 75 | 282 | 184.28 |
| T23 | Turnesa, Jim | 72 | 70 | 69 | 71 | 282 | 184.29 |
| T23 | Hill, Bob | 68 | 70 | 72 | 72 | 282 | 184.29 |
| T31 | Ferree, Jim | 69 | 68 | 71 | 75 | 283 | 25.00 |
| T31 | Souchak, Mike | 68 | 69 | 74 | 72 | 283 | 25.00 |
| T31 | Stranahan, Frank | 68 | 71 | 71 | 73 | 283 | 25.00 |
| T31 | Burke, Ed | 74 | 68 | 71 | 70 | 283 | 25.00 |
| T35 | Furgol, Marty | 73 | 70 | 72 | 70 | 285 | 0.00 |
| T35 | Rosburg, Bob | 73 | 68 | 72 | 72 | 285 | 0.00 |
| T37 | Thornton, Bill | 74 | 74 | 72 | 66 | 286 | 0.00 |
| T37 | Whalley, Ed | 66 | 68 | 75 | 77 | 286 | 0.00 |
| 39 | Trombley, Bill | 71 | 71 | 72 | 73 | 287 | 0.00 |
| T40 | Goosie, J.C. | 71 | 71 | 72 | 75 | 289 | 0.00 |
| T40 | Boynton, Frank | 73 | 69 | 72 | 75 | 289 | 0.00 |
| T40 | Cichon, Walter | 74 | 74 | 72 | 69 | 289 | 0.00 |
| T40 | Strafaci, Tom | 71 | 72 | 73 | 73 | 289 | 0.00 |
| T44 | Pott, Johnny | 71 | 70 | 73 | 76 | 290 | 0.00 |
| T44 | Robison, Jerry | 79 | 71 | 68 | 72 | 290 | 0.00 |
| T46 | Rubis, Ed | 73 | 72 | 71 | 75 | 291 | 0.00 |
| T46 | Vinzant, Everette | 74 | 71 | 70 | 76 | 291 | 0.00 |
| T46 | Bodington, Bob | 72 | 77 | 69 | 73 | 291 | 0.00 |
| T46 | Kline, John | 73 | 73 | 72 | 73 | 291 | 0.00 |
| T50 | Ragan, Dave | 70 | 73 | 75 | 74 | 292 | 0.00 |
| T50 | Gers, Chris | 74 | 70 | 77 | 71 | 292 | 0.00 |
| T50 | Booe, Billy | 69 | 80 | 71 | 72 | 292 | 0.00 |
| T50 | Keyter, Bruce | 72 | 73 | 69 | 78 | 292 | 0.00 |
| T54 | Lobutis, Al | 71 | 75 | 70 | 77 | 293 | 0.00 |
| T54 | Lenczyk, Ted | 73 | 72 | 75 | 73 | 293 | 0.00 |
| T56 | Schwab, Pat | 72 | 70 | 76 | 76 | 294 | 0.00 |
| T56 | Siderowf, Dick | 77 | 74 | 72 | 71 | 294 | 0.00 |
| T58 | Cook, Jr., A. W. | 74 | 70 | 76 | 75 | 295 | 0.00 |
| T58 | Emmons, Billy | 75 | 71 | 74 | 75 | 295 | 0.00 |
| T58 | McCue, Larry | 75 | 70 | 76 | 74 | 295 | 0.00 |
| T61 | Jones, Gordon | 73 | 73 | 73 | 77 | 296 | 0.00 |
| T61 | Wampler, Fred | 73 | 75 | 74 | 74 | 296 | 0.00 |
| T61 | Horne, Billy | 71 | 73 | 74 | 78 | 296 | 0.00 |
| T61 | Matczak, Stan | 74 | 72 | 76 | 74 | 296 | 0.00 |
| T61 | Nettelblatt, Harry | 75 | 74 | 73 | 74 | 296 | 0.00 |
| T66 | Kay, Bob | 70 | 75 | 76 | 76 | 297 | 0.00 |
| T66 | Lafrancis, Bob | 76 | 71 | 75 | 75 | 297 | 0.00 |
| T68 | Cavanaugh, Gil | 73 | 76 | 73 | 76 | 298 | 0.00 |
| T68 | Coghill, Gene | 73 | 74 | 75 | 76 | 298 | 0.00 |
| T70 | Jacobs, Tommy | 73 | 72 | 77 | 78 | 300 | 0.00 |
| T70 | Scussel, Ray | 75 | 73 | 78 | 74 | 300 | 0.00 |

TOURNAMENT RESULTS

1956 INSURANCE CITY OPEN

June 28-July 1, 1956

\$20,000 Purse

Champion: Arnold Palmer

Sudden Death Playoff

LEADERS:

First Round: Ed Oliver and Arnold Palmer shared the lead with 5-under 66s with six players one shot back.

Second Round: Oliver and Palmer continued to share the lead, moving to 7-under 135 and maintaining a one-stroke advantage over Paul McGuire. Fred Hawkins, Gene Littler, Dick Mayer and Bob Rosburg were two shots back.

Third Round: Palmer at 10-under 203 led Mayer and Gardner Dickinson by one shot and Hawkins by two shots.

Cut: No Cut.



| | Player | 1R | 2R | 3R | 4R | Total | Money |
|-----|--------------------|----|----|----|----|-------|------------|
| 1 | Palmer, Arnold | 66 | 69 | 68 | 71 | 274 | \$4,000.00 |
| 2 | Kroll, Ted | 71 | 69 | 67 | 67 | 274 | 2,200.00 |
| T3 | Fairfield, Don | 69 | 77 | 63 | 66 | 275 | 1,116.67 |
| T3 | Hawkins, Fred | 67 | 70 | 68 | 70 | 275 | 1,116.66 |
| T3 | Littler, Gene | 68 | 69 | 69 | 69 | 275 | 1,116.66 |
| T3 | Sifford, Charles | 69 | 70 | 68 | 68 | 275 | 1,116.67 |
| T3 | Vossler, Ernie | 68 | 70 | 72 | 65 | 275 | 1,116.67 |
| T3 | Holscher, Bud | 71 | 67 | 70 | 67 | 275 | 1,116.67 |
| T9 | Mayer, Dick | 71 | 66 | 67 | 72 | 276 | 665.00 |
| T9 | Knight, John | 70 | 71 | 68 | 67 | 276 | 665.00 |
| 11 | Dickinson, Gardner | 70 | 69 | 65 | 73 | 277 | 580.00 |
| T12 | Finsterwald, Dow | 74 | 64 | 71 | 69 | 278 | 500.00 |
| T12 | Towns, Ken | 67 | 71 | 69 | 71 | 278 | 500.00 |
| T12 | Oliver, Ed | 66 | 69 | 72 | 71 | 278 | 500.00 |
| T15 | Casper, Billy | 69 | 70 | 72 | 68 | 279 | 367.50 |
| T15 | Fetchick, Mike | 69 | 70 | 72 | 68 | 279 | 367.50 |
| T15 | Wampler, Fred | 73 | 69 | 69 | 68 | 279 | 367.50 |
| T15 | Blomquist, Ralph | 72 | 67 | 68 | 72 | 279 | 367.50 |
| T19 | Gwin, Ted | 70 | 73 | 66 | 71 | 280 | 280.00 |
| T19 | Homa, Mike | 68 | 71 | 72 | 69 | 280 | 280.00 |
| T21 | Bolt, Tommy | 69 | 71 | 70 | 71 | 281 | 230.00 |
| T21 | Ford, Doug | 70 | 70 | 71 | 70 | 281 | 230.00 |
| T21 | McGuire, Paul | 67 | 69 | 72 | 73 | 281 | 230.00 |
| T24 | Harney, Paul | 67 | 72 | 70 | 73 | 282 | 160.00 |
| T24 | January, Don | 72 | 66 | 72 | 72 | 282 | 160.00 |
| T24 | Toski, Bob | 75 | 70 | 70 | 67 | 282 | 160.00 |
| T24 | Winger, Bo | 73 | 70 | 70 | 69 | 282 | 160.00 |
| T28 | Bayer, George | 69 | 69 | 69 | 76 | 283 | 41.25 |
| T28 | Douglas, Dave | 75 | 69 | 68 | 71 | 283 | 41.25 |
| T28 | Inman, Walker | 70 | 70 | 74 | 69 | 283 | 41.25 |
| T28 | Ransom, Henry | 70 | 71 | 70 | 72 | 283 | 41.25 |
| T28 | Rubis, Ed | 67 | 72 | 73 | 71 | 283 | 0.00 |
| T28 | Burke, Jr., Jack | 67 | 71 | 68 | 77 | 283 | 41.25 |
| T28 | Goggin, Willie | 69 | 73 | 73 | 68 | 283 | 41.25 |
| T28 | Nary, Bill | 70 | 69 | 72 | 72 | 283 | 41.25 |
| T28 | Rutkiewicz, Frank | 71 | 71 | 69 | 72 | 283 | 41.25 |
| T37 | Besselink, Al | 71 | 72 | 72 | 69 | 284 | 0.00 |
| T37 | Furgol, Marty | 71 | 71 | 69 | 73 | 284 | 0.00 |
| T37 | Bernardin, George | 71 | 71 | 71 | 71 | 284 | 0.00 |
| T37 | Krak, Mike | 69 | 71 | 72 | 72 | 284 | 0.00 |
| T37 | Whitt, Don | 72 | 72 | 69 | 71 | 284 | 0.00 |
| T42 | Maxwell, Billy | 71 | 70 | 70 | 74 | 285 | 0.00 |
| T42 | Kesselring, Gerry | 70 | 71 | 73 | 71 | 285 | 0.00 |
| T44 | Rosburg, Bob | 70 | 67 | 71 | 78 | 286 | 0.00 |
| T44 | Cleary, John | 69 | 74 | 68 | 75 | 286 | 0.00 |
| T44 | Duden, Bob | 72 | 72 | 70 | 72 | 286 | 0.00 |
| T44 | Burke, Ed | 71 | 73 | 71 | 71 | 286 | 0.00 |
| T48 | Brewer, Gay | 72 | 71 | 72 | 72 | 287 | 0.00 |
| T48 | Hebert, Jay | 71 | 68 | 71 | 77 | 287 | 0.00 |
| T48 | Doering, Art | 70 | 75 | 72 | 70 | 287 | 0.00 |
| T48 | Cichon, Walter | 68 | 73 | 77 | 69 | 287 | 0.00 |
| T48 | Grant, Bob | 69 | 69 | 77 | 72 | 287 | 0.00 |
| T48 | Lenczyk, Ted | 71 | 76 | 69 | 71 | 287 | 0.00 |
| T54 | Kay, Bob | 75 | 71 | 72 | 70 | 288 | 0.00 |
| T54 | O'Leary, Paul | 75 | 70 | 68 | 75 | 288 | 0.00 |
| T54 | Staszowski, Stan | 72 | 69 | 72 | 75 | 288 | 0.00 |
| T57 | Hoenig, Don | 75 | 70 | 71 | 73 | 289 | 0.00 |
| T57 | Smith, Kirk | 70 | 75 | 71 | 73 | 289 | 0.00 |
| T57 | Staszowski, Frank | 71 | 72 | 72 | 74 | 289 | 0.00 |
| T60 | Whedon, W. W. | 75 | 72 | 70 | 73 | 290 | 0.00 |
| T60 | Zbikowski, Robert | 72 | 75 | 71 | 72 | 290 | 0.00 |
| T62 | Bigham, George | 71 | 72 | 72 | 76 | 291 | 0.00 |
| T62 | Booe, Billy | 73 | 74 | 69 | 75 | 291 | 0.00 |
| T62 | Manero, Tony | 73 | 71 | 71 | 76 | 291 | 0.00 |
| T62 | Mattson, Ronnie | 74 | 72 | 69 | 76 | 291 | 0.00 |
| 66 | Kringle, Ed | 71 | 75 | 71 | 75 | 292 | 0.00 |
| 67 | Hilinski, Stanley | 70 | 72 | 75 | 76 | 293 | 0.00 |
| T68 | Addington, Don | 71 | 72 | 72 | 79 | 294 | 0.00 |
| T68 | Doctor, Steve | 70 | 72 | 73 | 79 | 294 | 0.00 |
| T68 | Gerardi, Ernie | 74 | 72 | 74 | 74 | 294 | 0.00 |
| T71 | Bisdorf, Bill | 74 | 72 | 72 | 77 | 295 | 0.00 |
| T71 | Lafrancis, Bob | 68 | 75 | 74 | 78 | 295 | 0.00 |
| T71 | Thornton, Bill | 73 | 74 | 72 | 76 | 295 | 0.00 |

TOURNAMENT RESULTS

1955 INSURANCE CITY OPEN

September 2-5, 1955

\$20,000 Purse

Champion: Sam Snead



LEADERS:

First Round: Sam Snead and Mike Souchak shared the lead at 5-under 66. Art Wall was one shot back and eight players were two shots back.

Second Round: Snead and Gerry Kesselring moved to 8-under 134, two shots ahead of Souchak and Ed Kringle. Doug Ford was three shots backs.

Third Round: Snead led Kesselring by four at 13-under 200. Souchak and Fred Hawkins were seven shots back.

Cut: No Cut

| | Player | 1R | 2R | 3R | 4R | Total | Money |
|-----|--------------------|----|----|----|----|-------|------------|
| 1 | Snead, Sam | 66 | 68 | 66 | 69 | 269 | \$4,000.00 |
| T2 | Hawkins, Fred | 73 | 67 | 67 | 69 | 276 | 1,950.00 |
| T2 | Souchak, Mike | 66 | 70 | 71 | 69 | 276 | 1,950.00 |
| T4 | Boros, Julius | 70 | 72 | 67 | 69 | 278 | 1,150.00 |
| T4 | Kesselring, Gerry | 68 | 66 | 70 | 74 | 278 | 1,150.00 |
| T6 | Little, Gene | 69 | 69 | 72 | 70 | 280 | 950.00 |
| T6 | Burke, Jr., Jack | 68 | 71 | 73 | 68 | 280 | 950.00 |
| 8 | Finsterwald, Dow | 70 | 72 | 68 | 71 | 281 | 800.00 |
| T9 | Wall, Art | 67 | 72 | 70 | 73 | 282 | 636.66 |
| T9 | Douglas, Dove | 71 | 70 | 72 | 69 | 282 | 636.67 |
| T9 | Evans, Max | 73 | 68 | 71 | 70 | 282 | 636.67 |
| T12 | Bolt, Tommy | 69 | 70 | 71 | 73 | 283 | 500.00 |
| T12 | Furgol, Marty | 71 | 70 | 71 | 71 | 283 | 500.00 |
| T12 | Markham, Bill | 73 | 71 | 68 | 71 | 283 | 500.00 |
| T15 | Casper, Billy | 70 | 68 | 77 | 69 | 284 | 338.34 |
| T15 | Dickinson, Gardner | 72 | 69 | 72 | 71 | 284 | 338.33 |
| T15 | Fairfield, Don | 71 | 73 | 67 | 73 | 284 | 338.33 |
| T15 | Wampler, Fred | 74 | 73 | 68 | 69 | 284 | 338.34 |
| T15 | Homa, Mike | 72 | 73 | 69 | 70 | 284 | 338.33 |
| T15 | Kay, Bob | 68 | 71 | 74 | 71 | 284 | 338.33 |
| T21 | Barber, Jerry | 71 | 72 | 70 | 72 | 285 | 220.00 |
| T21 | Kroll, Ted | 68 | 73 | 72 | 72 | 285 | 220.00 |
| T21 | Harper, Chandler | 72 | 71 | 68 | 74 | 285 | 220.00 |
| T21 | Snow, Ansel | 73 | 72 | 68 | 72 | 285 | 220.00 |
| T25 | Sifford, Charles | 71 | 72 | 74 | 69 | 286 | 150.00 |
| T25 | Ulrich, Wally | 75 | 70 | 73 | 68 | 286 | 150.00 |
| T25 | Turnesa, Jim | 73 | 73 | 73 | 67 | 286 | 150.00 |
| T28 | Collins, Bill | 71 | 76 | 66 | 74 | 287 | 82.50 |
| T28 | Fetchick, Mike | 68 | 76 | 72 | 71 | 287 | 82.50 |
| T28 | Ellis, Wes | 73 | 73 | 69 | 72 | 287 | 82.50 |
| T28 | Weaver, Buddy | 71 | 73 | 70 | 73 | 287 | 82.50 |
| T32 | Biagetti, Leo | 68 | 72 | 74 | 74 | 288 | 0.00 |
| T32 | Doctor, Steve | 70 | 71 | 72 | 75 | 288 | 0.00 |
| T34 | Ford, Doug | 71 | 66 | 75 | 77 | 289 | 0.00 |
| T34 | Mengert, Al | 70 | 72 | 74 | 73 | 289 | 0.00 |
| T34 | Watson, Bob | 71 | 74 | 72 | 72 | 289 | 0.00 |
| T34 | Rhodes, Ted | 70 | 75 | 73 | 71 | 289 | 0.00 |
| T39 | Stranahan, Frank | 71 | 76 | 74 | 69 | 290 | 0.00 |
| T39 | Annon, Fred | 69 | 75 | 73 | 73 | 290 | 0.00 |
| T39 | Labutis, Al | 73 | 73 | 70 | 74 | 290 | 0.00 |
| T42 | Cleary, John | 71 | 71 | 77 | 72 | 291 | 0.00 |
| T42 | Hoening, Don | 74 | 71 | 71 | 75 | 291 | 0.00 |
| T42 | Burke, Ed | 71 | 71 | 74 | 75 | 291 | 0.00 |
| T42 | Galeski, John | 71 | 76 | 72 | 72 | 291 | 0.00 |
| T42 | Nettelblatt, Harry | 75 | 71 | 74 | 71 | 291 | 0.00 |
| T42 | Sanders, Monte | 70 | 73 | 77 | 71 | 291 | 0.00 |
| T48 | Mayer, Dick | 71 | 76 | 72 | 73 | 292 | 0.00 |
| T48 | Lenczyk, Ted | 76 | 71 | 74 | 71 | 292 | 0.00 |
| T50 | Toski, Bob | 71 | 73 | 77 | 72 | 293 | 0.00 |
| T50 | Nary, Bill | 75 | 69 | 73 | 76 | 293 | 0.00 |
| T50 | O'Leary, Paul | 73 | 74 | 71 | 75 | 293 | 0.00 |
| T53 | Reed, Buster | 73 | 74 | 76 | 72 | 295 | 0.00 |
| T53 | Strafoci, Tom | 71 | 75 | 76 | 73 | 295 | 0.00 |
| T55 | Clark, Jimmy | 73 | 73 | 78 | 72 | 296 | 0.00 |
| T55 | Burke, Pete | 74 | 73 | 76 | 73 | 296 | 0.00 |
| T55 | Glenn, Roy | 74 | 73 | 74 | 75 | 296 | 0.00 |
| T55 | Resnick, Burton | 72 | 72 | 77 | 75 | 296 | 0.00 |
| 59 | Bigham, George | 71 | 76 | 76 | 74 | 297 | 0.00 |
| T60 | Bishop, Ted | 75 | 77 | 72 | 74 | 298 | 0.00 |
| T60 | Hackney, Alex | 73 | 74 | 74 | 77 | 298 | 0.00 |
| T62 | Whitt, Don | 71 | 76 | 74 | 78 | 299 | 0.00 |
| T62 | Cichon, Walter | 72 | 74 | 80 | 73 | 299 | 0.00 |
| 64 | Domian, Stanley | 75 | 74 | 76 | 75 | 300 | 0.00 |
| T65 | Dietz, Mike | 75 | 72 | 80 | 74 | 301 | 0.00 |
| T65 | McGuire, Paul | 73 | 74 | 77 | 77 | 301 | 0.00 |
| T67 | Conlin, Bill | 78 | 75 | 74 | 75 | 302 | 0.00 |
| T67 | Miller, Dave | 79 | 75 | 75 | 73 | 302 | 0.00 |
| T69 | Lang, Ken | 70 | 75 | 80 | 78 | 303 | 0.00 |
| T69 | McCue, Larry | 73 | 74 | 76 | 80 | 303 | 0.00 |
| T71 | Mitchell, Joe | 75 | 77 | 75 | 77 | 304 | 0.00 |
| T71 | Whedon, W. W. | 75 | 73 | 80 | 76 | 304 | 0.00 |
| 73 | Netcho, John | 75 | 79 | 74 | 79 | 307 | 0.00 |
| 74 | Kask, Fred | 75 | 73 | 82 | 78 | 308 | 0.00 |
| 75 | Kirkpatrick, Jim | 75 | 79 | 76 | 79 | 309 | 0.00 |
| 76 | Healey, Walter | 77 | 76 | 80 | 79 | 312 | 0.00 |
| 77 | Zaccagnino, Pete | 80 | 75 | 83 | 78 | 316 | 0.00 |

TOURNAMENT RESULTS

1954 INSURANCE CITY OPEN

June 24-27, 1954

\$15,000 Purse

Champion: Tommy Bolt

Sudden Death Playoff

LEADERS:

First Round: Cary Middlecoff at 6-under 65 led Leo Biagetti and Earl Stewart by three shots.

Second Round: Tommy Bolt fired an 11-under 60 to move to 11-under par 130 and lead Middlecoff and Stewart by five shots.

Final Round: Bolt moved to 13-under 200 and led Ed Burke and Doug Ford by three shots.

Cut: No Cut.



| | Player | 1R | 2R | 3R | 4R | Total | Money |
|-----|----------------------|----|----|----|----|-------|------------|
| 1 | Bolt, Tommy | 71 | 60 | 69 | 71 | 271 | \$2,400.00 |
| 2 | Stewart, Earl | 68 | 68 | 69 | 66 | 271 | 1,800.00 |
| 3 | Boros, Julius | 70 | 69 | 66 | 68 | 273 | 1,400.00 |
| T4 | Ford, Doug | 70 | 67 | 66 | 72 | 275 | 1,000.00 |
| T4 | Furgol, Marty | 71 | 69 | 66 | 69 | 275 | 1,000.00 |
| T4 | Hawkins, Fred | 70 | 69 | 67 | 69 | 275 | 1,000.00 |
| T7 | Kroll, Ted | 70 | 69 | 69 | 68 | 276 | 600.00 |
| T7 | Littler, Gene* | 70 | 69 | 67 | 70 | 276 | 0.00 |
| T7 | Burke, Ed | 71 | 67 | 65 | 73 | 276 | 600.00 |
| T7 | Holscher, Bud | 71 | 68 | 66 | 71 | 276 | 600.00 |
| T11 | Middlecoff, Cary | 65 | 71 | 70 | 71 | 277 | 360.00 |
| T11 | Palmer, Johnny | 69 | 68 | 67 | 73 | 277 | 360.00 |
| T11 | Douglas, Dave | 73 | 70 | 68 | 66 | 277 | 360.00 |
| T11 | Kay, Bob | 71 | 71 | 65 | 70 | 277 | 360.00 |
| T11 | McGuire, Paul | 70 | 70 | 67 | 70 | 277 | 360.00 |
| T16 | Haas, Fred | 71 | 69 | 66 | 72 | 278 | 245.00 |
| T16 | Toski, Bob | 70 | 70 | 66 | 72 | 278 | 245.00 |
| T18 | Fleck, Jack | 71 | 70 | 70 | 68 | 279 | 225.00 |
| T18 | Turnesa, Jim | 69 | 69 | 69 | 72 | 279 | 225.00 |
| T20 | Ulrich, Wally | 73 | 68 | 67 | 72 | 280 | 205.00 |
| T20 | Homa, Mike | 72 | 70 | 71 | 67 | 280 | 205.00 |
| T22 | Barber, Jerry | 73 | 72 | 65 | 71 | 281 | 180.00 |
| T22 | Fazio, George | 75 | 71 | 67 | 68 | 281 | 180.00 |
| T22 | Wininger, Bo | 72 | 68 | 70 | 71 | 281 | 180.00 |
| T25 | Scharlau, Herman | 70 | 68 | 75 | 69 | 282 | 155.00 |
| T25 | Quick, Smiley | 72 | 69 | 72 | 69 | 282 | 155.00 |
| T27 | Marusic, Milon | 70 | 72 | 72 | 69 | 283 | 135.00 |
| T27 | Mayfield, Shelley | 69 | 72 | 69 | 73 | 283 | 135.00 |
| T29 | Cooper, Pete | 73 | 70 | 72 | 69 | 284 | 55.00 |
| T29 | Metz, Dick | 75 | 71 | 70 | 68 | 284 | 55.00 |
| T29 | Annon, Fred | 70 | 74 | 67 | 73 | 284 | 55.00 |
| T29 | Rhodes, Ted | 74 | 73 | 68 | 69 | 284 | 55.00 |
| T29 | Snow, Ansel | 72 | 71 | 74 | 67 | 284 | 55.00 |
| T29 | Zimmerman, Al | 71 | 70 | 73 | 70 | 284 | 55.00 |
| T35 | Besselink, Al | 74 | 72 | 73 | 66 | 285 | 0.00 |
| T35 | Dickinson, Gardner | 71 | 73 | 70 | 71 | 285 | 0.00 |
| T35 | Souchak, Mike | 73 | 73 | 68 | 71 | 285 | 0.00 |
| T35 | Bruno, George | 70 | 73 | 70 | 72 | 285 | 0.00 |
| T35 | Nettelblatt, Harry | 73 | 70 | 70 | 72 | 285 | 0.00 |
| T35 | Torza, Felice | 71 | 72 | 69 | 73 | 285 | 0.00 |
| T41 | Curtain, Joe | 73 | 71 | 72 | 70 | 286 | 0.00 |
| T41 | Nary, Bill | 73 | 70 | 71 | 72 | 286 | 0.00 |
| T43 | Mayer, Dick | 73 | 71 | 71 | 72 | 287 | 0.00 |
| T43 | Ezinicki, Bill | 70 | 70 | 74 | 73 | 287 | 0.00 |
| T43 | Dietz, Mike | 75 | 68 | 69 | 75 | 287 | 0.00 |
| T46 | Clark, Jimmy | 78 | 69 | 68 | 73 | 288 | 0.00 |
| T46 | De Vincenzo, Roberto | 70 | 75 | 71 | 72 | 288 | 0.00 |
| T46 | Lawrence, Palmer | 72 | 70 | 73 | 73 | 288 | 0.00 |
| T46 | Bishop, Ted | 75 | 69 | 72 | 72 | 288 | 0.00 |
| T50 | Rosburg, Bob | 70 | 74 | 68 | 77 | 289 | 0.00 |
| T50 | Hoenig, Don | 76 | 72 | 72 | 69 | 289 | 0.00 |
| T50 | Evans, Max | 70 | 73 | 71 | 75 | 289 | 0.00 |
| T50 | Grant, R. M. | 74 | 72 | 72 | 71 | 289 | 0.00 |
| T50 | Lundahl, Dick | 74 | 69 | 71 | 75 | 289 | 0.00 |
| T50 | Spears, Herschel | 71 | 75 | 69 | 74 | 289 | 0.00 |
| T50 | Williams, Harold | 77 | 70 | 71 | 71 | 289 | 0.00 |
| T57 | Burkemo, Walter | 72 | 75 | 71 | 72 | 290 | 0.00 |
| T57 | Penecale, Sam | 76 | 71 | 70 | 73 | 290 | 0.00 |
| T57 | Joseph, Eddie | 73 | 73 | 71 | 73 | 290 | 0.00 |
| T60 | Fetchick, Mike | 73 | 72 | 73 | 73 | 291 | 0.00 |
| T60 | Gerardi, Ernie | 74 | 74 | 72 | 71 | 291 | 0.00 |
| 62 | Cavanaugh, Gil | 77 | 70 | 73 | 72 | 292 | 0.00 |
| 63 | Biagetti, Leo | 68 | 74 | 78 | 73 | 293 | 0.00 |
| T64 | Lenczyk, Ted | 72 | 75 | 73 | 75 | 295 | 0.00 |
| T64 | Resnick, Burton | 77 | 71 | 74 | 73 | 295 | 0.00 |
| 66 | Billows, Ray | 72 | 76 | 73 | 75 | 296 | 0.00 |
| 67 | Little, Lawson | 73 | 74 | 72 | 80 | 299 | 0.00 |
| 68 | Mandy, Harold | 77 | 71 | 74 | 82 | 304 | 0.00 |

* Littler ineligible to win money in this event.

TOURNAMENT RESULTS

1953 INSURANCE CITY OPEN

August 27-30, 1953

\$15,000 Purse

Champion: Bob Toski

LEADERS:

First Round: Joe Curtain, Jim Ferrier, E.J. Harrson, Bob Toski and Fred Wampler shared the lead at 5-under 66.

Second Round: Jim Turnesa moved to 11-under 131 to lead Toski and Ferrier by one and two shots respectively. Mike Homa was four shots back and four players were five shots back.

Third Round: Ferrier, Toski and amateur Frank Stranahan shared the lead at 11-under 202. Turnesa and Tommy Bolt were one shot back and Joe Moore, Jr. was three shots off the pace.



| | Player | 1R | 2R | 3R | 4R | Total | Money |
|-----|--------------------|----|----|----|----|-------|------------|
| 1 | Toski, Bob | 66 | 66 | 70 | 67 | 269 | \$2,400.00 |
| 2 | Ferrier, Jim | 66 | 67 | 69 | 68 | 270 | 1,800.00 |
| T3 | Bolt, Tommy | 68 | 68 | 67 | 70 | 273 | 1,100.00 |
| T3 | Turnesa, Jim | 67 | 64 | 72 | 70 | 273 | 1,100.00 |
| T3 | Evans, Max | 68 | 71 | 69 | 65 | 273 | 1,100.00 |
| T3 | Oliver, Ed | 72 | 66 | 69 | 66 | 273 | 1,100.00 |
| T7 | Wall, Art | 71 | 68 | 68 | 67 | 274 | 700.00 |
| T7 | Stranahan, Frank | 71 | 66 | 65 | 72 | 274 | 0.00 |
| T9 | Markham, Bill | 68 | 70 | 68 | 69 | 275 | 550.00 |
| T9 | Moore, Jr., Joe | 67 | 69 | 69 | 70 | 275 | 550.00 |
| 11 | Boros, Julius | 72 | 71 | 65 | 68 | 276 | 440.00 |
| T12 | Ford, Doug | 69 | 68 | 72 | 68 | 277 | 380.00 |
| T12 | Kroll, Ted | 69 | 69 | 71 | 68 | 277 | 380.00 |
| 14 | Harrison, E. J. | 66 | 72 | 70 | 70 | 278 | 320.00 |
| 15 | Gojda, Bob | 70 | 72 | 68 | 69 | 279 | 280.00 |
| T16 | Furgol, Marty | 69 | 72 | 73 | 66 | 280 | 225.00 |
| T16 | Marusic, Milan | 70 | 70 | 72 | 68 | 280 | 225.00 |
| T16 | Fleming, Pete | 69 | 73 | 68 | 70 | 280 | 225.00 |
| T16 | Homa, Mike | 67 | 68 | 71 | 74 | 280 | 225.00 |
| T16 | Little, Lawson | 72 | 71 | 67 | 70 | 280 | 225.00 |
| T16 | Mayfield, Shelley | 68 | 70 | 70 | 72 | 280 | 225.00 |
| T22 | Wampler, Fred | 66 | 70 | 71 | 74 | 281 | 165.00 |
| T22 | Biagetti, Leo | 75 | 70 | 70 | 66 | 281 | 165.00 |
| T22 | Dana, Norman | 72 | 71 | 68 | 70 | 281 | 165.00 |
| T22 | Inman, Bob | 68 | 73 | 67 | 73 | 281 | 165.00 |
| T22 | Kay, Bob | 70 | 68 | 71 | 72 | 281 | 165.00 |
| T22 | Staszowski, Frank | 71 | 68 | 72 | 70 | 281 | 165.00 |
| T28 | Hawkins, Fred | 74 | 69 | 70 | 69 | 282 | 125.00 |
| T28 | Bishop, Ted | 69 | 70 | 72 | 71 | 282 | 0.00 |
| T28 | Blomquist, Ralph | 69 | 67 | 77 | 69 | 282 | 125.00 |
| T31 | Ulrich, Wally | 74 | 68 | 70 | 71 | 283 | 52.50 |
| T31 | Burke, Pete | 75 | 70 | 71 | 67 | 283 | 52.50 |
| T31 | Curtain, Joe | 66 | 74 | 71 | 72 | 283 | 52.50 |
| T31 | Lomeli, Ralph | 73 | 67 | 69 | 74 | 283 | 52.50 |
| T35 | Burke, Ed | 71 | 68 | 70 | 75 | 284 | 0.00 |
| T35 | Riegel, Skee | 70 | 68 | 73 | 73 | 284 | 0.00 |
| T37 | Dickinson, Gardner | 73 | 68 | 72 | 72 | 285 | 0.00 |
| T37 | Hoening, Don | 75 | 64 | 73 | 73 | 285 | 0.00 |
| T37 | Knight, Dick | 70 | 73 | 69 | 73 | 285 | 0.00 |
| T37 | Thornton, Bill | 72 | 71 | 71 | 71 | 285 | 0.00 |
| T41 | Clark, Jimmy | 69 | 71 | 74 | 72 | 286 | 0.00 |
| T41 | Miner, Clem | 76 | 67 | 71 | 72 | 286 | 0.00 |
| 43 | Capps, Billy | 74 | 71 | 72 | 70 | 287 | 0.00 |
| 44 | Barber, Jerry | 69 | 70 | 73 | 76 | 288 | 0.00 |
| 45 | Stewart, David | 77 | 71 | 72 | 69 | 289 | 0.00 |
| 46 | Mandly, Harold | 68 | 78 | 72 | 72 | 290 | 0.00 |
| T47 | Ezinicki, Bill | 73 | 73 | 70 | 75 | 291 | 0.00 |
| T47 | Rubis, Ed | 71 | 75 | 72 | 73 | 291 | 0.00 |
| T47 | Stewart, Earl | 69 | 70 | 75 | 77 | 291 | 0.00 |
| T47 | Catropa, Ernest | 75 | 72 | 71 | 73 | 291 | 0.00 |
| T47 | King, Frank | 79 | 70 | 75 | 67 | 291 | 0.00 |
| T47 | Toski, Ben | 72 | 76 | 69 | 74 | 291 | 0.00 |
| 53 | Sarro, Frank | 76 | 73 | 73 | 70 | 292 | 0.00 |
| 54 | Spiller, Bill | 70 | 70 | 76 | 77 | 293 | 0.00 |
| 55 | Long, Ken | 69 | 76 | 71 | 78 | 294 | 0.00 |
| T56 | Kuffa, William | 74 | 72 | 76 | 75 | 297 | 0.00 |
| T56 | Lambo, Jerry | 77 | 73 | 77 | 70 | 297 | 0.00 |
| T58 | Nettelblatt, Harry | 77 | 73 | 75 | 74 | 299 | 0.00 |
| T58 | Schappa, Bob | 72 | 73 | 78 | 76 | 299 | 0.00 |
| T60 | Ebbetts, J. R. | 74 | 76 | 75 | 75 | 300 | 0.00 |
| T60 | Null, Johnny | 77 | 71 | 73 | 79 | 300 | 0.00 |

TOURNAMENT RESULTS

1952 INSURANCE CITY OPEN

August 29-September 1, 1952

\$15,000 Purse


Champion: Ted Kroll

LEADERS:

First Round: Skee Riegel and Art Wall shared the lead at 5-under 66, one shot ahead of Johnny Palmer.

Second Round: Riegel moved to 9-under 133, four shots clear of Bill Nary, Palmer, Bob Toski, Wally Ulrich and Wall.

Third Round: Riegel at 9-under 204 led Ted Kroll by two shots. Lawson Little, Ed Oliver and Earl Stewart were three shots behind.



| | Player | 1R | 2R | 3R | 4R | Total | Money |
|-----|-----------------------|----|----|----|----|-------|------------|
| 1 | Kroll, Ted | 69 | 70 | 67 | 67 | 273 | \$2,400.00 |
| T2 | Stewart, Earl | 68 | 71 | 69 | 69 | 277 | 1,466.67 |
| T2 | Little, Lawson | 68 | 72 | 68 | 69 | 277 | 1,466.66 |
| T2 | Riegel, Skee | 66 | 67 | 71 | 73 | 277 | 1,466.67 |
| 5 | Oliver, Ed | 74 | 67 | 67 | 70 | 278 | 1,000.00 |
| T6 | Ford, Doug | 71 | 70 | 71 | 68 | 280 | 750.00 |
| T6 | Palmer, Johnny | 67 | 70 | 72 | 71 | 280 | 750.00 |
| T8 | Furgol, Marty | 70 | 71 | 72 | 68 | 281 | 513.34 |
| T8 | Toski, Bob | 69 | 68 | 73 | 71 | 281 | 513.33 |
| T8 | Wall, Art | 66 | 71 | 72 | 72 | 281 | 513.33 |
| T11 | Boros, Julius | 70 | 71 | 68 | 73 | 282 | 400.00 |
| T11 | Markham, Bill | 68 | 70 | 71 | 73 | 282 | 0.00 |
| 13 | Burke, Ed | 73 | 69 | 71 | 70 | 283 | 360.00 |
| T14 | Clark, Jimmy | 70 | 74 | 72 | 68 | 284 | 264.00 |
| T14 | Finsterwald, Dow | 73 | 73 | 71 | 67 | 284 | 264.00 |
| T14 | Mayer, Dick | 70 | 70 | 73 | 71 | 284 | 264.00 |
| T14 | Hoening, Don | 69 | 71 | 70 | 74 | 284 | 0.00 |
| T14 | Homa, Mike | 70 | 68 | 73 | 73 | 284 | 264.00 |
| T14 | Zimmerman, Al | 69 | 72 | 69 | 74 | 284 | 264.00 |
| T20 | Bolt, Tommy | 72 | 70 | 70 | 73 | 285 | 205.00 |
| T20 | Turnesa, Jim | 70 | 74 | 71 | 70 | 285 | 205.00 |
| T20 | Nary, Bill | 70 | 67 | 74 | 74 | 285 | 205.00 |
| T20 | Nettelbladt, Harry | 74 | 74 | 69 | 68 | 285 | 205.00 |
| T24 | Ulrich, Wally | 68 | 69 | 73 | 76 | 286 | 165.00 |
| T24 | Duden, Bob | 72 | 67 | 72 | 75 | 286 | 165.00 |
| T24 | Evans, Max | 74 | 73 | 73 | 66 | 286 | 165.00 |
| T24 | Gerardi, Ernie | 71 | 72 | 73 | 70 | 286 | 0.00 |
| T24 | Staszowski, Frank | 73 | 72 | 72 | 69 | 286 | 165.00 |
| T29 | Haas, Fred | 72 | 71 | 74 | 70 | 287 | 120.00 |
| T29 | Hawkins, Fred | 73 | 77 | 70 | 67 | 287 | 120.00 |
| T29 | Gajda, Bob | 70 | 74 | 69 | 74 | 287 | 120.00 |
| T29 | Ferrier, Jim | 73 | 72 | 70 | 72 | 287 | 120.00 |
| T29 | Heckman, Buddy | 69 | 72 | 72 | 74 | 287 | 120.00 |
| T34 | Biogetti, Leo | 72 | 69 | 74 | 73 | 288 | 0.00 |
| T34 | Doctor, Steve | 75 | 73 | 71 | 69 | 288 | 0.00 |
| T34 | Lomeli, Ralph | 74 | 71 | 72 | 71 | 288 | 0.00 |
| T37 | Barber, Jerry | 70 | 70 | 72 | 77 | 289 | 0.00 |
| T37 | Catropa, Ernest | 71 | 75 | 74 | 69 | 289 | 0.00 |
| T37 | Grant, R. M. | 75 | 70 | 73 | 71 | 289 | 0.00 |
| T40 | Armour, Tommy | 72 | 71 | 73 | 74 | 290 | 0.00 |
| T40 | Strazza, Frank | 72 | 72 | 74 | 72 | 290 | 0.00 |
| T42 | Kringle, Frank | 75 | 74 | 71 | 71 | 291 | 0.00 |
| T42 | Snow, Ansel | 74 | 71 | 72 | 74 | 291 | 0.00 |
| 44 | Null, Johnny | 73 | 75 | 68 | 76 | 292 | 0.00 |
| T45 | Ezinicki, Bill | 75 | 72 | 71 | 75 | 293 | 0.00 |
| T45 | Fleming, Pete | 72 | 70 | 80 | 71 | 293 | 0.00 |
| T45 | Mitchell, Joe | 71 | 73 | 70 | 79 | 293 | 0.00 |
| T45 | Tereskiewicz, Joe | 70 | 75 | 75 | 73 | 293 | 0.00 |
| T45 | Thompson, Jimmy | 73 | 74 | 71 | 75 | 293 | 0.00 |
| T50 | Marusic, Milon | 75 | 73 | 74 | 72 | 294 | 0.00 |
| T50 | Bucior, Frank | 73 | 75 | 71 | 75 | 294 | 0.00 |
| T50 | Cichon, Walter | 72 | 75 | 74 | 73 | 294 | 0.00 |
| T50 | Jones, III, Robert T. | 74 | 73 | 73 | 74 | 294 | 0.00 |
| T50 | Martin, Iverson | 75 | 73 | 71 | 75 | 294 | 0.00 |
| 55 | Kay, Bob | 72 | 75 | 74 | 74 | 295 | 0.00 |
| T56 | Mandly, John | 71 | 78 | 75 | 73 | 297 | 0.00 |
| T56 | McGuire, Paul | 71 | 79 | 76 | 71 | 297 | 0.00 |
| T58 | Mandly, Harold | 71 | 78 | 74 | 76 | 299 | 0.00 |
| T58 | Pezzullo, Joe | 73 | 76 | 76 | 74 | 299 | 0.00 |
| T58 | Winter, Alpheus | 74 | 74 | 74 | 77 | 299 | 0.00 |
| T61 | Schappa, Bill | 74 | 75 | 77 | 75 | 301 | 0.00 |
| T61 | Schappa, Bob | 74 | 74 | 77 | 76 | 301 | 0.00 |
| 63 | Mazzarello, Pat | 75 | 74 | 75 | 78 | 302 | 0.00 |
| 64 | Chizinski, Leo | 76 | 73 | 79 | 75 | 303 | 0.00 |
| 65 | Smith, Joel | 71 | 77 | 79 | 81 | 308 | 0.00 |



TRAVELERS CHAMPIONSHIP



Individual Results



INDIVIDUAL RESULTS

AARON, TOMMY (69.81)

| Year | 1st | 2nd | 3rd | 4th | Total | Finish | Money |
|------|-----|-----|-----|-----|-------|--------|-------------|
| 1961 | 71 | 71 | 70 | 69 | 281 | T30 | \$106.25 |
| 1963 | 74 | 68 | 72 | 73 | 287 | T33 | 182.22 |
| 1964 | 68 | 69 | 68 | 73 | 278 | T15 | 872.22 |
| 1965 | 67 | 70 | 72 | 68 | 277 | T8 | 2,050.00 |
| 1966 | 69 | 70 | 72 | 70 | 281 | T51 | 33.34 |
| 1967 | 69 | 71 | 72 | 67 | 279 | T21 | 953.57 |
| 1970 | 70 | 68 | 73 | 70 | 281 | T42 | 286.67 |
| 1971 | 71 | 70 | 68 | 68 | 278 | T31 | 592.00 |
| 1976 | 70 | 70 | 66 | 70 | 276 | T18 | 2,730.00 |
| 1977 | 73 | 68 | 71 | 71 | 283 | T70 | 105.00 |
| 1978 | 69 | 69 | 66 | 70 | 274 | T22 | 1,715.00 |
| 1979 | 68 | 68 | 72 | 72 | 280 | T39 | 1,140.00 |
| 1980 | 73 | 68 | | | 141 | CUT | |
| 1981 | 70 | 68 | 67 | 69 | 274 | T47 | 807.00 |
| | | | | | | Total | \$11,573.27 |

ABBOTT, JERRY (70.88)

| Year | 1st | 2nd | 3rd | 4th | Total | Finish | Money |
|------|-----|-----|-----|-----|-------|--------|----------|
| 1968 | 73 | 69 | 75 | 70 | 287 | T59 | |
| 1969 | 67 | 71 | 73 | 69 | 280 | T35 | \$495.72 |
| | | | | | | Total | \$495.72 |

ACOSTA, JR., JOE (73.50)

| Year | 1st | 2nd | 3rd | 4th | Total | Finish | Money |
|------|-----|-----|-----|-----|-------|--------|-------|
| 1995 | 75 | 73 | | | 148 | CUT | |
| 1996 | 75 | 71 | | | 146 | CUT | |
| | | | | | | Total | |

ADAMONIS, BRAD (70.14)

| Year | 1st | 2nd | 3rd | 4th | Total | Finish | Money |
|------|-----|-----|-----|-----|-------|--------|--------------|
| 2007 | 75 | 70 | | | 145 | CUT | |
| 2008 | 64 | 68 | 68 | 67 | 267 | T6 | 194,250.00 |
| 2009 | 73 | 71 | | | 144 | CUT | |
| 2010 | 69 | 69 | 70 | 72 | 280 | T68 | \$12,060.00 |
| 2015 | 72 | 74 | | | 146 | CUT | |
| | | | | | | Total | \$206,310.00 |

ADAMS, ADAM (73.00)

| Year | 1st | 2nd | 3rd | 4th | Total | Finish | Money |
|------|-----|-----|-----|-----|-------|--------|--------------|
| 1984 | 73 | 73 | | | 146 | CUT | |
| 2008 | 64 | 68 | 68 | 67 | 267 | T6 | \$194,250.00 |
| | | | | | | Total | \$194,250.00 |

ADAMS, BLAKE (68.75)

| Year | 1st | 2nd | 3rd | 4th | Total | Finish | Money |
|------|-----|-----|-----|-----|-------|--------|-----------|
| 2010 | 76 | 68 | | | 144 | CUT | |
| 2011 | 66 | 66 | 66 | 68 | 266 | T9 | \$156,000 |
| 2015 | 72 | 68 | | | 140 | CUT | |
| | | | | | | Total | \$156,000 |

ADAMS, JOHN (70.82)

| Year | 1st | 2nd | 3rd | 4th | Total | Finish | Money |
|------|-----|-----|-----|-----|-------|--------|-------------|
| 1980 | 70 | 75 | | | 145 | CUT | |
| 1981 | 73 | 75 | | | 148 | CUT | |
| 1982 | 66 | 66 | 72 | 69 | 273 | T39 | \$1,230.00 |
| 1983 | 72 | 66 | 65 | 68 | 271 | T5 | 10,950.00 |
| 1984 | 70 | 72 | 72 | 70 | 284 | T33 | 2,210.00 |
| 1985 | 74 | 69 | | | 143 | CUT | |
| 1986 | 70 | 69 | 69 | 70 | 278 | T29 | 4,355.14 |
| 1987 | 74 | 69 | | | 143 | CUT | |
| 1988 | 68 | 71 | 69 | 71 | 279 | T45 | 2,002.00 |
| 1989 | 71 | 70 | | | 141 | CUT | |
| 1990 | 68 | 70 | 76 | 70 | 284 | T72 | 1,940.00 |
| 1991 | 71 | 65 | 72 | 70 | 278 | T29 | 5,955.56 |
| 1992 | 70 | 81 | | | 151 | CUT | |
| 1993 | 77 | 66 | 77 | 78 | 298 | 80 | 1,800.00 |
| | | | | | | Total | \$30,442.70 |

ADAMS, SAM (70.50)

| Year | 1st | 2nd | 3rd | 4th | Total | Finish | Money |
|------|-----|-----|-----|-----|-------|--------|------------|
| 1972 | 72 | 67 | 68 | 71 | 278 | T18 | \$1,351.87 |
| 1973 | 70 | 72 | | | 142 | CUT | |
| 1975 | 71 | 69 | 67 | 69 | 276 | T23 | 1,725.00 |
| 1976 | 73 | 72 | | | 145 | CUT | |
| 1978 | 76 | 70 | | | 146 | CUT | |
| | | | | | | Total | \$3,076.87 |

ADAMSON, BOB (69.75)

| Year | 1st | 2nd | 3rd | 4th | Total | Finish | Money |
|------|-----|-----|-----|-----|-------|--------|----------|
| 1964 | 71 | 70 | 69 | 69 | 279 | T24 | \$662.50 |
| | | | | | | Total | \$662.50 |

ADCOCK, MITCH (69.33)

| Year | 1st | 2nd | 3rd | 4th | Total | Finish | Money |
|------|-----|-----|-----|-----|-------|--------|-------------|
| 1978 | 71 | 65 | 65 | 72 | 273 | T17 | \$2,730.00 |
| 1990 | 68 | 68 | 70 | 68 | 274 | T27 | 6,516.67 |
| 1992 | 71 | 71 | 71 | 72 | 285 | T46 | 2,674.29 |
| | | | | | | Total | \$11,920.96 |

ADDINGTON, DON (73.50)

| Year | 1st | 2nd | 3rd | 4th | Total | Finish | Money |
|------|-----|-----|-----|-----|-------|--------|-------|
| 1956 | 71 | 72 | 72 | 79 | 294 | T68 | |
| | | | | | | Total | |

INDIVIDUAL RESULTS

AFFRUNTI, JOE (70.67)

| Year | 1st | 2nd | 3rd | 4th | Total | Finish | Money |
|------|-----|-----|-----|-----|-------|--------|-------------|
| 2013 | 71 | 69 | 72 | | 212 | T77 | \$11,407.00 |
| | | | | | | Total | \$11,407.00 |

AIKEN, THOMAS (70.50)

| Year | 1st | 2nd | 3rd | 4th | Total | Finish | Money |
|------|-----|-----|-----|-----|-------|--------|-------|
| 2016 | 71 | 70 | | | 141 | CUT | |
| | | | | | | Total | |

ALARCON, RAFAEL (70.67)

| Year | 1st | 2nd | 3rd | 4th | Total | Finish | Money |
|------|-----|-----|-----|-----|-------|--------|------------|
| 1983 | 72 | 71 | | | 143 | CUT | |
| 1997 | 74 | 68 | 71 | 68 | 281 | T61 | \$3,210.00 |
| | | | | | | Total | \$3,210.00 |

ALDRIDGE, TYLER (71.20)

| Year | 1st | 2nd | 3rd | 4th | Total | Finish | Money |
|------|-----|-----|-----|-----|-------|--------|-------------|
| 2009 | 69 | 66 | 78 | | 213 | T77 | \$10,980.00 |
| 2016 | 71 | 72 | | | 143 | CUT | |
| | | | | | | Total | \$10,980.00 |

ALKER, STEVEN (71.00)

| Year | 1st | 2nd | 3rd | 4th | Total | Finish | Money |
|------|-----|-----|-----|-----|-------|--------|-------------|
| 2015 | 70 | 68 | 68 | 71 | 277 | T60 | \$13,888.00 |
| | | | | | | Total | \$13,888.00 |

ALLAN, STEVE (69.96)

| Year | 1st | 2nd | 3rd | 4th | Total | Finish | Money |
|------|-----|-----|-----|-----|-------|--------|--------------|
| 2001 | 72 | 72 | | | 144 | CUT | |
| 2002 | 66 | 73 | 67 | 70 | 276 | T27 | \$27,800.00 |
| 2003 | 71 | 68 | 72 | 75 | 286 | T73 | 7,680.00 |
| 2004 | 71 | 71 | | | 142 | CUT | |
| 2005 | 70 | 68 | 68 | 67 | 273 | T16 | 66,650.00 |
| 2007 | 66 | 75 | 67 | 67 | 275 | T15 | 90,000.00 |
| 2008 | 68 | 72 | | | 140 | CUT | |
| 2009 | 74 | 71 | | | 145 | CUT | |
| | | | | | | Total | \$192,130.00 |

ALLEN, FULTON (70.10)

| Year | 1st | 2nd | 3rd | 4th | Total | Finish | Money |
|------|-----|-----|-----|-----|-------|--------|-------------|
| 1988 | 67 | 68 | 67 | 72 | 274 | T14 | \$11,900.00 |
| 1989 | 73 | 70 | | | 143 | CUT | |
| 1990 | 69 | 71 | | | 140 | CUT | |
| 1992 | 66 | 77 | | | 143 | CUT | |
| 1993 | 70 | 66 | 74 | 70 | 280 | T20 | 10,833.33 |
| 1994 | 72 | 70 | | | 142 | CUT | |
| 1995 | 69 | 69 | 74 | 70 | 282 | T59 | 2,592.00 |
| 1999 | 69 | 69 | 70 | 68 | 276 | T46 | 6,587.50 |
| 2001 | 65 | 77 | | | 142 | CUT | |
| 2002 | 71 | 69 | 69 | 72 | 281 | 62 | 8,640.00 |
| | | | | | | Total | \$40,552.83 |

ALLEN, MICHAEL (70.38)

| Year | 1st | 2nd | 3rd | 4th | Total | Finish | Money |
|------|-----|-----|-----|-----|-------|--------|--------------|
| 1990 | 70 | 71 | | | 141 | CUT | |
| 1991 | 69 | 68 | 74 | 70 | 281 | T52 | \$2,345.00 |
| 1993 | 72 | 71 | 74 | 77 | 294 | T78 | 1,830.00 |
| 1994 | 72 | 69 | 72 | 71 | 284 | T55 | 2,700.00 |
| 1995 | 74 | 69 | | | 143 | CUT | |
| 2002 | 78 | 70 | | | 148 | CUT | |
| 2004 | 69 | 72 | 68 | 73 | 282 | T61 | 8,946.00 |
| 2005 | 71 | 73 | | | 144 | CUT | |
| 2006 | 73 | 71 | | | 144 | CUT | |
| 2007 | 66 | 69 | 76 | 70 | 281 | T46 | 15,810.00 |
| 2008 | 69 | 66 | 68 | 64 | 267 | T6 | 194,250.00 |
| 2009 | 68 | 65 | 67 | 67 | 267 | T14 | \$105,000.00 |
| 2010 | 70 | 69 | | | 139 | CUT | |
| | | | | | | Total | \$330,881.00 |

ALLEN, RAS (70.67)

| Year | 1st | 2nd | 3rd | 4th | Total | Finish | Money |
|------|-----|-----|-----|-----|-------|--------|------------|
| 1973 | 67 | 67 | 71 | 72 | 277 | T50 | \$470.00 |
| 1974 | 71 | 68 | 70 | 68 | 277 | T20 | 1,928.57 |
| 1975 | 71 | 71 | 76 | 76 | 294 | 76 | |
| | | | | | | Total | \$2,398.57 |

ALLEN, ROBERT (72.00)

| Year | 1st | 2nd | 3rd | 4th | Total | Finish | Money |
|------|-----|-----|-----|-----|-------|--------|-------|
| 1961 | 65 | 74 | 73 | 76 | 288 | 62 | |
| | | | | | | Total | |

ALLENBY, ROBERT (70.50)

| Year | 1st | 2nd | 3rd | 4th | Total | Finish | Money |
|------|-----|-----|-----|-----|-------|--------|--------------|
| 1993 | 74 | 73 | | | 147 | CUT | |
| 1999 | 69 | 70 | 69 | 73 | 281 | T62 | \$5,275.00 |
| 2000 | 69 | 64 | 69 | 69 | 271 | T14 | 49,000.00 |
| 2005 | 68 | 66 | 72 | 67 | 273 | T16 | 66,650.00 |
| 2012 | 68 | 75 | | | 143 | CUT | |
| 2013 | 75 | 71 | | | 146 | CUT | |
| 2015 | 70 | 73 | | | 143 | CUT | |
| 2016 | 72 | 75 | | | 147 | CUT | |
| | | | | | | Total | \$120,925.00 |

INDIVIDUAL RESULTS

ALLIN, BUD (71.75)

| Year | 1st | 2nd | 3rd | 4th | Total | Finish | Money |
|------|-----|-----|-----|-----|-------|--------|-------|
| 1971 | 74 | 72 | | | 146 | CUT | |
| 1973 | 68 | 73 | | | 141 | CUT | |
| | | | | | | Total | |

ALLRED, JASON (69.88)

| Year | 1st | 2nd | 3rd | 4th | Total | Finish | Money |
|------|-----|-----|-----|-----|-------|--------|-------------|
| 2005 | 70 | 71 | | | 141 | CUT | |
| 2008 | 68 | 67 | 68 | 73 | 276 | T52 | \$13,851.43 |
| 2014 | 72 | 70 | | | 142 | CUT | |
| | | | | | | Total | \$13,851.43 |

ALTGELT, STANTON (71.42)

| Year | 1st | 2nd | 3rd | 4th | Total | Finish | Money |
|------|-----|-----|-----|-----|-------|--------|------------|
| 1976 | 72 | 68 | 74 | 71 | 285 | T57 | \$430.60 |
| 1980 | 68 | 70 | 77 | 78 | 293 | 71 | 594.00 |
| 1981 | 69 | 68 | 74 | 68 | 279 | T71 | 588.00 |
| | | | | | | Total | \$1,612.60 |

ALVAREZ, HECTOR (73.75)

| Year | 1st | 2nd | 3rd | 4th | Total | Finish | Money |
|------|-----|-----|-----|-----|-------|--------|-------|
| 1963 | 72 | 72 | 75 | 76 | 295 | 70 | |
| | | | | | | Total | |

ALVARADO, BENJAMIN (72)

| Year | 1st | 2nd | 3rd | 4th | Total | Finish | Money |
|------|-----|-----|-----|-----|-------|--------|-------|
| 2014 | 74 | 70 | | | 144 | CUT | |
| | | | | | | Total | |

AMARAL, TONY (77.50)

| Year | 1st | 2nd | 3rd | 4th | Total | Finish | Money |
|------|-----|-----|-----|-----|-------|--------|-------|
| 1989 | 79 | 76 | | | 155 | CUT | |
| | | | | | | Total | |

AMES, STEPHEN (70.22)

| Year | 1st | 2nd | 3rd | 4th | Total | Finish | Money |
|------|-----|-----|-----|-----|-------|--------|-------------|
| 1999 | 69 | 71 | | | 140 | CUT | |
| 2000 | 71 | 69 | | | 140 | CUT | |
| 2011 | 70 | 70 | | | 140 | CUT | |
| 2013 | 70 | 69 | 73 | | 212 | T77 | \$11,407.00 |
| | | | | | | Total | \$11,407.00 |

ANCER, ABRAHAM (69.25)

| Year | 1st | 2nd | 3rd | 4th | Total | Finish | Money |
|------|-----|-----|-----|-----|-------|--------|-------------|
| 2016 | 68 | 68 | 68 | 73 | 277 | T56 | \$14,718.00 |
| | | | | | | Total | \$14,718.00 |

ANDERSON, CHRIS (70.50)

| Year | 1st | 2nd | 3rd | 4th | Total | Finish | Money |
|------|-----|-----|-----|-----|-------|--------|-------------|
| 2003 | 73 | 67 | 70 | 70 | 280 | T47 | \$10,576.00 |
| 2005 | 72 | 71 | | | 143 | CUT | |
| | | | | | | Total | \$10,576.00 |

ANDERSON, JC (73.25)

| Year | 1st | 2nd | 3rd | 4th | Total | Finish | Money |
|------|-----|-----|-----|-----|-------|--------|-------|
| 1991 | 76 | 72 | | | 148 | CUT | |
| 1993 | 72 | 73 | | | 145 | CUT | |
| | | | | | | Total | |

ANDERSON, JEREMY (68.50)

| Year | 1st | 2nd | 3rd | 4th | Total | Finish | Money |
|------|-----|-----|-----|-----|-------|--------|-------------|
| 2001 | 70 | 67 | 71 | 66 | 274 | T36 | \$13,659.38 |
| | | | | | | Total | \$13,659.38 |

ANDERSON, JERRY (71.50)

| Year | 1st | 2nd | 3rd | 4th | Total | Finish | Money |
|------|-----|-----|-----|-----|-------|--------|------------|
| 1990 | 71 | 71 | | | 142 | CUT | |
| 1992 | 69 | 72 | 71 | 75 | 287 | T58 | \$2,170.00 |
| | | | | | | Total | \$2,170.00 |

ANDERSON, MARK (69.33)

| Year | 1st | 2nd | 3rd | 4th | Total | Finish | Money |
|------|-----|-----|-----|-----|-------|--------|--------------|
| 2012 | 69 | 76 | | | 145 | CUT | |
| 2015 | 67 | 71 | 65 | 68 | 271 | T15 | \$102,400.00 |
| | | | | | | Total | \$102,400.00 |

INDIVIDUAL RESULTS

ANDRADE, BILLY (69.63)

| Year | 1st | 2nd | 3rd | 4th | Total | Finish | Money |
|------|-----|-----|-----|-----|-------|--------|--------------|
| 1988 | 71 | 66 | 69 | 71 | 277 | T32 | \$4,051.50 |
| 1989 | 68 | 71 | 70 | 71 | 280 | T54 | 2,270.00 |
| 1990 | 69 | 70 | 69 | 65 | 273 | T21 | 10,000.00 |
| 1991 | 72 | 66 | 66 | 68 | 272 | T4 | 41,333.33 |
| 1992 | 68 | 75 | | | 143 | CUT | |
| 1993 | 71 | 80 | | | 151 | CUT | |
| 1994 | 71 | 69 | 69 | 75 | 284 | T55 | 2,700.00 |
| 1995 | 74 | 65 | 62 | 70 | 271 | T8 | 34,800.00 |
| 1996 | 74 | 73 | | | 147 | CUT | |
| 1997 | 68 | 70 | 67 | 69 | 274 | T13 | 28,125.00 |
| 1998 | 68 | 69 | 66 | 68 | 271 | T14 | 37,000.00 |
| 1999 | 68 | 71 | 69 | 73 | 281 | T62 | 5,275.00 |
| 2000 | 71 | 69 | | | 140 | CUT | |
| 2001 | 68 | 65 | 66 | 66 | 265 | 2 | 334,800.00 |
| 2002 | 70 | 70 | 69 | 65 | 274 | T18 | 58,000.00 |
| 2003 | 68 | 69 | 74 | 70 | 281 | T52 | 9,280.00 |
| 2004 | 72 | 67 | 71 | 68 | 278 | T44 | 13,053.60 |
| 2005 | 76 | 69 | | | 145 | CUT | |
| 2006 | 69 | 69 | 73 | 69 | 280 | T48 | 11,193.60 |
| 2007 | 66 | 71 | 71 | 68 | 276 | T22 | 54,085.72 |
| 2008 | 69 | 68 | 69 | 74 | 280 | T66 | 12,480.00 |
| 2009 | 66 | 72 | | | 138 | CUT | |
| 2010 | 70 | 74 | | | 144 | CUT | |
| 2011 | 72 | 73 | | | 145 | CUT | |
| | | | | | | Total | \$658,447.75 |

ANNON, FRED (72.19)

| Year | 1st | 2nd | 3rd | 4th | Total | Finish | Money |
|------|-----|-----|-----|-----|-------|--------|---------|
| 1954 | 70 | 74 | 67 | 73 | 284 | T29 | \$55.00 |
| 1955 | 69 | 75 | 73 | 73 | 290 | T39 | |
| 1958 | 72 | 72 | 69 | 77 | 290 | T58 | |
| 1959 | 72 | 76 | 71 | 72 | 291 | T56 | |
| | | | | | | Total | \$55.00 |

ANTON, TERRY (72.00)

| Year | 1st | 2nd | 3rd | 4th | Total | Finish | Money |
|------|-----|-----|-----|-----|-------|--------|-------|
| 1981 | 71 | 73 | | | 144 | CUT | |
| | | | | | | Total | |

ANTONIO, JR., ALEX (72.25)

| Year | 1st | 2nd | 3rd | 4th | Total | Finish | Money |
|------|-----|-----|-----|-----|-------|--------|-------|
| 1967 | 70 | 72 | 74 | 73 | 289 | T65 | |
| | | | | | | Total | |

AOKI, ISAO (68.90)

| Year | 1st | 2nd | 3rd | 4th | Total | Finish | Money |
|------|-----|-----|-----|-----|-------|--------|-------------|
| 1982 | 71 | 65 | 66 | 67 | 269 | T15 | \$5,100.00 |
| 1983 | 66 | 67 | 71 | 68 | 272 | 8 | 9,300.00 |
| 1987 | 74 | 74 | | | 148 | CUT | |
| | | | | | | Total | \$14,400.00 |

APPLEBY, STUART (69.05)

| Year | 1st | 2nd | 3rd | 4th | Total | Finish | Money |
|------|-----|-----|-----|-----|-------|--------|--------------|
| 1996 | 73 | 70 | 69 | 70 | 282 | T30 | \$8,914.28 |
| 2000 | 67 | 68 | 68 | 71 | 274 | T32 | 13,626.66 |
| 2007 | 69 | 74 | | | 143 | CUT | |
| 2008 | 68 | 66 | 72 | 69 | 275 | T45 | 16,817.14 |
| 2009 | 69 | 74 | | | 143 | CUT | |
| 2010 | 70 | 67 | 66 | 69 | 272 | T27 | 40,800.00 |
| 2011 | 71 | 72 | | | 143 | CUT | |
| 2012 | 68 | 65 | 67 | 72 | 272 | T18 | 75,600.00 |
| 2013 | 69 | 67 | 69 | 68 | 273 | T9 | 158,600.00 |
| 2014 | 69 | 70 | 68 | 64 | 271 | T18 | 78,120.00 |
| 2016 | 68 | 68 | 69 | 71 | 276 | T47 | 16,573.33 |
| | | | | | | Total | \$409,051.41 |

ARAGON, ALEX (72.17)

| Year | 1st | 2nd | 3rd | 4th | Total | Finish | Money |
|------|-----|-----|-----|-----|-------|--------|------------|
| 2006 | 68 | 72 | 72 | 73 | 285 | T68 | \$8,844.00 |
| 2014 | 71 | 77 | | | 148 | CUT | |
| | | | | | | Total | \$8,844.00 |

ARAI, KIKUO (72.75)

| Year | 1st | 2nd | 3rd | 4th | Total | Finish | Money |
|------|-----|-----|-----|-----|-------|--------|-------|
| 1985 | 71 | 75 | | | 146 | CUT | |
| 1986 | 72 | 73 | | | 145 | CUT | |
| | | | | | | Total | |

INDIVIDUAL RESULTS

ARCHER, GEORGE (69.73)

| Year | 1st | 2nd | 3rd | 4th | Total | Finish | Money |
|------|-----|-----|-----|-----|-------|--------|-------------|
| 1965 | 72 | 71 | 72 | 67 | 282 | T37 | \$350.00 |
| 1966 | 71 | 67 | 64 | 67 | 269 | T3 | 6,250.00 |
| 1967 | 69 | 72 | 70 | 71 | 282 | T37 | 512.50 |
| 1969 | 71 | 76 | | | 147 | CUT | |
| 1970 | 68 | 70 | 71 | 75 | 284 | T58 | 173.91 |
| 1971 | 68 | 66 | 68 | 66 | 268 | 1 | 22,000.00 |
| 1972 | 68 | 72 | 71 | 68 | 279 | T26 | 906.50 |
| 1973 | 69 | 69 | 66 | 68 | 272 | T23 | 1,653.33 |
| 1974 | 72 | 69 | 68 | 71 | 280 | T44 | 660.00 |
| 1975 | 68 | 73 | 70 | 75 | 286 | T69 | 152.50 |
| 1976 | 70 | 67 | 68 | 74 | 279 | T26 | 1,491.00 |
| 1977 | 70 | 70 | 67 | 70 | 277 | T31 | 1,165.50 |
| 1978 | 66 | 69 | 72 | 68 | 275 | T31 | 1,191.00 |
| 1979 | 70 | 69 | 70 | 70 | 279 | T35 | 1,511.25 |
| 1980 | 73 | 70 | | | 143 | CUT | |
| 1981 | 72 | 67 | 65 | 64 | 268 | T8 | 8,400.00 |
| 1982 | 67 | 69 | 69 | 70 | 275 | T47 | 770.57 |
| 1983 | 65 | 71 | 73 | 68 | 277 | T30 | 1,706.66 |
| 1984 | 71 | 75 | | | 146 | CUT | |
| 1985 | 77 | 70 | | | 147 | CUT | |
| 1986 | 71 | 70 | 71 | 74 | 286 | T1 | 1,386.00 |
| 1987 | 68 | 75 | | | 143 | CUT | |
| 1988 | 70 | 66 | 67 | 69 | 272 | T8 | 19,600.00 |
| 1989 | 72 | 69 | | | 141 | CUT | |
| | | | | | | Total | \$69,880.72 |

ARMOUR, RYAN (70.50)

| Year | 1st | 2nd | 3rd | 4th | Total | Finish | Money |
|------|-----|-----|-----|-----|-------|--------|-------------|
| 2007 | 67 | 74 | 68 | 73 | 282 | T54 | \$13,560.00 |
| 2008 | 69 | 74 | | | 143 | CUT | |
| 2015 | 68 | 71 | | | 139 | CUT | |
| | | | | | | Total | \$13,560.00 |

ARMOUR III, TOMMY (70.83)

| Year | 1st | 2nd | 3rd | 4th | Total | Finish | Money |
|------|-----|-----|-----|-----|-------|--------|--------------|
| 1982 | 70 | 70 | | | 140 | CUT | |
| 1988 | 69 | 66 | 68 | 73 | 276 | T28 | \$4,865.00 |
| 1989 | 71 | 69 | 70 | 72 | 282 | T64 | 2,090.00 |
| 1990 | 71 | 69 | | | 140 | CUT | |
| 1992 | 70 | 70 | 78 | 69 | 287 | T58 | 2,170.00 |
| 1993 | 75 | 74 | | | 149 | CUT | |
| 1995 | 71 | 68 | 69 | 70 | 278 | T38 | 4,920.00 |
| 1996 | 71 | 70 | 79 | 70 | 290 | T72 | 2,925.00 |
| 1997 | 70 | 68 | 72 | 70 | 280 | T53 | 3,408.75 |
| 1998 | 73 | 70 | | | 143 | CUT | |
| 1999 | 67 | 67 | 75 | 70 | 279 | T58 | 5,550.00 |
| 2000 | 66 | 69 | 68 | 70 | 273 | T25 | 20,920.00 |
| 2001 | 75 | 71 | | | 146 | CUT | |
| 2002 | 70 | 69 | 68 | 75 | 282 | T63 | 8,400.00 |
| 2003 | 71 | 73 | | | 144 | CUT | |
| 2005 | 77 | 73 | | | 150 | CUT | |
| 2007 | 72 | 72 | | | 144 | CUT | |
| 2008 | 69 | 64 | 65 | 65 | 263 | T2 | 528,000.00 |
| | | | | | | Total | \$583,248.75 |

ARMOUR, TOMMY (72.50)

| Year | 1st | 2nd | 3rd | 4th | Total | Finish | Money |
|------|-----|-----|-----|-----|-------|--------|-------|
| 1952 | 72 | 71 | 73 | 74 | 290 | T40 | |
| | | | | | | Total | |

ARMSTRONG, TY (69.75)

| Year | 1st | 2nd | 3rd | 4th | Total | Finish | Money |
|------|-----|-----|-----|-----|-------|--------|-------------|
| 1994 | 71 | 70 | 68 | 74 | 283 | T51 | \$2,862.00 |
| 1999 | 69 | 69 | 67 | 70 | 275 | T41 | 9,250.00 |
| | | | | | | Total | \$12,112.00 |

ARMSTRONG, WALLY (70.30)

| Year | 1st | 2nd | 3rd | 4th | Total | Finish | Money |
|------|-----|-----|-----|-----|-------|--------|------------|
| 1976 | 71 | 69 | 66 | 66 | 272 | T5 | \$7,271.25 |
| 1977 | 70 | 68 | 69 | 69 | 276 | T25 | 1,585.50 |
| 1978 | 70 | 69 | 67 | 71 | 277 | T43 | 735.00 |
| 1979 | 74 | 72 | | | 146 | CUT | |
| 1980 | 75 | 73 | | | 148 | CUT | |
| 1982 | 71 | 76 | | | 147 | CUT | |
| 1983 | 72 | 68 | | | 140 | CUT | |
| | | | | | | Total | \$9,591.75 |

ARNETTE, DEWEY (72.30)

| Year | 1st | 2nd | 3rd | 4th | Total | Finish | Money |
|------|-----|-----|-----|-----|-------|--------|------------|
| 1987 | 70 | 71 | 73 | 73 | 287 | T71 | \$1,330.00 |
| 1988 | 71 | 74 | | | 145 | CUT | |
| 1989 | 75 | 71 | | | 146 | CUT | |
| 1990 | 69 | 76 | | | 145 | CUT | |
| | | | | | | Total | \$1,330.00 |

ARTHUR, PERRY (71.00)

| Year | 1st | 2nd | 3rd | 4th | Total | Finish | Money |
|------|-----|-----|-----|-----|-------|--------|------------|
| 1982 | 70 | 68 | 66 | 69 | 273 | T39 | \$1,230.00 |
| 1987 | 71 | 69 | 75 | 76 | 291 | 83 | 1,218.00 |
| 1991 | 76 | 70 | | | 146 | CUT | |
| | | | | | | Total | \$2,448.00 |

INDIVIDUAL RESULTS

ASHWORTH, BRUCE (72.00)

| Year | 1st | 2nd | 3rd | 4th | Total | Finish | Money |
|------|-----|-----|-----|-----|-------|--------|----------|
| 1974 | 70 | 71 | 74 | 73 | 288 | T70 | \$150.00 |
| | | | | | | Total | \$150.00 |

ATWAL, ARJUN (70.35)

| Year | 1st | 2nd | 3rd | 4th | Total | Finish | Money |
|------|-----|-----|-----|-----|-------|--------|--------------|
| 1996 | 74 | 75 | | | 149 | CUT | |
| 1999 | 72 | 69 | | | 141 | CUT | |
| 2002 | 74 | 72 | | | 146 | CUT | |
| 2004 | 68 | 72 | 70 | 64 | 274 | T13 | \$69,825.00 |
| 2006 | 72 | 71 | | | 143 | CUT | |
| 2007 | 68 | 71 | 74 | 64 | 277 | T29 | 39,900.00 |
| 2010 | 71 | 67 | 69 | 72 | 279 | T64 | 12,540.00 |
| 2011 | 68 | 69 | | | 137 | CUT | |
| 2012 | 71 | 68 | 70 | 74 | 283 | T69 | 12,060.00 |
| | | | | | | Total | \$134,325.00 |

AUBREY, EMLYN (70.33)

| Year | 1st | 2nd | 3rd | 4th | Total | Finish | Money |
|------|-----|-----|-----|-----|-------|--------|-------------|
| 1990 | 69 | 68 | 71 | 72 | 280 | T63 | \$2,100.00 |
| 1991 | 74 | 69 | | | 143 | CUT | |
| 1992 | 73 | 71 | | | 144 | CUT | |
| 1995 | 66 | 72 | 68 | 68 | 274 | T18 | 15,120.00 |
| 1997 | 72 | 71 | 67 | 70 | 280 | T53 | 3,408.75 |
| 2000 | 73 | 72 | | | 145 | CUT | |
| | | | | | | Total | \$20,628.75 |

AUSTIN, WOODY (69.93)

| Year | 1st | 2nd | 3rd | 4th | Total | Finish | Money |
|------|-----|-----|-----|-----|-------|--------|----------------|
| 1996 | 68 | 74 | 74 | 70 | 286 | T56 | \$3,360.00 |
| 1997 | 76 | 72 | | | 148 | CUT | |
| 1998 | 68 | 73 | | | 141 | CUT | |
| 1999 | 70 | 69 | 69 | 67 | 275 | T41 | 9,250.00 |
| 2001 | 69 | 71 | 70 | 70 | 280 | T67 | 6,231.00 |
| 2002 | 79 | 74 | | | 153 | CUT | |
| 2004 | 68 | 70 | 66 | 66 | 270 | 1 | 756,000.00 |
| 2005 | 69 | 68 | 65 | 69 | 271 | T9 | 116,100.00 |
| 2006 | 67 | 70 | 68 | 68 | 273 | T5 | 154,550.00 |
| 2007 | 66 | 73 | 71 | 70 | 280 | T43 | 21,000.00 |
| 2008 | 71 | 71 | | | 142 | CUT | |
| 2009 | 69 | 70 | | | 139 | CUT | |
| 2010 | 70 | 70 | | | 140 | CUT | |
| 2011 | 72 | 67 | | | 139 | CUT | |
| | | | | | | Total | \$1,066,491.00 |

AXLEY, ERIC (70.11)

| Year | 1st | 2nd | 3rd | 4th | Total | Finish | Money |
|------|-----|-----|-----|-----|-------|--------|-------------|
| 2006 | 71 | 72 | | | 143 | CUT | |
| 2007 | 67 | 70 | 69 | 70 | 276 | T22 | \$54,085.71 |
| 2008 | 69 | 76 | | | 145 | CUT | |
| 2009 | 74 | 68 | | | 142 | CUT | |
| 2014 | 64 | 67 | 71 | 73 | 275 | T42 | 22,320.00 |
| 2015 | 68 | 70 | 70 | 73 | 281 | T71 | 12,736.00 |
| | | | | | | Total | \$89,141.71 |

AYCOCK, TOMMY (71.25)

| Year | 1st | 2nd | 3rd | 4th | Total | Finish | Money |
|------|-----|-----|-----|-----|-------|--------|----------|
| 1970 | 69 | 73 | 73 | 70 | 285 | T62 | \$173.91 |
| | | | | | | Total | \$173.91 |

AZINGER, PAUL (69.61)

| Year | 1st | 2nd | 3rd | 4th | Total | Finish | Money |
|------|-----|-----|-----|-----|-------|--------|--------------|
| 1982 | 74 | 68 | | | 142 | CUT | |
| 1984 | 70 | 79 | | | 149 | CUT | |
| 1985 | 70 | 70 | 71 | 68 | 279 | T37 | \$2,580.00 |
| 1986 | 67 | 70 | 66 | 69 | 272 | T3 | 36,400.00 |
| 1987 | 69 | 65 | 63 | 72 | 269 | 1 | 126,000.00 |
| 1988 | 69 | 71 | 67 | 69 | 276 | T28 | 4,865.00 |
| 1989 | 65 | 70 | 67 | 65 | 267 | 1 | 180,000.00 |
| 1990 | 68 | 68 | 68 | 68 | 272 | T13 | 16,625.00 |
| 1992 | 68 | 75 | | | 143 | CUT | |
| 1993 | 75 | 77 | | | 152 | CUT | |
| 1995 | 67 | 70 | 66 | 70 | 273 | T15 | 20,400.00 |
| 1996 | 69 | 74 | 72 | 70 | 285 | T49 | 3,634.29 |
| 1997 | 72 | 73 | | | 145 | CUT | |
| 1998 | 66 | 72 | 68 | 71 | 277 | T47 | 5,022.22 |
| 1999 | 72 | 67 | 65 | 68 | 272 | T20 | 27,083.33 |
| 2001 | 70 | 64 | 69 | 67 | 270 | T14 | 55,800.00 |
| 2002 | 68 | 74 | | | 142 | CUT | |
| 2003 | 71 | 73 | | | 144 | CUT | |
| 2005 | 73 | 65 | 69 | 70 | 277 | T36 | 19,815.83 |
| 2006 | 71 | 72 | | | 143 | CUT | |
| 2007 | 72 | 73 | | | 145 | CUT | |
| 2009 | 68 | | | | 68 | DQ | |
| | | | | | | Total | \$498,225.67 |

INDIVIDUAL RESULTS

BADDELEY, AARON (69.49)

| Year | 1st | 2nd | 3rd | 4th | Total | Finish | Money |
|------|-----|-----|-----|-----|-------|--------|--------------|
| 2003 | 67 | 72 | 70 | 75 | 284 | T68 | \$8,080.00 |
| 2004 | 68 | 70 | 71 | 73 | 282 | T61 | 8,946.00 |
| 2005 | 68 | 76 | | | 144 | CUT | |
| 2006 | 78 | 74 | | | 152 | CUT | |
| 2009 | 69 | 68 | 76 | | 213 | T77 | 10,980.00 |
| 2010 | 69 | 66 | 68 | 69 | 272 | T27 | 40,800.00 |
| 2011 | 67 | 67 | 66 | 69 | 269 | T24 | 46,425.00 |
| 2012 | 67 | 68 | 69 | 71 | 275 | T37 | 24,000.00 |
| 2013 | 75 | 67 | | | 142 | CUT | |
| 2014 | 67 | 66 | 65 | 69 | 267 | 4 | 297,600.00 |
| 2015 | 68 | 66 | 68 | 73 | 275 | T48 | 16,085.33 |
| 2016 | 73 | 65 | 67 | 69 | 274 | T34 | 34,815.00 |
| | | | | | | Total | \$487,731.33 |

BAE, SANG-MOON (70.70)

| Year | 1st | 2nd | 3rd | 4th | Total | Finish | Money |
|------|-----|-----|-----|-----|-------|--------|-------------|
| 2012 | 79 | 71 | | | 150 | CUT | |
| 2013 | 70 | 72 | | | 142 | CUT | |
| 2014 | 67 | 68 | 67 | 70 | 272 | T24 | \$57,040.00 |
| 2015 | 79 | 73 | | | 143 | CUT | |
| | | | | | | Total | \$57,040.00 |

BAILEY, MIKE (76.57)

| Year | 1st | 2nd | 3rd | 4th | Total | Finish | Money |
|------|-----|-----|-----|-----|-------|--------|-------|
| 1983 | 79 | | | | 79 | W/D | |
| 1988 | 75 | 72 | | | 147 | CUT | |
| 1989 | 78 | 75 | | | 153 | CUT | |
| 1993 | 81 | 76 | | | 157 | CUT | |
| | | | | | | Total | |

BAIRD, BRINY (69.19)

| Year | 1st | 2nd | 3rd | 4th | Total | Finish | Money |
|------|-----|-----|-----|-----|-------|--------|--------------|
| 1999 | 70 | | | | 70 | W/D | |
| 2001 | 67 | 69 | 70 | 67 | 273 | T29 | \$19,286.43 |
| 2002 | 65 | 67 | 73 | 69 | 274 | T18 | 58,000.00 |
| 2003 | 72 | 65 | 68 | 66 | 271 | T7 | 124,666.67 |
| 2005 | 68 | 73 | | | 141 | CUT | |
| 2006 | 70 | 72 | | | 142 | CUT | |
| 2007 | 73 | 73 | | | 146 | CUT | |
| 2008 | 67 | 70 | 66 | 67 | 270 | T19 | 65,250.00 |
| 2009 | 67 | 72 | | | 139 | CUT | |
| 2010 | 70 | 72 | | | 142 | CUT | |
| 2011 | 70 | 66 | 68 | 73 | 277 | T67 | \$12,240 |
| | | | | | | Total | \$279,443.10 |

BAIRD, BUTCH (69.87)

| Year | 1st | 2nd | 3rd | 4th | Total | Finish | Money |
|------|-----|-----|-----|-----|-------|--------|-------------|
| 1960 | 75 | 68 | 69 | 74 | 286 | T45 | |
| 1961 | 71 | 70 | 72 | 73 | 286 | T57 | |
| 1962 | 75 | 72 | 71 | | 218 | W/D | |
| 1967 | 71 | 71 | 71 | 71 | 284 | T45 | \$300.00 |
| 1969 | 70 | 69 | 71 | 73 | 283 | T57 | 160.00 |
| 1972 | 69 | 69 | 70 | 71 | 279 | T26 | 906.50 |
| 1973 | 67 | 67 | 68 | 68 | 270 | T16 | 2,800.00 |
| 1974 | 68 | 73 | 69 | 68 | 278 | T27 | 1,390.00 |
| 1977 | 69 | 71 | 70 | 69 | 279 | T45 | 567.00 |
| 1979 | 69 | 70 | 68 | 70 | 277 | T28 | 2,085.00 |
| 1980 | 69 | 68 | 67 | 67 | 271 | T5 | 10,170.00 |
| 1981 | 67 | 69 | 72 | 65 | 273 | T37 | 1,200.00 |
| | | | | | | Total | \$19,578.50 |

BAKER, RALPH (69.50)

| Year | 1st | 2nd | 3rd | 4th | Total | Finish | Money |
|------|-----|-----|-----|-----|-------|--------|----------|
| 1971 | 68 | 69 | 71 | 70 | 278 | T31 | \$592.00 |
| | | | | | | Total | \$592.00 |

BAKER-FINCH, IAN (72.18)

| Year | 1st | 2nd | 3rd | 4th | Total | Finish | Money |
|------|-----|-----|-----|-----|-------|--------|------------|
| 1989 | 70 | 69 | 74 | 69 | 282 | T64 | \$2,090.00 |
| 1991 | 70 | 70 | 77 | 73 | 290 | T73 | 1,930.00 |
| 1994 | 75 | 70 | | | 145 | CUT | |
| 1995 | 77 | | | | 77 | W/D | |
| | | | | | | Total | \$4,020.00 |

BALDING, AL (69.72)

| Year | 1st | 2nd | 3rd | 4th | Total | Finish | Money |
|------|-----|-----|-----|-----|-------|--------|------------|
| 1957 | 69 | 73 | 67 | 72 | 281 | T19 | \$337.50 |
| 1958 | 66 | 69 | 71 | 70 | 276 | T15 | 630.00 |
| 1961 | 68 | 68 | 70 | 72 | 278 | T14 | 753.33 |
| 1962 | 70 | 68 | 71 | 69 | 278 | T11 | 975.00 |
| 1964 | 69 | 69 | 71 | 69 | 278 | T15 | 872.22 |
| 1967 | 71 | 69 | 69 | 67 | 276 | T10 | 2,150.00 |
| 1968 | 67 | 66 | 76 | 71 | 280 | T24 | 816.66 |
| 1969 | 69 | 67 | 72 | 76 | 284 | T60 | 160.00 |
| | | | | | | Total | \$6,694.71 |

BALUIK, STAN (72.25)

| Year | 1st | 2nd | 3rd | 4th | Total | Finish | Money |
|------|-----|-----|-----|-----|-------|--------|-------|
| 1965 | 74 | 70 | 72 | 73 | 289 | T73 | |
| | | | | | | Total | |

INDIVIDUAL RESULTS

BARBAROSSA, BOB (70.75)

| Year | 1st | 2nd | 3rd | 4th | Total | Finish | Money |
|------|-----|-----|-----|-----|-------|--------|----------|
| 1971 | 68 | 70 | 71 | 76 | 285 | T75 | \$115.00 |
| 1972 | 66 | 70 | 76 | 69 | 281 | T35 | 635.17 |
| | | | | | | Total | \$750.17 |

BARBER, AARON (70.83)

| Year | 1st | 2nd | 3rd | 4th | Total | Finish | Money |
|------|-----|-----|-----|-----|-------|--------|-------------|
| 2003 | 74 | 72 | | | 146 | CUT | |
| 2004 | 70 | 69 | 70 | 70 | 279 | T49 | \$10,365.60 |
| | | | | | | Total | \$10,365.60 |

BARBER, BLAYNE (69.00)

| Year | 1st | 2nd | 3rd | 4th | Total | Finish | Money |
|------|-----|-----|-----|-----|-------|--------|-------------|
| 2015 | 69 | 72 | | | 141 | CUT | |
| 2016 | 71 | 64 | 70 | 68 | 273 | T25 | \$47,226.67 |
| | | | | | | Total | \$47,226.67 |

BARBER, DAVE (70.50)

| Year | 1st | 2nd | 3rd | 4th | Total | Finish | Money |
|------|-----|-----|-----|-----|-------|--------|----------|
| 1972 | 67 | 72 | 71 | 72 | 282 | T41 | \$433.33 |
| | | | | | | Total | \$433.33 |

BARBER, JERRY (71.44)

| Year | 1st | 2nd | 3rd | 4th | Total | Finish | Money |
|------|-----|-----|-----|-----|-------|--------|----------|
| 1952 | 70 | 70 | 72 | 77 | 289 | T37 | |
| 1953 | 69 | 70 | 73 | 76 | 288 | 45 | |
| 1954 | 73 | 72 | 65 | 71 | 281 | T22 | \$180.00 |
| 1955 | 71 | 72 | 70 | 72 | 285 | T21 | 220.00 |
| | | | | | | Total | \$400.00 |

BARBER, JIM (69.71)

| Year | 1st | 2nd | 3rd | 4th | Total | Finish | Money |
|------|-----|-----|-----|-----|-------|--------|------------|
| 1973 | 70 | 70 | 68 | 71 | 279 | T60 | \$395.00 |
| 1974 | 71 | 70 | 72 | 70 | 283 | T57 | 400.00 |
| 1980 | 71 | 70 | | | 141 | CUT | |
| 1981 | 67 | 66 | 68 | 72 | 273 | T37 | 1,200.00 |
| | | | | | | Total | \$1,995.00 |

BARBER, MILLER (70.76)

| Year | 1st | 2nd | 3rd | 4th | Total | Finish | Money |
|------|-----|-----|-----|-----|-------|--------|------------|
| 1963 | 74 | 72 | 74 | 79 | 299 | T73 | |
| 1965 | 72 | 70 | 72 | 71 | 285 | T55 | |
| 1966 | 75 | 66 | 67 | 70 | 278 | T31 | \$650.00 |
| 1969 | 71 | 69 | 70 | 70 | 280 | T35 | 495.71 |
| 1973 | 70 | 68 | 69 | 69 | 276 | T44 | 603.33 |
| 1980 | 72 | 65 | 71 | 70 | 278 | T39 | 1,170.00 |
| 1981 | 70 | 72 | | | 142 | CUT | |
| | | | | | | Total | \$2,919.04 |

BARCELO, RICH (72.83)

| Year | 1st | 2nd | 3rd | 4th | Total | Finish | Money |
|------|-----|-----|-----|-----|-------|--------|-------|
| 2004 | 72 | 74 | | | 146 | CUT | |
| 2007 | 76 | 72 | | | 148 | CUT | |
| 2010 | 72 | 71 | | | 143 | CUT | |
| | | | | | | Total | |

BARCLAY, BILL (75.00)

| Year | 1st | 2nd | 3rd | 4th | Total | Finish | Money |
|------|-----|-----|-----|-----|-------|--------|-------|
| 1952 | 75 | 75 | | | 150 | W/D | |
| | | | | | | Total | |

BARKER, JAMES (71.67)

| Year | 1st | 2nd | 3rd | 4th | Total | Finish | Money |
|------|-----|-----|-----|-----|-------|--------|-------|
| 1972 | 73 | 72 | | | 145 | CUT | |
| 1977 | 70 | 70 | 71 | 74 | 285 | T76 | |
| | | | | | | Total | |

BARLOW, CRAIG (70.17)

| Year | 1st | 2nd | 3rd | 4th | Total | Finish | Money |
|------|-----|-----|-----|-----|-------|--------|--------------|
| 1998 | 72 | 67 | 70 | 71 | 280 | T65 | \$4,160.00 |
| 1999 | 67 | 75 | | | 142 | CUT | |
| 2000 | 71 | 77 | | | 148 | CUT | |
| 2001 | 70 | 74 | | | 144 | CUT | |
| 2002 | 70 | 69 | 68 | 76 | 283 | 68 | 8,160.00 |
| 2003 | 65 | 68 | 68 | 69 | 270 | T4 | 165,333.33 |
| 2004 | 73 | 66 | 69 | 67 | 275 | T21 | 42,000.00 |
| 2005 | 73 | 69 | | | 142 | CUT | |
| | | | | | | Total | \$219,653.33 |

BARNES, RICKY (69.18)

| Year | 1st | 2nd | 3rd | 4th | Total | Finish | Money |
|------|-----|-----|-----|-----|-------|--------|--------------|
| 2009 | 65 | 70 | 72 | 69 | 276 | T59 | \$13,140.00 |
| 2010 | 69 | 67 | 64 | 68 | 268 | T5 | 210,750.00 |
| 2011 | 68 | 65 | 68 | 71 | 272 | T43 | 18,840.00 |
| 2012 | 72 | 74 | | | 146 | CUT | |
| 2013 | 67 | 68 | 71 | 68 | 274 | T13 | 111,020.00 |
| 2014 | 73 | 65 | 68 | 70 | 276 | T46 | 17,186.00 |
| 2015 | 69 | 76 | | | 145 | CUT | |
| 2016 | 68 | 71 | 69 | 72 | 280 | 68 | 13,464.00 |
| | | | | | | Total | \$384,400.00 |

INDIVIDUAL RESULTS

BARR, DAVE (69.76)

| Year | 1st | 2nd | 3rd | 4th | Total | Finish | Money |
|------|-----|-----|-----|-----|-------|--------|--------------|
| 1978 | 73 | 71 | | | 144 | CUT | |
| 1979 | 68 | 71 | 72 | 66 | 277 | T28 | \$2,085.00 |
| 1980 | 72 | 70 | | | 142 | CUT | |
| 1981 | 73 | 68 | | | 141 | CUT | |
| 1982 | 69 | 71 | | | 140 | CUT | |
| 1983 | 70 | 69 | 68 | 67 | 274 | T13 | 5,625.00 |
| 1984 | 73 | 73 | | | 146 | CUT | |
| 1985 | 70 | 72 | | | 142 | T70 | 1,176.00 |
| 1986 | 73 | 73 | | | 146 | CUT | |
| 1988 | 69 | 67 | 70 | 63 | 269 | T2 | 61,600.00 |
| 1989 | 72 | 67 | 67 | 70 | 276 | T26 | 6,950.00 |
| 1990 | 67 | 68 | 73 | 68 | 276 | 44 | 3,500.00 |
| 1991 | 67 | 69 | 71 | 67 | 274 | T10 | 24,000.00 |
| 1992 | 71 | 71 | 71 | 67 | 280 | T15 | 14,525.00 |
| 1993 | 72 | 71 | 69 | 72 | 284 | T48 | 2,620.00 |
| 1994 | 68 | 70 | 68 | 65 | 271 | T3 | 57,600.00 |
| 1995 | 68 | 71 | 68 | 65 | 272 | T11 | 26,400.00 |
| 1996 | 71 | 79 | | | 150 | CUT | |
| 1998 | 69 | 73 | | | 142 | CUT | |
| | | | | | | Total | \$206,081.00 |

BARR, JR., RAY (70.43)

| Year | 1st | 2nd | 3rd | 4th | Total | Finish | Money |
|------|-----|-----|-----|-----|-------|--------|------------|
| 1982 | 69 | 70 | 70 | 67 | 276 | T54 | \$681.00 |
| 1987 | 72 | 70 | 71 | 71 | 284 | T58 | 1,533.00 |
| 1988 | 72 | 69 | | | 141 | CUT | |
| 1989 | 73 | 69 | | | 142 | CUT | |
| 1990 | 66 | 77 | | | 143 | CUT | |
| | | | | | | Total | \$2,214.00 |

BARRANGER, TODD (73.33)

| Year | 1st | 2nd | 3rd | 4th | Total | Finish | Money |
|------|-----|-----|-----|-----|-------|--------|-------|
| 1994 | 78 | 75 | | | 153 | CUT | |
| 2000 | 68 | 77 | | | 145 | CUT | |
| 2003 | 69 | 73 | | | 142 | CUT | |
| | | | | | | Total | |

BARRIER, JERRY (70.00)

| Year | 1st | 2nd | 3rd | 4th | Total | Finish | Money |
|------|-----|-----|-----|-----|-------|--------|----------|
| 1973 | 69 | 69 | 69 | 73 | 280 | T62 | \$355.00 |
| | | | | | | Total | \$355.00 |

BARRON, DOUG (69.62)

| Year | 1st | 2nd | 3rd | 4th | Total | Finish | Money |
|------|-----|-----|-----|-----|-------|--------|--------------|
| 1997 | 66 | 68 | 66 | 73 | 273 | T9 | \$39,000.00 |
| 1998 | 74 | 74 | | | 148 | CUT | |
| 2000 | 65 | 69 | 67 | 67 | 268 | T5 | 98,350.00 |
| 2001 | 71 | | | | 71 | W/D | |
| 2003 | 71 | 72 | | | 143 | CUT | |
| 2005 | 71 | 66 | 71 | 70 | 278 | T42 | 13,502.00 |
| 2006 | 69 | 70 | 71 | 71 | 281 | T53 | 10,090.67 |
| | | | | | | Total | \$160,942.67 |

BARYLA, CHRIS (69.50)

| Year | 1st | 2nd | 3rd | 4th | Total | Finish | Money |
|------|-----|-----|-----|-----|-------|--------|-------|
| 2011 | 69 | 70 | | | 139 | CUT | |
| | | | | | | Total | |

BASSETT, RICHARD (71.00)

| Year | 1st | 2nd | 3rd | 4th | Total | Finish | Money |
|------|-----|-----|-----|-----|-------|--------|----------|
| 1970 | 72 | 70 | 68 | 74 | 284 | T58 | \$173.91 |
| | | | | | | Total | \$173.91 |

BASSLER, BILLY (72.00)

| Year | 1st | 2nd | 3rd | 4th | Total | Finish | Money |
|------|-----|-----|-----|-----|-------|--------|-------|
| 1982 | 73 | 71 | | | 144 | CUT | |
| | | | | | | Total | |

BATDORFF, BOB (71.75)

| Year | 1st | 2nd | 3rd | 4th | Total | Finish | Money |
|------|-----|-----|-----|-----|-------|--------|-------|
| 1963 | 73 | 73 | 72 | 72 | 290 | T53 | |
| 1965 | 73 | 71 | 71 | 69 | 284 | T51 | |
| | | | | | | Total | |

BATEMAN, BRIAN (70.56)

| Year | 1st | 2nd | 3rd | 4th | Total | Finish | Money |
|------|-----|-----|-----|-----|-------|--------|-------------|
| 2002 | 73 | 68 | 69 | 72 | 282 | T63 | \$8,400.00 |
| 2003 | 67 | 71 | 71 | 70 | 279 | T42 | 14,000.00 |
| 2005 | 72 | 71 | | | 143 | CUT | |
| 2006 | 72 | 70 | | | 142 | CUT | |
| 2007 | 73 | 71 | | | 144 | CUT | |
| 2008 | 68 | 72 | | | 140 | CUT | |
| 2009 | 66 | 74 | | | 140 | CUT | |
| | | | | | | Total | \$22,400.00 |

BATES, BEN (69.42)

| Year | 1st | 2nd | 3rd | 4th | Total | Finish | Money |
|------|-----|-----|-----|-----|-------|--------|-------------|
| 1998 | 69 | 68 | 67 | 70 | 274 | T25 | \$15,266.67 |
| 1999 | 69 | 70 | 66 | 72 | 277 | T54 | 5,750.00 |
| 2000 | 66 | 67 | 76 | 73 | 282 | 79 | 5,096.00 |
| | | | | | | Total | \$26,112.67 |

INDIVIDUAL RESULTS

BATES, PAT (69.07)

| Year | 1st | 2nd | 3rd | 4th | Total | Finish | Money |
|------|-----|-----|-----|-----|-------|--------|-------------|
| 1995 | 70 | 66 | 67 | 71 | 274 | T18 | \$15,120.00 |
| 2002 | 70 | 71 | 64 | 68 | 273 | T13 | 72,800.00 |
| 2003 | 70 | 71 | | | 141 | CUT | |
| 2004 | 70 | 70 | 71 | 68 | 279 | T49 | 10,365.60 |
| | | | | | | Total | \$98,285.60 |

BAUER, GARY (70.50)

| Year | 1st | 2nd | 3rd | 4th | Total | Finish | Money |
|------|-----|-----|-----|-----|-------|--------|----------|
| 1964 | 69 | 72 | 72 | 71 | 284 | T55 | |
| 1965 | 71 | 70 | 68 | 71 | 280 | T21 | \$777.78 |
| | | | | | | Total | \$777.78 |

BAUGH, BEAU (69.40)

| Year | 1st | 2nd | 3rd | 4th | Total | Finish | Money |
|------|-----|-----|-----|-----|-------|--------|------------|
| 1980 | 73 | 71 | | | 144 | CUT | |
| 1981 | 70 | 71 | | | 141 | CUT | |
| 1982 | 70 | 67 | 66 | 65 | 268 | T11 | \$6,600.00 |
| 1983 | 70 | 71 | | | 141 | CUT | |
| | | | | | | Total | \$6,600.00 |

BAXTER, REX (70.81)

| Year | 1st | 2nd | 3rd | 4th | Total | Finish | Money |
|------|-----|-----|-----|-----|-------|--------|----------|
| 1961 | 69 | 69 | 74 | 71 | 283 | T43 | |
| 1963 | 71 | 73 | 73 | 71 | 288 | T42 | \$85.00 |
| 1964 | 71 | 73 | 63 | 75 | 282 | T42 | |
| 1965 | 69 | 68 | 72 | 73 | 282 | T37 | 350.00 |
| 1966 | 70 | 72 | 71 | 70 | 283 | T63 | |
| 1967 | 68 | 71 | 73 | 71 | 283 | T41 | 400.00 |
| 1968 | 69 | 71 | | | 140 | W/D | |
| | | | | | | Total | \$835.00 |

BAYER, GEORGE (70.10)

| Year | 1st | 2nd | 3rd | 4th | Total | Finish | Money |
|------|-----|-----|-----|-----|-------|--------|------------|
| 1955 | 72 | 69 | 75 | | 216 | W/D | |
| 1956 | 69 | 69 | 69 | 76 | 283 | T28 | \$41.25 |
| 1957 | 67 | 69 | 71 | 67 | 274 | 2 | 1,900.00 |
| 1958 | 65 | 69 | 70 | 69 | 273 | T5 | 1,200.00 |
| 1959 | 72 | 73 | 73 | 75 | 293 | T64 | |
| 1960 | 71 | 71 | 69 | 71 | 282 | T27 | 146.66 |
| 1961 | 68 | 71 | 66 | 73 | 278 | T14 | 753.33 |
| 1962 | 71 | 70 | 74 | 67 | 282 | T21 | 450.00 |
| 1963 | 69 | 65 | 67 | 71 | 272 | 2 | 3,600.00 |
| 1964 | 70 | 71 | 67 | 73 | 281 | T32 | 375.00 |
| | | | | | | Total | \$8,466.24 |

BEAN, ANDY (71.06)

| Year | 1st | 2nd | 3rd | 4th | Total | Finish | Money |
|------|-----|-----|-----|-----|-------|--------|-------------|
| 1977 | 70 | | | | 70 | W/D | |
| 1978 | 75 | | | | 75 | W/D | |
| 1982 | 68 | 67 | 67 | 66 | 268 | T11 | \$6,600.00 |
| 1984 | 68 | 73 | 74 | 70 | 285 | T37 | 1,680.00 |
| 1985 | 74 | 74 | | | 148 | CUT | |
| 1994 | 77 | 67 | | | 144 | CUT | |
| 1996 | 70 | 72 | 74 | 73 | 289 | T67 | 3,030.00 |
| | | | | | | Total | \$11,310.00 |

BEARD, FRANK (70.56)

| Year | 1st | 2nd | 3rd | 4th | Total | Finish | Money |
|------|-----|-----|-----|-----|-------|--------|------------|
| 1967 | 68 | 69 | 69 | 69 | 275 | T7 | \$3,100.00 |
| 1968 | 71 | 72 | 70 | | 213 | W/D | |
| 1969 | 72 | 69 | 71 | 69 | 281 | T42 | 297.50 |
| 1970 | 73 | 68 | 70 | 70 | 281 | T42 | 286.67 |
| 1973 | 72 | 68 | 73 | 67 | 280 | T62 | 355.00 |
| 1974 | 72 | 70 | | | 142 | CUT | |
| 1975 | 72 | 71 | | | 143 | CUT | |
| 1976 | 69 | 71 | 70 | 75 | 285 | T57 | 430.60 |
| 1977 | 70 | 71 | 68 | 72 | 281 | T59 | 409.40 |
| 1978 | 71 | 70 | | | 141 | CUT | |
| 1979 | 72 | 76 | | | 148 | CUT | |
| 1980 | 72 | 71 | | | 143 | CUT | |
| 1981 | 67 | 68 | 74 | 71 | 280 | T74 | 561.00 |
| | | | | | | Total | \$5,440.17 |

BECK, CHIP (70.24)

| Year | 1st | 2nd | 3rd | 4th | Total | Finish | Money |
|------|-----|-----|-----|-----|-------|--------|-------------|
| 1981 | 71 | 67 | 67 | 68 | 273 | T37 | \$1,200.00 |
| 1982 | 70 | 68 | 70 | 70 | 278 | T62 | 645.00 |
| 1983 | 69 | 70 | 70 | 70 | 279 | T43 | 876.60 |
| 1984 | 74 | 71 | 73 | 69 | 287 | T54 | 896.00 |
| 1985 | 70 | 71 | 70 | 74 | 285 | 58 | 1,344.00 |
| 1986 | 66 | 73 | 65 | 70 | 274 | T9 | 18,900.00 |
| 1987 | 69 | 68 | 69 | 70 | 276 | T15 | 11,200.00 |
| 1989 | 71 | 72 | | | 143 | CUT | |
| 1990 | 73 | 71 | | | 144 | CUT | |
| 1991 | 72 | 66 | 69 | 71 | 278 | T29 | 5,955.55 |
| 1994 | 70 | 70 | 69 | 79 | 288 | T66 | 2,484.00 |
| 1995 | 67 | 68 | 71 | 70 | 276 | T28 | 8,160.00 |
| 1996 | 69 | 71 | 70 | 70 | 280 | T18 | 18,257.14 |
| 1997 | 74 | 74 | | | 148 | CUT | |
| 1999 | 71 | 71 | | | 142 | CUT | |
| 2000 | 70 | 72 | | | 142 | CUT | |
| | | | | | | Total | \$69,918.29 |

INDIVIDUAL RESULTS

BECK, LARRY (70.00)

| Year | 1st | 2nd | 3rd | 4th | Total | Finish | Money |
|------|-----|-----|-----|-----|-------|--------|------------|
| 1964 | 67 | 72 | 72 | 67 | 278 | T15 | \$872.23 |
| 1965 | 71 | 73 | 69 | 69 | 282 | T37 | 350.00 |
| | | | | | | Total | \$1,222.23 |

BECKER, JIM (71.50)

| Year | 1st | 2nd | 3rd | 4th | Total | Finish | Money |
|------|-----|-----|-----|-----|-------|--------|-------|
| 1988 | 72 | 71 | | | 143 | CUT | |
| | | | | | | Total | |

BECKMAN, CAMERON (70.39)

| Year | 1st | 2nd | 3rd | 4th | Total | Finish | Money |
|------|-----|-----|-----|-----|-------|--------|-------------|
| 1999 | 71 | 67 | 73 | 70 | 281 | T62 | \$5,275.00 |
| 2000 | 70 | 69 | 70 | 71 | 280 | T73 | 5,376.00 |
| 2001 | 70 | 70 | 69 | 67 | 276 | T45 | 9,076.80 |
| 2003 | 74 | 72 | | | 146 | CUT | |
| 2004 | 71 | 69 | 67 | 70 | 277 | T32 | 20,440.00 |
| 2005 | 68 | 69 | 72 | 69 | 278 | T42 | 13,502.00 |
| 2006 | 68 | 81 | | | 149 | CUT | |
| 2007 | 75 | 65 | 74 | 69 | 283 | T61 | 12,900.00 |
| 2008 | 67 | 73 | | | 140 | CUT | |
| 2012 | 69 | 73 | | | 142 | CUT | |
| 2014 | 68 | 73 | | | 141 | CUT | |
| | | | | | | Total | \$66,569.80 |

BEEM, RICH (70.25)

| Year | 1st | 2nd | 3rd | 4th | Total | Finish | Money |
|------|-----|-----|-----|-----|-------|--------|-------------|
| 2007 | 73 | 72 | | | 145 | CUT | |
| 2009 | 68 | 67 | 72 | 70 | 277 | T63 | \$12,600.00 |
| 2011 | 70 | 70 | | | 140 | CUT | |
| | | | | | | Total | \$12,600.00 |

BEGAY III, NOTAH (69.44)

| Year | 1st | 2nd | 3rd | 4th | Total | Finish | Money |
|------|-----|-----|-----|-----|-------|--------|--------------|
| 1999 | 69 | 68 | 69 | 64 | 270 | T14 | \$45,000.00 |
| 2000 | 64 | 65 | 67 | 64 | 260 | 1 | 504,000.00 |
| 2002 | 67 | 72 | 69 | 69 | 277 | T33 | 21,133.34 |
| 2003 | 73 | 66 | 69 | 69 | 277 | T33 | 22,600.00 |
| 2005 | 75 | 70 | | | 145 | CUT | |
| 2006 | 68 | 66 | 71 | 69 | 274 | T9 | 101,828.57 |
| 2007 | 74 | 74 | | | 148 | CUT | |
| 2008 | 66 | 71 | 70 | 72 | 279 | T62 | 12,900.00 |
| 2009 | 73 | 70 | | | 143 | CUT | |
| 2010 | 70 | 77 | | | 147 | CUT | |
| 2012 | 73 | 68 | | | 141 | CUT | |
| | | | | | | Total | \$707,461.91 |

BEIERSDORF, RUSSELL (75.50)

| Year | 1st | 2nd | 3rd | 4th | Total | Finish | Money |
|------|-----|-----|-----|-----|-------|--------|-------|
| 1993 | 78 | 73 | | | 151 | CUT | |
| | | | | | | Total | |

BELEY, FRANK (71.00)

| Year | 1st | 2nd | 3rd | 4th | Total | Finish | Money |
|------|-----|-----|-----|-----|-------|--------|----------|
| 1959 | 70 | 67 | 74 | 73 | 284 | T23 | \$290.00 |
| 1960 | 69 | 70 | 70 | 75 | 284 | T37 | |
| | | | | | | Total | \$290.00 |

BELL, BRAD (76.50)

| Year | 1st | 2nd | 3rd | 4th | Total | Finish | Money |
|------|-----|-----|-----|-----|-------|--------|-------|
| 1991 | 73 | 80 | | | 153 | CUT | |
| | | | | | | Total | |

BELJAN, CHARLIE (69.80)

| Year | 1st | 2nd | 3rd | 4th | Total | Finish | Money |
|------|-----|-----|-----|-----|-------|--------|-------------|
| 2012 | 73 | 67 | 68 | 66 | 274 | T29 | \$36,525.00 |
| 2013 | 68 | 73 | | | 141 | CUT | |
| 2014 | 70 | 74 | | | 144 | CUT | |
| 2015 | 70 | 69 | | | 139 | CUT | |
| | | | | | | Total | \$36,525.00 |

BEMAN, DEANE (69.05)

| Year | 1st | 2nd | 3rd | 4th | Total | Finish | Money |
|------|-----|-----|-----|-----|-------|--------|-------------|
| 1968 | 74 | 74 | | | 148 | CUT | |
| 1969 | 70 | 69 | 65 | 70 | 274 | T8 | \$2,510.00 |
| 1970 | 71 | 67 | 67 | 70 | 275 | T8 | 2,510.00 |
| 1971 | 66 | 69 | 67 | 68 | 270 | T4 | 4,290.00 |
| 1972 | 66 | 66 | 70 | 68 | 270 | T3 | 7,350.00 |
| 1973 | 68 | 76 | | | 144 | CUT | |
| | | | | | | Total | \$16,660.00 |

BENDER, MIKE (70.33)

| Year | 1st | 2nd | 3rd | 4th | Total | Finish | Money |
|------|-----|-----|-----|-----|-------|--------|------------|
| 1987 | 73 | 70 | | | 143 | CUT | |
| 1988 | 70 | 70 | 68 | 71 | 279 | T45 | \$2,002.00 |
| | | | | | | Total | \$2,002.00 |

BENEPE, JIM (70.75)

| Year | 1st | 2nd | 3rd | 4th | Total | Finish | Money |
|------|-----|-----|-----|-----|-------|--------|------------|
| 1988 | 73 | 74 | | | 147 | CUT | |
| 1990 | 71 | 71 | | | 142 | CUT | |
| 1991 | 70 | 69 | 69 | 69 | 277 | T24 | \$8,300.00 |
| | | | | | | Total | \$8,300.00 |

INDIVIDUAL RESULTS

BENGOECHEA, AARON (73.50)

| Year | 1st | 2nd | 3rd | 4th | Total | Finish CUT | Money |
|------|-----|-----|-----|-----|-------|---------------|-------|
| 2000 | 76 | 71 | | | 147 | CUT Total | |

BENSON, BOB (71.25)

| Year | 1st | 2nd | 3rd | 4th | Total | Finish Total | Money |
|------|-----|-----|-----|-----|-------|-----------------|----------------------|
| 1975 | 70 | 70 | 74 | 71 | 285 | T62 Total | \$350.00 \$350.00 |

BERGANIO, JR., DAVID (68.38)

| Year | 1st | 2nd | 3rd | 4th | Total | Finish CUT | Money |
|------|-----|-----|-----|-----|-------|---------------|--------------|
| 2001 | 67 | 66 | 64 | 69 | 266 | T3 | \$161,200.00 |
| 2002 | 73 | 69 | | | 142 | CUT | |
| 2009 | 70 | 69 | | | 139 | CUT Total | \$161,200.00 |

BERGER, DANIEL (67.25)

| Year | 1st | 2nd | 3rd | 4th | Total | Finish Total | Money |
|------|-----|-----|-----|-----|-------|-----------------|------------------------------|
| 2016 | 66 | 67 | 62 | 74 | 269 | T5 Total | \$231,825.00 \$231,825.00 |

BERNARDIN, GEORGE (71.50)

| Year | 1st | 2nd | 3rd | 4th | Total | Finish Total | Money |
|------|-----|-----|-----|-----|-------|-----------------|----------|
| 1956 | 71 | 71 | 71 | 71 | 284 | T37 | |
| 1957 | 68 | 71 | 68 | 73 | 280 | T15 | \$490.00 |
| 1958 | 71 | 70 | 74 | 76 | 291 | T62 | |
| 1959 | 74 | 70 | 72 | 73 | 289 | T48 Total | \$490.00 |

BERRY, JOHN (69.25)

| Year | 1st | 2nd | 3rd | 4th | Total | Finish Total | Money |
|------|-----|-----|-----|-----|-------|-----------------|--------------------------|
| 1965 | 67 | 72 | 73 | 65 | 277 | T8 Total | \$2,050.00 \$2,050.00 |

BERTONCINO, JIM (71.00)

| Year | 1st | 2nd | 3rd | 4th | Total | Finish CUT | Money |
|------|-----|-----|-----|-----|-------|---------------|-------|
| 1981 | 70 | 74 | | | 144 | CUT | |
| 1982 | 73 | 67 | | | 140 | CUT Total | |

BERTSCH, SHANE (70.50)

| Year | 1st | 2nd | 3rd | 4th | Total | Finish CUT | Money |
|------|-----|-----|-----|-----|-------|---------------|-------------|
| 1996 | 67 | 72 | 76 | 67 | 282 | T30 | \$8,914.29 |
| 1997 | 73 | 76 | | | 149 | CUT | |
| 2006 | 71 | 65 | 71 | 78 | 285 | T68 | 8,844.00 |
| 2008 | 69 | 71 | | | 140 | CUT | |
| 2011 | 67 | 63 | 75 | 67 | 272 | T43 | \$18,840.00 |
| 2012 | 69 | 72 | | | 141 | CUT Total | \$36,598.29 |

BESS, SCOTT (72.00)

| Year | 1st | 2nd | 3rd | 4th | Total | Finish CUT | Money |
|------|-----|-----|-----|-----|-------|---------------|-------|
| 1980 | 73 | 71 | | | 144 | CUT Total | |

BESSELINK, AL (70.79)

| Year | 1st | 2nd | 3rd | 4th | Total | Finish CUT | Money |
|------|-----|-----|-----|-----|-------|---------------|------------|
| 1952 | 79 | 71 | | | 150 | W/D | |
| 1954 | 74 | 72 | 73 | 66 | 285 | T35 | |
| 1956 | 71 | 72 | 72 | 69 | 284 | T37 | |
| 1959 | 67 | 69 | 72 | 72 | 280 | T11 | \$825.00 |
| 1960 | 71 | 67 | 69 | 73 | 280 | T16 | 550.00 |
| 1964 | 66 | 67 | 69 | 72 | 274 | T2 | 3,400.00 |
| 1965 | 74 | 72 | | | 146 | CUT Total | \$4,775.00 |

BETTENCOURT, MATT (70.25)

| Year | 1st | 2nd | 3rd | 4th | Total | Finish CUT | Money |
|------|-----|-----|-----|-----|-------|---------------|-------------|
| 2009 | 67 | 67 | 69 | 69 | 272 | T34 | \$28,400.00 |
| 2010 | 67 | 72 | | | 139 | CUT | |
| 2011 | 71 | 69 | | | 140 | CUT | |
| 2012 | 74 | 73 | | | 147 | CUT | |
| 2014 | 71 | 74 | | | 145 | CUT Total | \$28,400.00 |

BIAGETTI, LEO (71.45)

| Year | 1st | 2nd | 3rd | 4th | Total | Finish Total | Money |
|------|-----|-----|-----|-----|-------|-----------------|--------------------|
| 1952 | 72 | 69 | 74 | 73 | 288 | T34 | |
| 1953 | 75 | 70 | 70 | 66 | 281 | T22 | \$165.00 |
| 1954 | 68 | 74 | 78 | 73 | 293 | 63 | |
| 1955 | 68 | 72 | 74 | 74 | 288 | T32 | |
| 1958 | 70 | 71 | 66 | 72 | 279 | T20 Total | 350.00 \$515.00 |

BIANCALANA, ROY (70.17)

| Year | 1st | 2nd | 3rd | 4th | Total | Finish Total | Money |
|------|-----|-----|-----|-----|-------|-----------------|------------|
| 1988 | 71 | 69 | 70 | 69 | 279 | T45 | \$2,002.00 |
| 1989 | 71 | 71 | | | 142 | CUT Total | \$2,002.00 |

BIERKAN, JOHN (79.50)

| Year | 1st | 2nd | 3rd | 4th | Total | Finish CUT | Money |
|------|-----|-----|-----|-----|-------|---------------|-------|
| 2010 | 80 | 79 | | | 159 | CUT Total | |

INDIVIDUAL RESULTS

BIERSHENK, TOMMY (78.50)

| Year | 1st | 2nd | 3rd | 4th | Total | Finish CUT | Money |
|------|-----|-----|-----|-----|-------|------------|-------|
| 2012 | 82 | 75 | | | 157 | Total | |

BIES, DON (69.81)

| Year | 1st | 2nd | 3rd | 4th | Total | Finish | Money |
|------|-----|-----|-----|-----|-------|--------|-------------|
| 1969 | 68 | 71 | 71 | 67 | 277 | T20 | \$964.29 |
| 1970 | 68 | 66 | 73 | 73 | 280 | T38 | 462.50 |
| 1971 | 69 | 70 | 70 | 73 | 282 | T61 | 115.79 |
| 1973 | 66 | 67 | 70 | 64 | 267 | T7 | 5,460.00 |
| 1974 | 67 | 69 | 71 | 69 | 276 | T11 | 3,466.67 |
| 1975 | 65 | 66 | 67 | 69 | 267 | 1 | 40,000.00 |
| 1976 | 72 | 69 | 74 | 73 | 288 | T70 | 157.50 |
| 1978 | 73 | 66 | 70 | 74 | 283 | T71 | |
| 1979 | 70 | 70 | 69 | 66 | 275 | T18 | 4,350.00 |
| 1980 | 71 | 71 | | | 142 | CUT | |
| 1981 | 70 | 69 | 71 | 74 | 284 | T91 | 474.00 |
| 1982 | 68 | 69 | 68 | 74 | 279 | T64 | 627.00 |
| 1983 | 68 | 72 | | | 140 | CUT | |
| 1984 | 71 | 74 | 71 | 74 | 290 | T70 | 792.00 |
| | | | | | | Total | \$56,869.75 |

BIGHAM, GEORGE (73.50)

| Year | 1st | 2nd | 3rd | 4th | Total | Finish | Money |
|------|-----|-----|-----|-----|-------|--------|-------|
| 1955 | 71 | 76 | 76 | 74 | 297 | 59 | |
| 1956 | 71 | 72 | 72 | 76 | 291 | T62 | |
| | | | | | | Total | |

BILLOWS, RAY (74.00)

| Year | 1st | 2nd | 3rd | 4th | Total | Finish | Money |
|------|-----|-----|-----|-----|-------|--------|-------|
| 1954 | 72 | 76 | 73 | 75 | 296 | 66 | |
| | | | | | | Total | |

BILODEAU, KYLE (77.00)

| Year | 1st | 2nd | 3rd | 4th | Total | Finish | Money |
|------|-----|-----|-----|-----|-------|--------|-------|
| 2013 | 77 | 77 | | | 154 | CUT | |
| 2015 | 76 | 80 | | | 156 | CUT | |
| | | | | | | Total | |

BISDORF, BILL (73.75)

| Year | 1st | 2nd | 3rd | 4th | Total | Finish | Money |
|------|-----|-----|-----|-----|-------|--------|-------|
| 1956 | 74 | 72 | 72 | 77 | 295 | T71 | |
| | | | | | | Total | |

BISHOP, TED (72.64)

| Year | 1st | 2nd | 3rd | 4th | Total | Finish | Money |
|------|-----|-----|-----|-----|-------|--------|-------|
| 1952 | 76 | 73 | | | 149 | W/D | |
| 1953 | 69 | 70 | 72 | 71 | 282 | T28 | |
| 1954 | 75 | 69 | 72 | 72 | 288 | T46 | |
| 1955 | 75 | 77 | 72 | 74 | 298 | T60 | |
| | | | | | | Total | |

BISPLINGHOFF, DON (71.38)

| Year | 1st | 2nd | 3rd | 4th | Total | Finish | Money |
|------|-----|-----|-----|-----|-------|--------|-------|
| 1959 | 72 | 73 | 72 | 72 | 289 | T48 | |
| 1961 | 70 | 67 | 71 | 74 | 282 | T38 | |
| | | | | | | Total | |

BJORNSTAD, HENRIK (71.50)

| Year | 1st | 2nd | 3rd | 4th | Total | Finish | Money |
|------|-----|-----|-----|-----|-------|--------|-------|
| 2006 | 72 | 74 | | | 146 | CUT | |
| 2010 | 71 | 69 | | | 140 | CUT | |
| | | | | | | Total | |

BLACK, DOUG (71.13)

| Year | 1st | 2nd | 3rd | 4th | Total | Finish | Money |
|------|-----|-----|-----|-----|-------|--------|----------|
| 1980 | 67 | 71 | 77 | 71 | 286 | T67 | \$615.00 |
| 1981 | 71 | 69 | | | 140 | CUT | |
| 1982 | 72 | 71 | | | 143 | CUT | |
| | | | | | | Total | \$615.00 |

BLACK, RONNIE (70.50)

| Year | 1st | 2nd | 3rd | 4th | Total | Finish | Money |
|------|-----|-----|-----|-----|-------|--------|-------------|
| 1982 | 68 | 71 | 69 | 69 | 277 | T60 | \$657.00 |
| 1983 | 72 | 69 | | | 141 | CUT | |
| 1985 | 69 | 70 | 72 | 70 | 281 | T45 | 1,756.80 |
| 1986 | 69 | 69 | 71 | 69 | 278 | T29 | 4,355.15 |
| 1987 | 69 | 67 | 73 | 73 | 282 | T43 | 2,184.00 |
| 1988 | 66 | 69 | 65 | 70 | 270 | T4 | 30,800.00 |
| 1989 | 66 | 70 | 71 | 68 | 275 | T17 | 12,222.22 |
| 1990 | 70 | 68 | 71 | 69 | 278 | T53 | 2,304.00 |
| 1991 | 72 | 69 | 68 | 69 | 278 | T29 | 5,955.56 |
| 1992 | 75 | | | | 75 | W/D | |
| 1993 | 75 | 73 | | | 148 | CUT | |
| 1994 | 71 | 71 | | | 142 | CUT | |
| 1995 | 67 | 66 | 70 | 73 | 276 | T28 | 8,160.00 |
| 1996 | 77 | 72 | | | 149 | CUT | |
| 1997 | 69 | 73 | 67 | 74 | 283 | T68 | 3,000.00 |
| 1998 | 79 | | | | 79 | W/D | |
| 2000 | 74 | 70 | | | 144 | CUT | |
| 2002 | 76 | 75 | | | 151 | CUT | |
| | | | | | | Total | \$71,394.73 |

INDIVIDUAL RESULTS

BLACKBURN, MIKE (70.50)

| Year | 1st | 2nd | 3rd | 4th | Total | Finish | Money |
|------|-----|-----|-----|-----|-------|--------|------------|
| 1988 | 69 | 70 | 72 | 71 | 282 | T60 | \$1,519.00 |
| | | | | | | Total | \$1,519.00 |

BLACKBURN, WOODY (71.05)

| Year | 1st | 2nd | 3rd | 4th | Total | Finish | Money |
|------|-----|-----|-----|-----|-------|--------|-------------|
| 1977 | 74 | 73 | | | 147 | CUT | |
| 1978 | 77 | 70 | | | 147 | CUT | |
| 1980 | 68 | 75 | | | 143 | CUT | |
| 1981 | 70 | 67 | 69 | 66 | 272 | T29 | \$1,826.25 |
| 1983 | 71 | 71 | | | 142 | CUT | |
| 1984 | 71 | 72 | 68 | 68 | 279 | T11 | 8,480.00 |
| 1985 | 68 | 72 | 71 | 79 | 290 | T64 | 1,266.00 |
| 1986 | 75 | 68 | | | 143 | CUT | |
| | | | | | | Total | \$11,572.25 |

BLACKMAR, PHIL (71.25)

| Year | 1st | 2nd | 3rd | 4th | Total | Finish | Money |
|------|-----|-----|-----|-----|-------|--------|--------------|
| 1985 | 72 | 67 | 64 | 68 | 271 | 1 | \$108,000.00 |
| 1986 | 72 | 74 | | | 146 | CUT | |
| 1987 | 73 | 67 | 73 | 74 | 287 | T71 | 1,330.00 |
| 1988 | 71 | 70 | | | 141 | CUT | |
| 1989 | 75 | 75 | | | 150 | CUT | |
| 1990 | 67 | 69 | 71 | 68 | 275 | T36 | 4,406.25 |
| 1991 | 71 | 79 | | | 150 | CUT | |
| 1992 | 69 | 72 | 70 | 67 | 278 | T8 | 29,000.00 |
| 1993 | 72 | 74 | | | 146 | CUT | |
| 1994 | 74 | 71 | | | 145 | CUT | |
| 1995 | 74 | 69 | | | 143 | CUT | |
| 1997 | 70 | 73 | 64 | 71 | 278 | T35 | 7,395.00 |
| 1999 | 74 | 72 | | | 146 | CUT | |
| 2000 | 68 | 75 | | | 143 | CUT | |
| 2001 | 78 | 73 | | | 151 | CUT | |
| | | | | | | Total | \$150,131.25 |

BLAIR, ZAC (70.83)

| Year | 1st | 2nd | 3rd | 4th | Total | Finish | Money |
|------|-----|-----|-----|-----|-------|--------|-------------|
| 2015 | 71 | 76 | | | 147 | CUT | |
| 2016 | 70 | 68 | 69 | 71 | 278 | T62 | \$14,190.00 |
| | | | | | | Total | \$14,190.00 |

BLAKE, JAY DON (69.57)

| Year | 1st | 2nd | 3rd | 4th | Total | Finish | Money |
|------|-----|-----|-----|-----|-------|--------|--------------|
| 1987 | 76 | 71 | | | 147 | CUT | |
| 1990 | 73 | 69 | | | 142 | CUT | |
| 1996 | 71 | 71 | 67 | 70 | 279 | T12 | \$28,500.00 |
| 1997 | 73 | 72 | | | 145 | CUT | |
| 1999 | 67 | 68 | 67 | 70 | 272 | T20 | 27,083.33 |
| 2000 | 66 | 71 | 71 | 64 | 272 | T18 | 34,080.00 |
| 2001 | 64 | 68 | 72 | 68 | 272 | T22 | 27,944.29 |
| 2002 | 72 | 68 | 69 | 69 | 278 | T39 | 14,416.00 |
| 2003 | 72 | 68 | 69 | 71 | 280 | T47 | 10,576.00 |
| | | | | | | Total | \$142,599.62 |

BLANCAS, HOMERO (69.21)

| Year | 1st | 2nd | 3rd | 4th | Total | Finish | Money |
|------|-----|-----|-----|-----|-------|--------|-------------|
| 1965 | 70 | 67 | 72 | 68 | 277 | T8 | \$2,050.00 |
| 1966 | 65 | 71 | 69 | 67 | 272 | 8 | 3,400.00 |
| 1967 | 74 | 69 | 70 | 68 | 281 | T32 | 625.00 |
| 1968 | 73 | 69 | 71 | 69 | 282 | T35 | 562.50 |
| 1969 | 73 | 72 | | | 145 | CUT | |
| 1970 | 70 | 67 | 69 | 69 | 275 | T8 | 2,510.00 |
| 1971 | 69 | 67 | 68 | 75 | 279 | T42 | 352.00 |
| 1972 | 71 | 69 | 69 | 64 | 273 | T5 | 4,812.50 |
| 1973 | 66 | 68 | 69 | 67 | 270 | T16 | 2,800.00 |
| 1974 | 72 | 70 | | | 142 | CUT | |
| 1975 | 67 | 69 | 68 | 66 | 270 | 6 | 7,200.00 |
| 1976 | 68 | 68 | 73 | 69 | 278 | T21 | 1,995.00 |
| 1978 | 69 | 70 | 69 | 70 | 278 | T46 | 559.43 |
| | | | | | | Total | \$26,866.43 |

BLANKS, KRIS (68.50)

| Year | 1st | 2nd | 3rd | 4th | Total | Finish | Money |
|------|-----|-----|-----|-----|-------|--------|--------------|
| 2009 | 68 | 66 | 70 | 67 | 271 | T26 | \$41,700.00 |
| 2010 | 68 | 67 | 67 | 67 | 269 | T9 | 156,000.00 |
| 2011 | 68 | 69 | | | 137 | CUT | |
| 2012 | 69 | 73 | | | 142 | CUT | |
| 2014 | 69 | 71 | | | 140 | CUT | |
| | | | | | | Total | \$197,700.00 |

BLANTON, BILL (71.50)

| Year | 1st | 2nd | 3rd | 4th | Total | Finish | Money |
|------|-----|-----|-----|-----|-------|--------|-------|
| 1960 | 68 | 69 | 72 | 77 | 286 | T45 | |
| | | | | | | Total | |

BLIXT, JONAS (69.75)

| Year | 1st | 2nd | 3rd | 4th | Total | Finish | Money |
|------|-----|-----|-----|-----|-------|--------|-------------|
| 2013 | 70 | 67 | 73 | 68 | 278 | T43 | \$19,626.00 |
| 2014 | 70 | 70 | | | 140 | CUT | |
| 2015 | 68 | 72 | | | 140 | CUT | |
| 2016 | 69 | 76 | | | 145 | CUT | |
| | | | | | | Total | \$19,626.00 |

INDIVIDUAL RESULTS

BLOMQUIST, RALPH (70.13)

| Year | 1st | 2nd | 3rd | 4th | Total | Finish | Money |
|------|-----|-----|-----|-----|-------|--------|----------|
| 1953 | 69 | 67 | 77 | 69 | 282 | T28 | \$125.00 |
| 1956 | 72 | 67 | 68 | 72 | 279 | T15 | 367.50 |
| | | | | | | Total | \$492.50 |

BLUE, RAY (74.75)

| Year | 1st | 2nd | 3rd | 4th | Total | Finish | Money |
|------|-----|-----|-----|-----|-------|--------|-------|
| 1958 | 74 | 78 | 74 | 73 | 299 | 67 | |
| | | | | | | Total | |

BODINGTON, BOB (72.75)

| Year | 1st | 2nd | 3rd | 4th | Total | Finish | Money |
|------|-----|-----|-----|-----|-------|--------|-------|
| 1957 | 72 | 77 | 69 | 73 | 291 | T46 | |
| | | | | | | Total | |

BOHEN, MARTY (68.75)

| Year | 1st | 2nd | 3rd | 4th | Total | Finish | Money |
|------|-----|-----|-----|-----|-------|--------|----------|
| 1973 | 72 | 67 | 70 | 66 | 275 | T39 | \$820.00 |
| | | | | | | Total | \$820.00 |

BOHN, JASON (68.96)

| Year | 1st | 2nd | 3rd | 4th | Total | Finish | Money |
|------|-----|-----|-----|-----|-------|--------|--------------|
| 2004 | 71 | 67 | 69 | 65 | 272 | T6 | \$140,700.00 |
| 2005 | 67 | 70 | 71 | 70 | 278 | T42 | 13,502.00 |
| 2006 | 73 | 65 | 68 | 69 | 275 | T16 | 66,000.00 |
| 2009 | 67 | 70 | 67 | 68 | 272 | T34 | \$28,400.00 |
| 2010 | 66 | 69 | 67 | 69 | 271 | T21 | \$60,000.00 |
| 2011 | 70 | 69 | | | 139 | CUT | |
| 2012 | 76 | 66 | | | 142 | CUT | |
| 2013 | 72 | 71 | | | 143 | CUT | |
| 2015 | 66 | 73 | | | 139 | CUT | |
| | | | | | | Total | \$308,602.00 |

BOLDT, ROB (73.50)

| Year | 1st | 2nd | 3rd | 4th | Total | Finish | Money |
|------|-----|-----|-----|-----|-------|--------|-------|
| 1994 | 76 | 71 | | | 147 | CUT | |
| | | | | | | Total | |

BOLLI, JUSTIN (71.70)

| Year | 1st | 2nd | 3rd | 4th | Total | Finish | Money |
|------|-----|-----|-----|-----|-------|--------|-------|
| 2005 | 74 | 72 | | | 146 | CUT | |
| 2008 | 66 | 73 | | | 139 | CUT | |
| 2010 | 74 | 71 | | | 145 | CUT | |
| 2013 | 73 | 70 | | | 143 | CUT | |
| 2014 | 73 | 71 | | | 144 | CUT | |
| | | | | | | Total | |

BOLLING, CHARLES (72.00)

| Year | 1st | 2nd | 3rd | 4th | Total | Finish | Money |
|------|-----|-----|-----|-----|-------|--------|------------|
| 1985 | 72 | 69 | 73 | 73 | 287 | T60 | \$1,314.00 |
| 1986 | 73 | 68 | 70 | 73 | 284 | T65 | 1,456.00 |
| 1987 | 72 | 73 | | | 145 | CUT | |
| 1988 | 70 | 74 | | | 144 | CUT | |
| 1996 | 71 | 77 | | | 148 | CUT | |
| | | | | | | Total | \$2,770.00 |

BOLT, TOMMY (69.79)

| Year | 1st | 2nd | 3rd | 4th | Total | Finish | Money |
|------|-----|-----|-----|-----|-------|--------|------------|
| 1952 | 72 | 70 | 70 | 73 | 285 | T20 | \$205.00 |
| 1953 | 68 | 68 | 67 | 70 | 273 | T3 | 1,100.00 |
| 1954 | 71 | 60 | 69 | 71 | 271 | 1 | 2,400.00 |
| 1955 | 69 | 70 | 71 | 73 | 283 | T12 | 500.00 |
| 1956 | 69 | 71 | 70 | 71 | 281 | T21 | 230.00 |
| 1962 | 67 | 70 | 74 | 71 | 282 | T21 | 450.00 |
| | | | | | | Total | \$4,885.00 |

BONDESON, PAUL (70.00)

| Year | 1st | 2nd | 3rd | 4th | Total | Finish | Money |
|------|-----|-----|-----|-----|-------|--------|------------|
| 1963 | 72 | 74 | | | 146 | W/D | |
| 1964 | 72 | 68 | 69 | 65 | 274 | T2 | \$3,400.00 |
| 1965 | 69 | 74 | 69 | 71 | 283 | T46 | 220.00 |
| 1966 | 69 | 68 | 68 | 66 | 271 | T6 | 3,800.00 |
| 1967 | 69 | 73 | 74 | 70 | 286 | T52 | |
| | | | | | | Total | \$7,420.00 |

BOOE, BILLY (72.33)

| Year | 1st | 2nd | 3rd | 4th | Total | Finish | Money |
|------|-----|-----|-----|-----|-------|--------|-------|
| 1956 | 73 | 74 | 69 | 75 | 291 | T62 | |
| 1957 | 69 | 80 | 71 | 72 | 292 | T50 | |
| 1958 | 70 | 73 | 69 | 73 | 285 | T44 | |
| | | | | | | Total | |

BOOKER, ERIC (72.00)

| Year | 1st | 2nd | 3rd | 4th | Total | Finish | Money |
|------|-----|-----|-----|-----|-------|--------|-------|
| 1999 | 74 | 70 | | | 144 | CUT | |
| | | | | | | Total | |

BOOKER, MIKE (70.00)

| Year | 1st | 2nd | 3rd | 4th | Total | Finish | Money |
|------|-----|-----|-----|-----|-------|--------|-------|
| 1982 | 74 | 66 | | | 140 | CUT | |
| | | | | | | Total | |

INDIVIDUAL RESULTS

BOOROS, JIM (69.64)

| Year | 1st | 2nd | 3rd | 4th | Total | Finish | Money |
|------|-----|-----|-----|-----|-------|--------|-------------|
| 1977 | 68 | 69 | 74 | 66 | 277 | T31 | \$1,165.50 |
| 1982 | 69 | 66 | 68 | 72 | 275 | T47 | 770.57 |
| 1983 | 71 | 71 | | | 142 | CUT | |
| 1984 | 68 | 74 | 72 | 67 | 281 | T20 | 4,333.33 |
| 1988 | 68 | 71 | 68 | 74 | 281 | T56 | 1,575.00 |
| 1989 | 73 | 69 | | | 142 | CUT | |
| 1990 | 66 | 69 | 66 | 71 | 272 | T13 | 16,625.00 |
| 1991 | 72 | 67 | 72 | 69 | 280 | T42 | 3,072.00 |
| | | | | | | Total | \$27,541.40 |

BORCHERT, MATTHEW (73.50)

| Year | 1st | 2nd | 3rd | 4th | Total | Finish | Money |
|------|-----|-----|-----|-----|-------|--------|--------|
| 2009 | 72 | 75 | | | 147 | CUT | |
| | | | | | | Total | \$0.00 |

BORG, RICK (74.00)

| Year | 1st | 2nd | 3rd | 4th | Total | Finish | Money |
|------|-----|-----|-----|-----|-------|--------|-------|
| 1981 | 72 | 74 | | | 146 | CUT | |
| 1982 | 72 | 78 | | | 150 | CUT | |
| | | | | | | Total | |

BOROS, ERNEST (71.88)

| Year | 1st | 2nd | 3rd | 4th | Total | Finish | Money |
|------|-----|-----|-----|-----|-------|--------|---------|
| 1959 | 70 | 73 | 76 | 68 | 287 | T35 | \$44.29 |
| 1962 | 69 | 74 | 70 | 75 | 288 | T52 | |
| | | | | | | Total | \$44.29 |

BOROS, GUY (71.23)

| Year | 1st | 2nd | 3rd | 4th | Total | Finish | Money |
|------|-----|-----|-----|-----|-------|--------|-------------|
| 1994 | 69 | 71 | 72 | 72 | 284 | T55 | \$2,700.00 |
| 1995 | 68 | 70 | 64 | 70 | 272 | T11 | 26,400.00 |
| 1996 | 73 | 70 | 75 | 71 | 289 | T67 | 3,030.00 |
| 1997 | 73 | 80 | | | 153 | CUT | |
| 1998 | 70 | 68 | 70 | 70 | 278 | T56 | 4,460.00 |
| 1999 | 74 | 74 | | | 148 | CUT | |
| 2004 | 69 | 74 | | | 143 | CUT | |
| | | | | | | Total | \$36,590.00 |

BOROS, JULIUS (69.52)

| Year | 1st | 2nd | 3rd | 4th | Total | Finish | Money |
|------|-----|-----|-----|-----|-------|--------|-------------|
| 1952 | 70 | 71 | 68 | 73 | 282 | T11 | \$400.00 |
| 1953 | 72 | 71 | 65 | 68 | 276 | 11 | 440.00 |
| 1954 | 70 | 69 | 66 | 68 | 273 | 3 | 1,400.00 |
| 1955 | 70 | 72 | 67 | 69 | 278 | T4 | 1,150.00 |
| 1957 | 72 | 72 | 67 | 71 | 282 | T23 | 184.29 |
| 1959 | 69 | 68 | 70 | 74 | 281 | T13 | 725.00 |
| 1961 | 67 | 68 | 68 | 73 | 276 | T9 | 1,016.66 |
| 1962 | 69 | 65 | 72 | 66 | 272 | T3 | 2,050.00 |
| 1963 | 74 | 65 | 69 | 73 | 281 | T12 | 960.00 |
| 1964 | 69 | 71 | 71 | 73 | 284 | T55 | |
| 1965 | 71 | 66 | 71 | 71 | 279 | T16 | 1,200.00 |
| 1966 | 67 | 65 | 70 | 68 | 270 | 5 | 4,300.00 |
| 1979 | 70 | 72 | | | 142 | T69 | 579.00 |
| | | | | | | Total | \$14,404.95 |

BOTTS, RAFF (71.75)

| Year | 1st | 2nd | 3rd | 4th | Total | Finish | Money |
|------|-----|-----|-----|-----|-------|--------|----------|
| 1960 | 71 | 76 | 68 | 73 | 288 | T55 | |
| 1967 | 72 | 71 | 74 | 68 | 285 | T47 | \$220.00 |
| 1969 | 76 | 67 | 70 | 80 | 293 | 75 | 160.00 |
| 1972 | 71 | 67 | 73 | 71 | 282 | T41 | 433.34 |
| | | | | | | Total | \$813.34 |

BOURNE, BOB (72.00)

| Year | 1st | 2nd | 3rd | 4th | Total | Finish | Money |
|------|-----|-----|-----|-----|-------|--------|----------|
| 1972 | 67 | 73 | 75 | 73 | 288 | T67 | \$217.39 |
| | | | | | | Total | \$217.39 |

BOUTELL, GEORGE (70.50)

| Year | 1st | 2nd | 3rd | 4th | Total | Finish | Money |
|------|-----|-----|-----|-----|-------|--------|----------|
| 1971 | 70 | 68 | 75 | 69 | 282 | T61 | \$115.79 |
| | | | | | | Total | \$115.79 |

BOWDEN, CRAIG (69.95)

| Year | 1st | 2nd | 3rd | 4th | Total | Finish | Money |
|------|-----|-----|-----|-----|-------|--------|-------------|
| 1997 | 71 | 68 | 72 | 70 | 281 | T61 | \$3,210.00 |
| 2000 | 69 | 74 | | | 143 | CUT | |
| 2001 | 69 | 73 | | | 142 | CUT | |
| 2004 | 66 | 73 | 71 | 67 | 277 | T32 | 20,440.00 |
| 2007 | 71 | 69 | 71 | 68 | 279 | T36 | 27,042.86 |
| 2010 | 68 | 72 | | | 140 | CUT | |
| 2011 | 72 | 65 | | | 137 | CUT | |
| | | | | | | Total | \$50,692.86 |

BOWDITCH, STEVEN (70.56)

| Year | 1st | 2nd | 3rd | 4th | Total | Finish | Money |
|------|-----|-----|-----|-----|-------|--------|--------------|
| 2005 | 68 | 68 | 74 | 77 | 287 | T73 | \$8,299.00 |
| 2011 | 72 | 65 | | | 137 | CUT | |
| 2012 | 70 | 71 | | | 141 | CUT | |
| 2013 | 72 | 69 | | | 141 | CUT | |
| 2015 | 68 | 68 | 69 | 66 | 271 | T15 | 102,400.00 |
| 2016 | 73 | 79 | | | 152 | CUT | |
| | | | | | | Total | \$110,699.00 |

INDIVIDUAL RESULTS

BOWLES, CHARLIE (71.00)

| Year | 1st | 2nd | 3rd | 4th | Total | Finish | Money |
|------|-----|-----|-----|-----|-------|--------|-------|
| 1989 | 69 | 73 | | | 142 | CUT | |
| 1991 | 68 | 74 | | | 142 | CUT | |
| | | | | | | Total | |

BOWMAN, STEVE (72.50)

| Year | 1st | 2nd | 3rd | 4th | Total | Finish | Money |
|------|-----|-----|-----|-----|-------|--------|-------|
| 1986 | 77 | 68 | | | 145 | CUT | |
| | | | | | | Total | |

BOYD, BOB (72.33)

| Year | 1st | 2nd | 3rd | 4th | Total | Finish | Money |
|------|-----|-----|-----|-----|-------|--------|----------|
| 1983 | 70 | 69 | 71 | 74 | 284 | 62 | \$648.00 |
| 1984 | 74 | 76 | | | 150 | CUT | |
| | | | | | | Total | \$648.00 |

BOYD, MICHAEL (72.00)

| Year | 1st | 2nd | 3rd | 4th | Total | Finish | Money |
|------|-----|-----|-----|-----|-------|--------|-------|
| 2007 | 72 | 72 | | | 144 | CUT | |
| | | | | | | Total | |

BOYNTON, FRANK (70.33)

| Year | 1st | 2nd | 3rd | 4th | Total | Finish | Money |
|------|-----|-----|-----|-----|-------|--------|------------|
| 1957 | 73 | 69 | 72 | 75 | 289 | T40 | |
| 1960 | 71 | 71 | 69 | 71 | 282 | T27 | \$146.67 |
| 1961 | 66 | 67 | 71 | 70 | 274 | T4 | 1,533.33 |
| 1962 | 66 | 73 | 73 | 68 | 280 | T15 | 740.00 |
| 1968 | 71 | 71 | 71 | 65 | 278 | T14 | 1,800.00 |
| 1969 | 70 | 70 | 72 | 73 | 285 | T62 | 160.00 |
| | | | | | | Total | \$4,380.00 |

BRADLEY, KEEGAN (68.58)

| Year | 1st | 2nd | 3rd | 4th | Total | Finish | Money |
|------|-----|-----|-----|-----|-------|--------|--------------|
| 2011 | 71 | 65 | 68 | 72 | 276 | T63 | \$12,780.00 |
| 2012 | 68 | 68 | 70 | 68 | 274 | T29 | 36,525.00 |
| 2013 | 69 | 65 | 72 | 69 | 275 | T18 | 76,860.00 |
| 2014 | 66 | 69 | 71 | 68 | 274 | T31 | 32,296.00 |
| 2015 | 64 | 69 | 71 | 70 | 274 | T39 | 23,680.00 |
| 2016 | 67 | 72 | 67 | 67 | 273 | T25 | 47,226.67 |
| | | | | | | Total | \$229,367.67 |

BRADLEY, MICHAEL (70.58)

| Year | 1st | 2nd | 3rd | 4th | Total | Finish | Money |
|------|-----|-----|-----|-----|-------|--------|-------------|
| 1988 | 73 | 73 | | | 146 | CUT | |
| 1993 | 73 | 70 | 76 | 72 | 291 | T74 | \$1,900.00 |
| 1994 | 71 | 74 | | | 145 | CUT | |
| 1995 | 67 | 66 | 69 | 69 | 271 | T8 | 34,800.00 |
| 1999 | 73 | 69 | | | 142 | CUT | |
| 2010 | 67 | 69 | 72 | 69 | 277 | T57 | 13,260.00 |
| 2011 | 65 | 69 | 72 | 70 | 276 | T63 | 12,780.00 |
| 2012 | 74 | 67 | | | 141 | CUT | |
| 2013 | 75 | 71 | | | 146 | CUT | |
| | | | | | | Total | \$62,740.00 |

BRADLEY, MONTE (70.75)

| Year | 1st | 2nd | 3rd | 4th | Total | Finish | Money |
|------|-----|-----|-----|-----|-------|--------|----------|
| 1959 | 71 | 70 | 71 | 71 | 283 | T18 | \$450.00 |
| | | | | | | Total | \$450.00 |

BRAMLETT, JOSEPH (68.25)

| Year | 1st | 2nd | 3rd | 4th | Total | Finish | Money |
|------|-----|-----|-----|-----|-------|--------|----------|
| 2011 | 68 | 67 | 69 | 69 | 273 | T52 | \$14,310 |
| | | | | | | Total | \$14,310 |

BRANNAN, MICHAEL (69.50)

| Year | 1st | 2nd | 3rd | 4th | Total | Finish | Money |
|------|-----|-----|-----|-----|-------|--------|-------------|
| 1979 | 67 | 67 | 70 | 68 | 272 | T8 | \$9,000.00 |
| 1980 | 70 | 67 | 71 | 70 | 278 | T39 | 1,170.00 |
| 1982 | 71 | 69 | | | 140 | CUT | |
| 1983 | 72 | 72 | | | 144 | CUT | |
| | | | | | | Total | \$10,170.00 |

BRANSHAW, DAVID (70.20)

| Year | 1st | 2nd | 3rd | 4th | Total | Finish | Money |
|------|-----|-----|-----|-----|-------|--------|-------------|
| 2004 | 72 | 70 | | | 142 | CUT | |
| 2006 | 68 | 71 | 66 | 71 | 276 | T21 | \$39,160.00 |
| 2007 | 70 | 71 | 69 | 74 | 284 | T65 | 12,540.00 |
| 2013 | 67 | 71 | 72 | 72 | 282 | 69 | 12,444.00 |
| | | | | | | Total | \$64,144.00 |

BRATTON, ALAN (70.00)

| Year | 1st | 2nd | 3rd | 4th | Total | Finish | Money |
|------|-----|-----|-----|-----|-------|--------|------------|
| 1999 | 64 | 72 | 74 | 70 | 280 | 61 | \$5,450.00 |
| | | | | | | Total | \$5,450.00 |

BREED, MICHAEL (79.50)

| Year | 1st | 2nd | 3rd | 4th | Total | Finish | Money |
|------|-----|-----|-----|-----|-------|--------|-------|
| 1994 | 88 | 71 | | | 159 | CUT | |
| | | | | | | Total | |

INDIVIDUAL RESULTS

BREHAUT, JEFF (71.19)

| Year | 1st | 2nd | 3rd | 4th | Total | Finish | Money |
|------|-----|-----|-----|-----|-------|--------|-------------|
| 1999 | 68 | 75 | | | 143 | CUT | |
| 2001 | 69 | 77 | | | 146 | CUT | |
| 2002 | 71 | 74 | | | 145 | CUT | |
| 2004 | 74 | 73 | | | 147 | CUT | |
| 2005 | 68 | 68 | 72 | 64 | 272 | T12 | \$87,075.00 |
| 2006 | 70 | 72 | | | 142 | CUT | |
| 2007 | 67 | 77 | | | 144 | CUT | |
| | | | | | | Total | \$87,075.00 |

BREWER, GAY (70.03)

| Year | 1st | 2nd | 3rd | 4th | Total | Finish | Money |
|------|-----|-----|-----|-----|-------|--------|-------------|
| 1956 | 72 | 71 | 72 | 72 | 287 | T48 | |
| 1958 | 68 | 72 | 71 | 68 | 279 | T20 | \$350.00 |
| 1960 | 72 | 66 | 72 | 79 | 289 | T58 | |
| 1961 | 68 | 68 | 71 | 77 | 284 | T48 | |
| 1969 | 68 | 66 | 69 | 68 | 271 | T4 | 4,400.00 |
| 1971 | 71 | 67 | 65 | 68 | 271 | T8 | 2,988.33 |
| 1974 | 69 | 73 | | | 142 | CUT | |
| 1975 | 72 | 72 | | | 144 | CUT | |
| 1976 | 69 | 66 | 70 | 69 | 274 | T12 | 4,060.00 |
| | | | | | | Total | \$11,798.33 |

BRIGGS, DANNY (71.25)

| Year | 1st | 2nd | 3rd | 4th | Total | Finish | Money |
|------|-----|-----|-----|-----|-------|--------|-------------|
| 1986 | 75 | 72 | | | 147 | CUT | |
| 1988 | 74 | 73 | | | 147 | CUT | |
| 1999 | 70 | 69 | 70 | 72 | 281 | T62 | \$5,275.00 |
| 2000 | 68 | 71 | 71 | 69 | 279 | T66 | 5,656.00 |
| 2004 | 75 | 69 | | | 144 | CUT | |
| 2005 | 72 | 70 | | | 142 | CUT | |
| | | | | | | Total | \$10,931.00 |

BRIGHT, MIKE (76.00)

| Year | 1st | 2nd | 3rd | 4th | Total | Finish | Money |
|------|-----|-----|-----|-----|-------|--------|-------|
| 1985 | 73 | 79 | | | 152 | CUT | |
| | | | | | | Total | |

BRIGMAN, D.J. (72.66)

| Year | 1st | 2nd | 3rd | 4th | Total | Finish | Money |
|------|-----|-----|-----|-----|-------|--------|-------------|
| 2005 | 73 | 67 | 78 | 74 | 292 | T76 | \$8,041.00 |
| 2007 | 70 | 74 | | | 144 | CUT | |
| 2011 | 68 | 67 | 68 | 69 | 272 | T43 | 18,840 |
| | | | | | | Total | \$26,881.00 |

BRISKY, MIKE (70.00)

| Year | 1st | 2nd | 3rd | 4th | Total | Finish | Money |
|------|-----|-----|-----|-----|-------|--------|-------------|
| 1995 | 72 | 69 | 65 | 73 | 279 | T45 | \$3,432.00 |
| 1996 | 71 | 72 | 63 | 70 | 276 | T6 | 52,125.00 |
| 1997 | 69 | 69 | 65 | 70 | 273 | T9 | 39,000.00 |
| 1998 | 73 | 69 | | | 142 | CUT | |
| 1999 | 74 | 74 | | | 148 | CUT | |
| 2000 | 74 | 68 | | | 142 | CUT | |
| | | | | | | Total | \$94,557.00 |

BRITTON, BILL (70.55)

| Year | 1st | 2nd | 3rd | 4th | Total | Finish | Money |
|------|-----|-----|-----|-----|-------|--------|-------------|
| 1980 | 73 | 69 | | | 142 | CUT | |
| 1981 | 66 | 67 | 71 | 68 | 272 | T29 | \$1,826.25 |
| 1982 | 64 | 68 | 70 | 68 | 270 | T18 | 4,050.00 |
| 1984 | 73 | 83 | | | 156 | CUT | |
| 1985 | 72 | 71 | | | 143 | CUT | |
| 1987 | 71 | 71 | 70 | 70 | 282 | T43 | 2,184.00 |
| 1988 | 74 | 73 | | | 147 | CUT | |
| 1989 | 67 | 67 | 68 | 74 | 276 | T26 | 6,950.00 |
| 1990 | 70 | 67 | 70 | 67 | 274 | T27 | 6,516.67 |
| 1991 | 67 | 69 | 73 | 73 | 282 | T56 | 2,230.00 |
| 1993 | 76 | 71 | | | 147 | CUT | |
| 1994 | 72 | 65 | 70 | 78 | 285 | T61 | 2,604.00 |
| 1995 | 75 | 71 | | | 146 | CUT | |
| | | | | | | Total | \$26,360.92 |

BRODIE, STEVE (71.00)

| Year | 1st | 2nd | 3rd | 4th | Total | Finish | Money |
|------|-----|-----|-----|-----|-------|--------|------------|
| 1994 | 73 | 68 | 72 | 71 | 284 | T55 | \$2,700.00 |
| | | | | | | Total | \$2,700.00 |

INDIVIDUAL RESULTS

BROOKS, MARK (70.15)

| Year | 1st | 2nd | 3rd | 4th | Total | Finish | Money |
|------|-----|-----|-----|-----|-------|--------|--------------|
| 1984 | 71 | 73 | 70 | 71 | 285 | T37 | \$1,680.00 |
| 1985 | 72 | 72 | | | 144 | CUT | |
| 1986 | 77 | 71 | | | 148 | CUT | |
| 1987 | 71 | 75 | | | 146 | CUT | |
| 1988 | 66 | 65 | 69 | 69 | 269 | 1 | 126,000.00 |
| 1989 | 70 | 66 | 70 | 70 | 276 | T26 | 6,950.00 |
| 1990 | 70 | 67 | 73 | 70 | 280 | T63 | 2,100.00 |
| 1991 | 71 | 69 | 69 | 68 | 277 | T24 | 8,300.00 |
| 1992 | 71 | 71 | 71 | 73 | 286 | T53 | 2,304.00 |
| 1993 | 75 | 70 | | | 145 | CUT | |
| 1994 | 69 | 74 | | | 143 | CUT | |
| 1995 | 71 | 72 | | | 143 | CUT | |
| 1996 | 71 | 73 | | | 144 | CUT | |
| 1997 | 72 | 69 | 71 | 67 | 279 | T40 | 4,790.77 |
| 1998 | 69 | 65 | 67 | 69 | 270 | T12 | 44,000.00 |
| 1999 | 68 | 69 | 68 | 71 | 276 | T46 | 6,587.50 |
| 2000 | 65 | 70 | 68 | 73 | 276 | T48 | 7,123.20 |
| 2001 | 66 | 69 | 68 | 68 | 271 | T17 | 43,400.00 |
| 2002 | 70 | 78 | | | 148 | CUT | |
| 2003 | 67 | 68 | 70 | 70 | 275 | T21 | 41,600.00 |
| 2004 | 77 | 75 | | | 152 | CUT | |
| 2006 | 73 | 70 | | | 143 | CUT | |
| 2007 | 70 | 70 | 78 | 73 | 291 | 78 | 11,040.00 |
| 2008 | 68 | 71 | | | 139 | CUT | |
| 2009 | 67 | 68 | 71 | 68 | 274 | T47 | \$16,140.00 |
| 2010 | 68 | 68 | 74 | 69 | 279 | T64 | \$12,540.00 |
| | | | | | | Total | \$334,555.47 |

BROWN, BILLY RAY (71.61)

| Year | 1st | 2nd | 3rd | 4th | Total | Finish | Money |
|------|-----|-----|-----|-----|-------|--------|--------------|
| 1989 | 71 | 67 | 68 | 73 | 279 | T47 | \$2,568.57 |
| 1991 | 67 | 72 | 65 | 67 | 271 | 1 | 180,000.00 |
| 1992 | 67 | 69 | 74 | 70 | 280 | T15 | 14,525.00 |
| 1994 | 75 | 74 | | | 149 | CUT | |
| 1995 | 71 | 70 | 67 | 72 | 280 | T51 | 2,824.00 |
| 1996 | 73 | 71 | | | 144 | CUT | |
| 1997 | 70 | 74 | | | 144 | CUT | |
| 1998 | 71 | 73 | | | 144 | CUT | |
| 1999 | 71 | 82 | | | 153 | CUT | |
| 2000 | 76 | 85 | | | 161 | CUT | |
| | | | | | | Total | \$199,917.57 |

BROWN, CLIFF (70.40)

| Year | 1st | 2nd | 3rd | 4th | Total | Finish | Money |
|------|-----|-----|-----|-----|-------|--------|------------|
| 1964 | 75 | 68 | 70 | 68 | 281 | T32 | \$375.00 |
| 1966 | 67 | 72 | 72 | 69 | 280 | T44 | 265.72 |
| 1967 | 75 | 67 | 68 | 68 | 278 | T19 | 1,350.00 |
| 1968 | 70 | 70 | 73 | 75 | 288 | T63 | |
| 1969 | 70 | 70 | 71 | 70 | 281 | T42 | 297.50 |
| | | | | | | Total | \$2,288.22 |

BROWN, KEN (72.00)

| Year | 1st | 2nd | 3rd | 4th | Total | Finish | Money |
|------|-----|-----|-----|-----|-------|--------|-------|
| 1985 | 75 | 69 | | | 144 | CUT | |
| | | | | | | Total | |

BROWN, SCOTT (70.25)

| Year | 1st | 2nd | 3rd | 4th | Total | Finish | Money |
|------|-----|-----|-----|-----|-------|--------|-------------|
| 2012 | 83 | 71 | | | 154 | CUT | |
| 2014 | 71 | 69 | | | 140 | CUT | |
| 2015 | 65 | 67 | 73 | 71 | 276 | T54 | \$14,528.00 |
| 2016 | 68 | 70 | 67 | 68 | 273 | T25 | 47,226.67 |
| | | | | | | Total | \$61,754.66 |

BROWN, PETE (70.50)

| Year | 1st | 2nd | 3rd | 4th | Total | Finish | Money |
|------|-----|-----|-----|-----|-------|--------|------------|
| 1963 | 70 | 74 | 73 | 74 | 291 | T55 | |
| 1964 | 68 | 69 | 72 | 69 | 278 | T15 | \$872.22 |
| 1965 | 73 | 70 | 72 | 72 | 287 | T64 | |
| 1970 | 66 | 70 | 69 | 70 | 275 | T8 | 2,510.00 |
| 1971 | 66 | 69 | 74 | 71 | 280 | T48 | 157.86 |
| 1972 | 68 | 71 | 71 | 71 | 281 | T35 | 635.17 |
| 1977 | 70 | 71 | 69 | 72 | 282 | T64 | 351.83 |
| | | | | | | Total | \$4,527.08 |

INDIVIDUAL RESULTS

BROWNE, OLIN (69.75)

| Year | 1st | 2nd | 3rd | 4th | Total | Finish | Money |
|------|-----|-----|-----|-----|-------|--------|--------------|
| 1986 | 73 | 71 | | | 144 | CUT | |
| 1992 | 69 | 73 | 77 | 75 | 294 | T9 | \$1,820.00 |
| 1994 | 74 | 67 | 72 | 72 | 285 | T61 | 2,604.00 |
| 1996 | 71 | 69 | 68 | 73 | 281 | T25 | 11,700.00 |
| 1997 | 74 | 72 | | | 146 | CUT | |
| 1998 | 67 | 66 | 66 | 67 | 266 | 1 | 360,000.00 |
| 1999 | 71 | 66 | 69 | 67 | 273 | T26 | 17,375.00 |
| 2000 | 71 | 67 | 66 | 70 | 274 | T32 | 13,626.67 |
| 2001 | 68 | 71 | 67 | 63 | 269 | T7 | 83,921.43 |
| 2002 | 72 | 64 | 70 | 72 | 278 | T39 | 14,416.00 |
| 2003 | 69 | 70 | 74 | 69 | 282 | T58 | 8,800.00 |
| 2004 | 69 | 68 | 71 | 68 | 276 | T27 | 29,820.00 |
| 2005 | 70 | 72 | | | 142 | CUT | |
| 2006 | 67 | 71 | 72 | 68 | 278 | T40 | 17,600.00 |
| 2007 | 67 | 67 | 72 | 70 | 276 | T22 | 54,085.71 |
| 2008 | 68 | 69 | 69 | 70 | 276 | T52 | 13,851.43 |
| 2009 | 70 | 67 | 76 | | 213 | T77 | 10,980.00 |
| | | | | | | Total | \$640,600.24 |

BRUCKNER, GREG (73.00)

| Year | 1st | 2nd | 3rd | 4th | Total | Finish | Money |
|------|-----|-----|-----|-----|-------|--------|-------|
| 1990 | 73 | 68 | | | 141 | CUT | |
| 1991 | 76 | 75 | | | 151 | CUT | |
| | | | | | | Total | |

BRUE, BOB (70.13)

| Year | 1st | 2nd | 3rd | 4th | Total | Finish | Money |
|------|-----|-----|-----|-----|-------|--------|----------|
| 1961 | 69 | 71 | 70 | 73 | 283 | T43 | |
| 1962 | 69 | 67 | 72 | 70 | 278 | T11 | \$975.00 |
| | | | | | | Total | \$975.00 |

BRUNO, BOB (70.63)

| Year | 1st | 2nd | 3rd | 4th | Total | Finish | Money |
|------|-----|-----|-----|-----|-------|--------|----------|
| 1962 | 69 | 71 | 74 | 70 | 284 | T33 | \$190.00 |
| 1964 | 69 | 68 | 72 | 72 | 281 | T32 | 375.00 |
| | | | | | | Total | \$565.00 |

BRUNO, GEORGE (71.25)

| Year | 1st | 2nd | 3rd | 4th | Total | Finish | Money |
|------|-----|-----|-----|-----|-------|--------|-------|
| 1954 | 70 | 73 | 70 | 72 | 285 | T35 | |
| | | | | | | Total | |

BRYANT, BART (70.45)

| Year | 1st | 2nd | 3rd | 4th | Total | Finish | Money |
|------|-----|-----|-----|-----|-------|--------|--------------|
| 1992 | 69 | 71 | 78 | 74 | 292 | T77 | \$1,850.00 |
| 1995 | 73 | 72 | | | 145 | CUT | |
| 1996 | 73 | 70 | 71 | 66 | 280 | T18 | 18,257.15 |
| 2000 | 65 | 70 | 75 | 68 | 278 | T58 | 6,076.00 |
| 2001 | 70 | 69 | 74 | 67 | 280 | T67 | 6,231.00 |
| 2004 | 70 | 69 | 69 | 72 | 280 | T54 | 9,618.00 |
| 2005 | 70 | 69 | 70 | 65 | 274 | T20 | 48,332.00 |
| 2006 | 69 | 72 | | | 141 | CUT | |
| 2012 | 71 | 69 | 74 | | 214 | 88 | 9,840.00 |
| | | | | | | Total | \$100,184.15 |

BRYANT, BRAD (70.40)

| Year | 1st | 2nd | 3rd | 4th | Total | Finish | Money |
|------|-----|-----|-----|-----|-------|--------|-------------|
| 1978 | 71 | 67 | 71 | 68 | 277 | T43 | \$735.00 |
| 1983 | 65 | 70 | 72 | 68 | 275 | T17 | 4,060.00 |
| 1984 | 68 | 79 | | | 147 | CUT | |
| 1988 | 69 | 71 | 71 | 67 | 278 | T36 | 3,013.78 |
| 1989 | 69 | 69 | 69 | 73 | 280 | T54 | 2,270.00 |
| 1990 | 71 | 69 | | | 140 | CUT | |
| 1991 | 75 | 76 | | | 151 | CUT | |
| 1992 | 71 | 68 | 70 | 73 | 282 | T26 | 6,665.00 |
| 1993 | 70 | 72 | 69 | 71 | 282 | T30 | 5,812.50 |
| | | | | | | Total | \$22,556.28 |

BUCIOR, FRANK (73.50)

| Year | 1st | 2nd | 3rd | 4th | Total | Finish | Money |
|------|-----|-----|-----|-----|-------|--------|-------|
| 1952 | 73 | 75 | 71 | 75 | 294 | T50 | |
| | | | | | | Total | |

BUCKLE, ANDREW (69.63)

| Year | 1st | 2nd | 3rd | 4th | Total | Finish | Money |
|------|-----|-----|-----|-----|-------|--------|-------------|
| 2007 | 71 | 70 | 72 | 68 | 281 | T46 | \$15,810.00 |
| 2008 | 68 | 68 | 72 | 68 | 276 | T52 | 13,851.43 |
| | | | | | | Total | \$29,661.43 |

BUHA, JASON (69.00)

| Year | 1st | 2nd | 3rd | 4th | Total | Finish | Money |
|------|-----|-----|-----|-----|-------|--------|-------------|
| 2000 | 69 | 67 | 68 | 68 | 272 | T18 | \$34,080.00 |
| 2003 | 69 | 73 | | | 142 | CUT | |
| | | | | | | Total | \$34,080.00 |

BURGESS, ERNEST (71.25)

| Year | 1st | 2nd | 3rd | 4th | Total | Finish | Money |
|------|-----|-----|-----|-----|-------|--------|-------|
| 1961 | 70 | 66 | 75 | 74 | 285 | T52 | |
| | | | | | | Total | |

BURGOON, BRONSON (73.00)

| Year | 1st | 2nd | 3rd | 4th | Total | Finish | Money |
|------|-----|-----|-----|-----|-------|--------|-------|
| 2016 | 72 | 74 | | | 146 | CUT | |
| | | | | | | Total | |

INDIVIDUAL RESULTS

BURKE, ED (71.25)

| Year | 1st | 2nd | 3rd | 4th | Total | Finish | Money |
|------|-----|-----|-----|-----|-------|--------|----------|
| 1952 | 73 | 69 | 71 | 70 | 283 | T3 | \$360.00 |
| 1953 | 71 | 68 | 70 | 75 | 284 | T35 | |
| 1954 | 71 | 67 | 65 | 73 | 276 | T7 | 600.00 |
| 1955 | 71 | 71 | 74 | 75 | 291 | T42 | |
| 1956 | 71 | 73 | 71 | 71 | 286 | T44 | |
| 1957 | 74 | 68 | 71 | 70 | 283 | T31 | 25.00 |
| 1958 | 70 | 73 | 71 | 72 | 286 | T49 | |
| 1959 | 71 | 71 | 73 | 76 | 291 | T56 | |
| | | | | | | Total | \$985.00 |

BURKE, JR., JACK (69.47)

| Year | 1st | 2nd | 3rd | 4th | Total | Finish | Money |
|------|-----|-----|-----|-----|-------|--------|------------|
| 1952 | 70 | 74 | | | 144 | W/D | |
| 1955 | 68 | 71 | 73 | 68 | 280 | T6 | \$950.00 |
| 1956 | 67 | 71 | 68 | 77 | 283 | T28 | 41.25 |
| 1957 | 71 | 67 | 69 | 68 | 275 | 3 | 1,400.00 |
| 1958 | 63 | 67 | 69 | 69 | 268 | 1 | 3,500.00 |
| 1959 | 69 | 71 | 68 | 68 | 276 | T4 | 1,400.00 |
| 1960 | 68 | 72 | 70 | 72 | 282 | T27 | 146.66 |
| 1962 | 70 | 64 | 70 | 72 | 276 | T9 | 1,150.00 |
| | | | | | | Total | \$8,587.91 |

BURKE, JR., MICHAEL (72.50)

| Year | 1st | 2nd | 3rd | 4th | Total | Finish | Money |
|------|-----|-----|-----|-----|-------|--------|-------|
| 1982 | 73 | 68 | | | 141 | CUT | |
| 1999 | 71 | 78 | | | 149 | CUT | |
| | | | | | | Total | |

BURKE, PATRICK (70.39)

| Year | 1st | 2nd | 3rd | 4th | Total | Finish | Money |
|------|-----|-----|-----|-----|-------|--------|-------------|
| 1990 | 70 | 70 | | | 140 | CUT | |
| 1992 | 68 | 74 | 72 | 74 | 288 | T66 | \$2,040.00 |
| 1993 | 68 | 72 | 72 | 68 | 280 | T20 | 10,833.34 |
| 1996 | 70 | 67 | 72 | 71 | 280 | T18 | 18,257.14 |
| 1997 | 69 | 72 | 69 | 69 | 279 | T40 | 4,790.77 |
| | | | | | | Total | \$35,921.25 |

BURKE, PETE (72.38)

| Year | 1st | 2nd | 3rd | 4th | Total | Finish | Money |
|------|-----|-----|-----|-----|-------|--------|---------|
| 1953 | 75 | 70 | 71 | 67 | 283 | T31 | \$52.50 |
| 1955 | 74 | 73 | 76 | 73 | 296 | T55 | |
| | | | | | | Total | \$52.50 |

BURKEMO, WALTER (72.50)

| Year | 1st | 2nd | 3rd | 4th | Total | Finish | Money |
|------|-----|-----|-----|-----|-------|--------|-------|
| 1954 | 72 | 75 | 71 | 72 | 290 | T57 | |
| | | | | | | Total | |

BURNS, BOB (70.80)

| Year | 1st | 2nd | 3rd | 4th | Total | Finish | Money |
|------|-----|-----|-----|-----|-------|--------|-------------|
| 1994 | 75 | 68 | | | 143 | CUT | |
| 1995 | 79 | 70 | | | 149 | CUT | |
| 1999 | 67 | 69 | 66 | 70 | 272 | T20 | \$27,083.33 |
| 2000 | 68 | 70 | 70 | 68 | 276 | T48 | 7,123.20 |
| 2001 | 76 | 75 | | | 151 | CUT | |
| 2004 | 65 | 70 | 70 | 76 | 281 | T58 | 9,324.00 |
| 2005 | 71 | 73 | | | 144 | CUT | |
| | | | | | | Total | \$43,530.53 |

BURNS, DICK (77.00)

| Year | 1st | 2nd | 3rd | 4th | Total | Finish | Money |
|------|-----|-----|-----|-----|-------|--------|-------|
| 1983 | 75 | 79 | | | 154 | CUT | |
| | | | | | | Total | |

BURNS, GEORGE (71.07)

| Year | 1st | 2nd | 3rd | 4th | Total | Finish | Money |
|------|-----|-----|-----|-----|-------|--------|-------------|
| 1976 | 72 | 67 | 68 | 68 | 275 | T15 | \$3,360.00 |
| 1977 | 65 | 72 | | | 137 | DQ | |
| 1978 | 69 | 67 | 68 | 71 | 275 | T31 | 1,191.00 |
| 1980 | 71 | 70 | | | 141 | CUT | |
| 1982 | 69 | 68 | 66 | 73 | 276 | T54 | 681.00 |
| 1983 | 72 | | | | 72 | W/D | |
| 1984 | 65 | 73 | 68 | 70 | 276 | T5 | 15,200.00 |
| 1985 | 71 | 66 | 70 | 70 | 277 | T26 | 4,620.00 |
| 1987 | 72 | 67 | 69 | 71 | 279 | T29 | 4,550.00 |
| 1988 | 74 | 73 | | | 147 | CUT | |
| 1989 | 75 | | | | 75 | W/D | |
| 1990 | 73 | 70 | | | 143 | CUT | |
| 1991 | 77 | 72 | | | 149 | CUT | |
| 1993 | 78 | 78 | | | 156 | CUT | |
| 1996 | 77 | 78 | | | 155 | CUT | |
| 1998 | 78 | 74 | | | 152 | CUT | |
| | | | | | | Total | \$29,602.00 |

INDIVIDUAL RESULTS

BURROUGHS, CLARK (70.15)

| Year | 1st | 2nd | 3rd | 4th | Total | Finish | Money |
|------|-----|-----|-----|-----|-------|--------|-------------|
| 1988 | 66 | 66 | 74 | 69 | 275 | T19 | \$7,365.55 |
| 1989 | 66 | 67 | 70 | 69 | 272 | T7 | 29,100.00 |
| 1990 | 67 | 72 | 70 | 71 | 280 | T63 | 2,100.00 |
| 1991 | 69 | 70 | 70 | 71 | 280 | T42 | 3,072.00 |
| 1992 | 74 | 78 | | | 152 | CUT | |
| 1995 | 72 | 72 | | | 144 | CUT | |
| | | | | | | Total | \$41,637.55 |

BURT, CHARLES (78.50)

| Year | 1st | 2nd | 3rd | 4th | Total | Finish | Money |
|------|-----|-----|-----|-----|-------|--------|-------|
| 1958 | 75 | 77 | 75 | 87 | 314 | T7 | |
| | | | | | | Total | |

BURTON, BOB (71.50)

| Year | 1st | 2nd | 3rd | 4th | Total | Finish | Money |
|------|-----|-----|-----|-----|-------|--------|-------|
| 1982 | 70 | 73 | | | 143 | CUT | |
| | | | | | | Total | |

BURTON, KEVIN (72.00)

| Year | 1st | 2nd | 3rd | 4th | Total | Finish | Money |
|------|-----|-----|-----|-----|-------|--------|-------|
| 1997 | 73 | 71 | | | 144 | CUT | |
| | | | | | | Total | |

BUSHKA, JOHN (79.50)

| Year | 1st | 2nd | 3rd | 4th | Total | Finish | Money |
|------|-----|-----|-----|-----|-------|--------|-------|
| 2006 | 79 | 80 | | | 159 | CUT | |
| | | | | | | Total | |

BUTTNER, BILL (71.25)

| Year | 1st | 2nd | 3rd | 4th | Total | Finish | Money |
|------|-----|-----|-----|-----|-------|--------|------------|
| 1982 | 70 | 73 | | | 143 | CUT | |
| 1985 | 71 | 71 | | | 142 | T70 | \$1,176.00 |
| 1988 | 74 | 69 | | | 143 | CUT | |
| 1991 | 73 | 69 | | | 142 | CUT | |
| | | | | | | Total | \$1,176.00 |

BYMAN, BOB (71.10)

| Year | 1st | 2nd | 3rd | 4th | Total | Finish | Money |
|------|-----|-----|-----|-----|-------|--------|------------|
| 1979 | 72 | 70 | | | 142 | T69 | \$579.00 |
| 1982 | 70 | 68 | 68 | 66 | 272 | T28 | 1,791.82 |
| 1983 | 74 | 71 | | | 145 | CUT | |
| 1988 | 77 | 75 | | | 152 | CUT | |
| | | | | | | Total | \$2,370.82 |

BYRD, JONATHAN (70.36)

| Year | 1st | 2nd | 3rd | 4th | Total | Finish | Money |
|------|-----|-----|-----|-----|-------|--------|-------------|
| 2002 | 74 | 70 | | | 144 | CUT | |
| 2003 | 67 | 71 | 69 | 69 | 276 | T26 | \$28,400.00 |
| 2004 | 72 | 67 | 70 | 69 | 278 | T44 | 13,053.60 |
| 2005 | 69 | 72 | | | 141 | CUT | |
| 2007 | 73 | 75 | | | 148 | CUT | |
| 2013 | 71 | 74 | | | 145 | CUT | |
| 2014 | 70 | 68 | 69 | 70 | 277 | T57 | 14,591.00 |
| 2015 | 67 | 72 | | | 139 | CUT | |
| | | | | | | Total | \$56,044.60 |

BYRUM, CURT (70.72)

| Year | 1st | 2nd | 3rd | 4th | Total | Finish | Money |
|------|-----|-----|-----|-----|-------|--------|-------------|
| 1983 | 67 | 67 | 72 | 71 | 277 | T30 | \$1,706.67 |
| 1984 | 72 | 73 | 75 | 68 | 288 | T63 | 844.00 |
| 1985 | 75 | 71 | | | 146 | CUT | |
| 1987 | 68 | 71 | 74 | 76 | 289 | 81 | 1,246.00 |
| 1988 | 69 | 70 | 69 | 67 | 275 | T19 | 7,365.56 |
| 1989 | 69 | 69 | 72 | 68 | 278 | T41 | 3,600.00 |
| 1990 | 68 | 68 | 72 | 72 | 280 | T63 | 2,100.00 |
| 1991 | 75 | 69 | | | 144 | CUT | |
| 1994 | 74 | 70 | | | 144 | CUT | |
| 1995 | 71 | 71 | | | 142 | CUT | |
| | | | | | | Total | \$16,862.23 |

BYRUM, TOM (70.02)

| Year | 1st | 2nd | 3rd | 4th | Total | Finish | Money |
|------|-----|-----|-----|-----|-------|--------|--------------|
| 1988 | 70 | 69 | 70 | 66 | 275 | T19 | \$7,365.56 |
| 1989 | 69 | 72 | | | 141 | CUT | |
| 1991 | 72 | 67 | 70 | 69 | 278 | T29 | 5,955.56 |
| 1992 | 70 | 69 | 78 | 69 | 286 | T53 | 2,304.00 |
| 1993 | 71 | 71 | 68 | 75 | 285 | T51 | 2,340.00 |
| 1994 | 69 | 68 | 69 | 72 | 278 | T22 | 12,000.00 |
| 1996 | 69 | 70 | 74 | 74 | 287 | T61 | 3,195.00 |
| 1997 | 66 | 68 | 65 | 69 | 268 | T2 | 112,000.00 |
| 1998 | 69 | 71 | | | 140 | CUT | |
| 1999 | 69 | 69 | 69 | 66 | 273 | T26 | 17,375.00 |
| 2000 | 69 | 71 | | | 140 | CUT | |
| 2001 | 77 | | | | 77 | W/D | |
| 2002 | 76 | 68 | | | 144 | CUT | |
| 2003 | 68 | 73 | | | 141 | CUT | |
| 2004 | 69 | 66 | 67 | 71 | 273 | T9 | 109,200.00 |
| 2005 | 67 | 71 | 73 | 66 | 277 | T36 | 19,815.84 |
| 2007 | 71 | 72 | | | 143 | CUT | |
| | | | | | | Total | \$291,550.96 |

INDIVIDUAL RESULTS

CABRERA, ANGEL (69.13)

| Year | 1st | 2nd | 3rd | 4th | Total | Finish | Money |
|------|-----|-----|-----|-----|-------|--------|--------------|
| 2012 | 74 | 66 | 73 | | 213 | T84 | \$10,140.00 |
| 2013 | 67 | 72 | 71 | 63 | 273 | T9 | 158,600.00 |
| 2014 | 68 | 70 | 65 | 67 | 270 | T11 | 123,114.00 |
| 2015 | 69 | 72 | | | 141 | CUT | |
| 2016 | 70 | 70 | | | 140 | CUT | |
| | | | | | | Total | \$291,854.00 |

CADLE, GEORGE (69.50)

| Year | 1st | 2nd | 3rd | 4th | Total | Finish | Money |
|------|-----|-----|-----|-----|-------|--------|-------------|
| 1975 | 73 | 68 | 72 | 72 | 285 | T62 | \$350.00 |
| 1979 | 62 | 73 | 66 | 69 | 270 | T3 | 17,400.00 |
| 1980 | 65 | 69 | 68 | 72 | 274 | T17 | 4,060.00 |
| 1981 | 67 | 68 | 65 | 70 | 270 | T15 | 4,357.50 |
| 1982 | 66 | 73 | 68 | 74 | 281 | T70 | 588.00 |
| 1983 | 71 | 68 | 71 | 70 | 280 | T53 | 698.00 |
| 1984 | 71 | 76 | | | 147 | CUT | |
| | | | | | | Total | \$27,453.50 |

CAIN, STEVE (70.25)

| Year | 1st | 2nd | 3rd | 4th | Total | Finish | Money |
|------|-----|-----|-----|-----|-------|--------|----------|
| 1973 | 70 | 68 | 70 | 73 | 281 | 68 | \$320.00 |
| | | | | | | Total | \$320.00 |

CALCAVECCHIA, MARK (69.16)

| Year | 1st | 2nd | 3rd | 4th | Total | Finish | Money |
|------|-----|-----|-----|-----|-------|--------|--------------|
| 1981 | 67 | 74 | | | 141 | CUT | |
| 1982 | 64 | 68 | 65 | 74 | 271 | T22 | \$2,785.00 |
| 1983 | 73 | 73 | | | 146 | CUT | |
| 1984 | 74 | 74 | | | 148 | CUT | |
| 1986 | 70 | 69 | 70 | 66 | 275 | T12 | 13,300.00 |
| 1987 | 68 | 71 | 68 | 79 | 286 | T65 | 1,435.00 |
| 1988 | 67 | 66 | 67 | 70 | 270 | T4 | 30,800.00 |
| 1989 | 67 | 68 | 67 | 69 | 271 | T4 | 41,333.33 |
| 1990 | 67 | 67 | 68 | 67 | 269 | T2 | 66,000.00 |
| 1991 | 65 | 71 | 73 | 71 | 280 | T42 | 3,072.00 |
| 1992 | 67 | 71 | 71 | 73 | 282 | T26 | 6,665.00 |
| 1993 | 67 | 71 | 70 | 74 | 282 | T30 | 5,812.50 |
| 1994 | 68 | 74 | | | 142 | CUT | |
| 1995 | 77 | 68 | | | 145 | CUT | |
| 1996 | 71 | 67 | 68 | 69 | 275 | T3 | 78,000.00 |
| 1997 | 69 | 69 | 67 | 66 | 271 | 5 | 60,000.00 |
| 1998 | 70 | 69 | 64 | 69 | 272 | T16 | 31,000.00 |
| 1999 | 67 | 67 | 68 | 64 | 266 | T3 | 130,000.00 |
| 2000 | 65 | 64 | 64 | 68 | 261 | 2 | 302,400.00 |
| 2001 | 68 | 68 | 71 | 66 | 273 | T29 | 19,286.43 |
| 2002 | 68 | 70 | 68 | 69 | 275 | T20 | 41,714.29 |
| 2003 | 70 | 69 | 71 | 71 | 281 | T52 | 9,280.00 |
| 2004 | 77 | 67 | | | 144 | CUT | |
| 2005 | 70 | 69 | 72 | 67 | 278 | T42 | 13,502.00 |
| 2007 | 71 | 70 | 71 | 70 | 282 | T54 | 13,560.00 |
| | | | | | | Total | \$869,945.55 |

CALDWELL, REX (68.93)

| Year | 1st | 2nd | 3rd | 4th | Total | Finish | Money |
|------|-----|-----|-----|-----|-------|--------|-------------|
| 1976 | 71 | 68 | 69 | 72 | 280 | T33 | \$1,063.12 |
| 1978 | 66 | 66 | 70 | 68 | 270 | T5 | 8,085.00 |
| 1980 | 69 | 67 | 68 | 71 | 275 | T23 | 2,528.57 |
| 1981 | 66 | 69 | 69 | 69 | 273 | T37 | 1,200.00 |
| 1982 | 66 | 66 | 68 | 72 | 272 | T28 | 1,791.81 |
| 1983 | 66 | 68 | 70 | 69 | 273 | T9 | 7,800.00 |
| 1986 | 72 | 73 | | | 145 | CUT | |
| 1989 | 69 | 73 | | | 142 | CUT | |
| | | | | | | Total | \$22,468.50 |

CALFEE, BILL (69.39)

| Year | 1st | 2nd | 3rd | 4th | Total | Finish | Money |
|------|-----|-----|-----|-----|-------|--------|-------------|
| 1978 | 70 | 68 | 70 | 71 | 279 | T53 | \$467.33 |
| 1980 | 68 | 74 | | | 142 | CUT | |
| 1981 | 70 | 67 | 70 | 70 | 277 | T64 | 630.00 |
| 1982 | 71 | 68 | 66 | 67 | 272 | T28 | 1,791.82 |
| 1984 | 73 | 70 | 68 | 68 | 279 | T11 | 8,480.00 |
| | | | | | | Total | \$11,369.15 |

CALVIN, ROGER (72.33)

| Year | 1st | 2nd | 3rd | 4th | Total | Finish | Money |
|------|-----|-----|-----|-----|-------|--------|-------|
| 1980 | 72 | 70 | | | 142 | CUT | |
| 1981 | 75 | | | | 75 | W/D | |
| | | | | | | Total | |

INDIVIDUAL RESULTS

CAMPBELL, CHAD (68.82)

| Year | 1st | 2nd | 3rd | 4th | Total | Finish | Money |
|------|-----|-----|-----|-----|-------|--------|-------------|
| 2007 | 69 | 70 | 70 | 66 | 275 | T15 | \$90,000.00 |
| 2008 | 67 | 70 | 62 | 72 | 271 | T27 | 40,800.00 |
| 2009 | 67 | 69 | 69 | 71 | 276 | T59 | 13,140.00 |
| 2010 | 67 | 70 | 65 | 66 | 268 | T5 | 210,750.00 |
| 2011 | 71 | 69 | | | 140 | CUT | |
| 2012 | 72 | 71 | | | 143 | CUT | |
| 2013 | 70 | 69 | 70 | 74 | 283 | T70 | 12,261.00 |
| 2014 | 64 | 70 | 67 | 68 | 269 | T7 | 186,775.00 |
| 2015 | 68 | 70 | 69 | 66 | 273 | T25 | 41,234.28 |
| 2016 | 68 | 74 | | | 142 | CUT | |

Total \$594,960.28

CAMPBELL, DOUG (71.75)

| Year | 1st | 2nd | 3rd | 4th | Total | Finish | Money |
|------|-----|-----|-----|-----|-------|--------|-------|
| 1980 | 74 | 73 | | | 147 | CUT | |
| 1982 | 70 | 70 | | | 140 | CUT | |

Total

CAMPBELL, JOE (70.08)

| Year | 1st | 2nd | 3rd | 4th | Total | Finish | Money |
|------|-----|-----|-----|-----|-------|--------|------------|
| 1961 | 66 | 67 | 66 | 73 | 272 | 3 | \$2,000.00 |
| 1963 | 73 | 70 | 71 | 73 | 287 | T33 | 182.22 |
| 1965 | 68 | 69 | 71 | 74 | 282 | T37 | 350.00 |

Total \$2,532.22

CANIPE, DAVID (70.11)

| Year | 1st | 2nd | 3rd | 4th | Total | Finish | Money |
|------|-----|-----|-----|-----|-------|--------|------------|
| 1987 | 70 | 69 | 68 | 71 | 278 | T24 | \$5,810.00 |
| 1988 | 72 | 71 | | | 143 | CUT | |
| 1989 | 68 | 70 | 69 | 73 | 280 | T54 | 2,270.00 |
| 1990 | 67 | 68 | 72 | 64 | 271 | T10 | 25,000.00 |
| 1991 | 74 | 68 | | | 142 | CUT | |
| 1992 | 74 | 74 | | | 148 | W/D | |

Total \$33,080.00

CANONICA, EMANUELE (70.50)

| Year | 1st | 2nd | 3rd | 4th | Total | Finish | Money |
|------|-----|-----|-----|-----|-------|--------|------------|
| 2001 | 71 | 68 | 71 | 72 | 282 | T75 | \$5,859.00 |

Total \$5,859.00

CANTLAY, PATRICK (69.00)

| Year | 1st | 2nd | 3rd | 4th | Total | Finish | Money |
|------|-----|-----|-----|-----|-------|--------|-------|
| 2011 | 67 | 60 | 72 | 70 | 269 | T24 | |
| 2012 | 75 | 67 | | | 142 | CUT | |
| 2014 | 71 | 70 | | | 141 | CUT | |

Total

CAPOBIANCO, BOB (74.00)

| Year | 1st | 2nd | 3rd | 4th | Total | Finish | Money |
|------|-----|-----|-----|-----|-------|--------|-------|
| 1991 | 73 | 75 | | | 148 | CUT | |

Total

CAPONE, MIKE (78.50)

| Year | 1st | 2nd | 3rd | 4th | Total | Finish | Money |
|------|-----|-----|-----|-----|-------|--------|-------|
| 2009 | 79 | 78 | | | 157 | CUT | |

Total \$0.00

CAPORALE, MIKE (73.00)

| Year | 1st | 2nd | 3rd | 4th | Total | Finish | Money |
|------|-----|-----|-----|-----|-------|--------|-------|
| 1983 | 74 | 72 | | | 146 | CUT | |

Total

CAPPS, BILLY (71.75)

| Year | 1st | 2nd | 3rd | 4th | Total | Finish | Money |
|------|-----|-----|-----|-----|-------|--------|-------|
| 1953 | 74 | 71 | 72 | 70 | 287 | T43 | |

Total

CARBALLO, MIGUEL ANGEL (68.91)

| Year | 1st | 2nd | 3rd | 4th | Total | Finish | Money |
|------|-----|-----|-----|-----|-------|--------|-------------|
| 2012 | 71 | 69 | 70 | | 210 | T71 | \$11,640.00 |
| 2014 | 68 | 68 | 72 | 63 | 271 | T18 | 78,120.00 |
| 2016 | 73 | 66 | 71 | 67 | 277 | T56 | 14,718.00 |

Total \$104,478.00

CARBONE, MICHAEL (72.00)

| Year | 1st | 2nd | 3rd | 4th | Total | Finish | Money |
|------|-----|-----|-----|-----|-------|--------|-------|
| 2012 | 73 | 71 | | | 144 | CUT | |

Total

CARMICHAEL, SAM (69.50)

| Year | 1st | 2nd | 3rd | 4th | Total | Finish | Money |
|------|-----|-----|-----|-----|-------|--------|------------|
| 1964 | 67 | 68 | 68 | 71 | 274 | T2 | \$3,400.00 |
| 1965 | 72 | 72 | 70 | 68 | 282 | T37 | 350.00 |

Total \$3,750.00

CARNEVALE, MARK (70.93)

| Year | 1st | 2nd | 3rd | 4th | Total | Finish | Money |
|------|-----|-----|-----|-----|-------|--------|------------|
| 1992 | 71 | 69 | 70 | 72 | 282 | T26 | \$6,665.00 |
| 1995 | 68 | 73 | 68 | 73 | 282 | T59 | 2,592.00 |
| 1996 | 78 | 74 | | | 152 | CUT | |
| 1998 | 69 | 70 | 67 | 71 | 277 | T47 | 5,022.22 |

Total \$14,279.22

INDIVIDUAL RESULTS

CARON, JASON (70.40)

| Year | 1st | 2nd | 3rd | 4th | Total | Finish | Money |
|------|-----|-----|-----|-----|-------|--------|-------------|
| 2000 | 65 | 69 | 70 | 72 | 276 | T48 | \$7,123.20 |
| 2003 | 69 | 70 | 70 | 77 | 286 | T73 | 7,680.00 |
| 2010 | 73 | 69 | | | 142 | CUT | |
| | | | | | | Total | \$14,803.20 |

CARR, JOE (71.19)

| Year | 1st | 2nd | 3rd | 4th | Total | Finish | Money |
|------|-----|-----|-----|-----|-------|--------|------------|
| 1963 | 76 | 69 | 76 | 72 | 293 | T65 | |
| 1969 | 70 | 69 | 74 | 72 | 285 | T62 | \$160.00 |
| 1970 | 67 | 68 | 73 | 74 | 282 | T51 | 173.92 |
| 1972 | 65 | 70 | 70 | 74 | 279 | T26 | 906.50 |
| | | | | | | Total | \$1,240.42 |

CARTER, JIM (70.39)

| Year | 1st | 2nd | 3rd | 4th | Total | Finish | Money |
|------|-----|-----|-----|-----|-------|--------|--------------|
| 1987 | 71 | 70 | 64 | 73 | 278 | T24 | \$5,810.00 |
| 1988 | 70 | 77 | | | 147 | CUT | |
| 1989 | 66 | 68 | 71 | 66 | 271 | T4 | 41,333.34 |
| 1990 | 68 | 72 | | | 140 | CUT | |
| 1995 | 74 | 71 | | | 145 | CUT | |
| 1996 | 75 | 74 | | | 149 | CUT | |
| 1997 | 82 | 69 | | | 151 | CUT | |
| 1998 | 68 | 71 | 67 | 67 | 273 | T20 | 22,480.00 |
| 1999 | 71 | 71 | | | 142 | CUT | |
| 2001 | 68 | 68 | 71 | 67 | 274 | T36 | 13,659.38 |
| 2002 | 67 | 69 | 66 | 68 | 270 | T5 | 152,000.00 |
| 2003 | 74 | 75 | | | 149 | CUT | |
| 2004 | 70 | 75 | | | 145 | CUT | |
| 2005 | 72 | 69 | | | 141 | CUT | |
| | | | | | | Total | \$235,282.72 |

CARTER, TOM (72.00)

| Year | 1st | 2nd | 3rd | 4th | Total | Finish | Money |
|------|-----|-----|-----|-----|-------|--------|-------|
| 2004 | 68 | 76 | | | 144 | CUT | |
| | | | | | | Total | |

CASEY, PAUL (67.00)

| Year | 1st | 2nd | 3rd | 4th | Total | Finish | Money |
|------|-----|-----|-----|-----|-------|--------|--------------|
| 2015 | 67 | 68 | 64 | 65 | 264 | 2 | \$691,200.00 |
| 2016 | 68 | 67 | 66 | 71 | 272 | T17 | 83,490.00 |
| | | | | | | Total | \$774,690.00 |

CASPER, BILLY (68.46)

| Year | 1st | 2nd | 3rd | 4th | Total | Finish | Money |
|------|-----|-----|-----|-----|-------|--------|--------------|
| 1955 | 70 | 68 | 77 | 69 | 284 | T15 | \$338.34 |
| 1956 | 69 | 70 | 72 | 68 | 279 | T15 | 367.50 |
| 1957 | 69 | 67 | 71 | 70 | 277 | T7 | 875.00 |
| 1958 | 68 | 68 | 69 | 69 | 274 | T8 | 900.00 |
| 1963 | 67 | 68 | 71 | 65 | 271 | 1 | 6,400.00 |
| 1964 | 69 | 69 | 71 | 67 | 276 | T8 | 1,750.00 |
| 1965 | 70 | 72 | 66 | 66 | 274 | 1 | 11,000.00 |
| 1966 | 69 | 69 | 64 | 67 | 269 | T3 | 6,250.00 |
| 1968 | 68 | 65 | 67 | 66 | 266 | 1 | 20,000.00 |
| 1969 | 70 | 68 | 70 | 70 | 278 | T27 | 725.00 |
| 1973 | 67 | 65 | 68 | 64 | 264 | 1 | 40,000.00 |
| 1974 | 71 | 68 | 68 | 68 | 275 | T5 | 6,350.00 |
| 1976 | 67 | 68 | 71 | 67 | 273 | T9 | 5,250.00 |
| | | | | | | Total | \$100,205.84 |

CASSIA, JIM (71.50)

| Year | 1st | 2nd | 3rd | 4th | Total | Finish | Money |
|------|-----|-----|-----|-----|-------|--------|----------|
| 1963 | 75 | 65 | 74 | 72 | 286 | T26 | \$365.00 |
| | | | | | | Total | \$365.00 |

CASTRO, ROBERTO (70.50)

| Year | 1st | 2nd | 3rd | 4th | Total | Finish | Money |
|------|-----|-----|-----|-----|-------|--------|-------------|
| 2012 | 67 | 70 | 71 | 68 | 276 | T47 | \$14,584.62 |
| 2013 | 73 | 73 | | | 146 | CUT | |
| 2015 | 73 | 69 | | | 142 | CUT | |
| | | | | | | Total | \$14,584.62 |

CATALIOTO, MARTIN (73.00)

| Year | 1st | 2nd | 3rd | 4th | Total | Finish | Money |
|------|-----|-----|-----|-----|-------|--------|-------|
| 2009 | 76 | 70 | | | 146 | CUT | |
| | | | | | | Total | |

CATROPA, ERNEST (72.50)

| Year | 1st | 2nd | 3rd | 4th | Total | Finish | Money |
|------|-----|-----|-----|-----|-------|--------|-------|
| 1952 | 71 | 75 | 74 | 69 | 289 | T37 | |
| 1953 | 75 | 72 | 71 | 73 | 291 | T48 | |
| | | | | | | Total | |

CAULEY, BUD (69.13)

| Year | 1st | 2nd | 3rd | 4th | Total | Finish | Money |
|------|-----|-----|-----|-----|-------|--------|--------------|
| 2011 | 68 | 67 | 69 | 65 | 269 | T24 | \$46,425.00 |
| 2012 | 72 | 72 | | | 144 | CUT | |
| 2013 | 73 | 68 | | | 141 | CUT | |
| 2014 | 63 | 70 | 68 | 69 | 270 | T11 | 123,114.00 |
| 2016 | 68 | 71 | 69 | 74 | 282 | T70 | 13,068.00 |
| | | | | | | Total | \$182,607.00 |

INDIVIDUAL RESULTS

CAVANAUGH, GIL (73.08)

| Year | 1st | 2nd | 3rd | 4th | Total | Finish | Money |
|------|-----|-----|-----|-----|-------|--------|----------|
| 1954 | 77 | 70 | 73 | 72 | 292 | 63 | |
| 1957 | 73 | 76 | 73 | 76 | 298 | T68 | |
| 1963 | 75 | 68 | 75 | 69 | 287 | T33 | \$182.23 |
| | | | | | | Total | \$182.23 |

CEJKA, ALEX (70.29)

| Year | 1st | 2nd | 3rd | 4th | Total | Finish | Money |
|------|-----|-----|-----|-----|-------|--------|--------------|
| 2006 | 70 | 70 | 69 | 72 | 281 | T53 | \$10,090.67 |
| 2007 | 68 | 71 | 77 | 70 | 286 | 71 | 11,880.00 |
| 2015 | 73 | 73 | | | 146 | CUT | |
| 2016 | 68 | 69 | 69 | 65 | 271 | T11 | 135,300.00 |
| | | | | | | Total | \$157,270.67 |

CERDA, ANTONIO (70.83)

| Year | 1st | 2nd | 3rd | 4th | Total | Finish | Money |
|------|-----|-----|-----|-----|-------|--------|------------|
| 1976 | 73 | 67 | 72 | 77 | 289 | 72 | |
| 1979 | 72 | 68 | 70 | 75 | 285 | T64 | \$627.00 |
| 1980 | 69 | 66 | 66 | 73 | 274 | T17 | 4,060.00 |
| 1981 | 75 | 68 | | | 143 | CUT | |
| 1982 | 72 | 68 | | | 140 | CUT | |
| 1983 | 69 | 68 | 76 | 72 | 285 | T63 | 633.00 |
| 1986 | 68 | 73 | 69 | 70 | 280 | T43 | 2,045.40 |
| 1987 | 73 | 75 | | | 148 | CUT | |
| 1988 | 67 | 73 | 70 | 71 | 281 | T56 | 1,575.00 |
| | | | | | | Total | \$8,940.40 |

CERRUDO, RON (70.40)

| Year | 1st | 2nd | 3rd | 4th | Total | Finish | Money |
|------|-----|-----|-----|-----|-------|--------|------------|
| 1968 | 67 | 72 | 72 | 69 | 280 | T24 | \$816.67 |
| 1969 | 72 | 71 | 71 | 71 | 285 | T62 | 160.00 |
| 1971 | 67 | 70 | 71 | 69 | 277 | T25 | 830.50 |
| 1972 | 72 | 69 | 71 | 70 | 282 | T41 | 433.34 |
| 1975 | 71 | 71 | 67 | 75 | 284 | T59 | 400.00 |
| | | | | | | Total | \$2,640.51 |

CESARIO, GREG (76.50)

| Year | 1st | 2nd | 3rd | 4th | Total | Finish | Money |
|------|-----|-----|-----|-----|-------|--------|-------|
| 1993 | 74 | 79 | | | 153 | CUT | |
| | | | | | | Total | |

CHAFFEE, JON (72.57)

| Year | 1st | 2nd | 3rd | 4th | Total | Finish | Money |
|------|-----|-----|-----|-----|-------|--------|------------|
| 1980 | 69 | 67 | 67 | 76 | 279 | T46 | \$790.50 |
| 1983 | 76 | 70 | | | 146 | CUT | |
| 1984 | 68 | 75 | 71 | 72 | 286 | T45 | 1,083.56 |
| 1992 | 81 | 70 | | | 151 | CUT | |
| 1995 | 75 | 79 | | | 154 | CUT | |
| | | | | | | Total | \$1,874.06 |

CHAIN, TOM (71.83)

| Year | 1st | 2nd | 3rd | 4th | Total | Finish | Money |
|------|-----|-----|-----|-----|-------|--------|----------|
| 1981 | 72 | 76 | | | 148 | CUT | |
| 1982 | 66 | 71 | 75 | 71 | 283 | T76 | \$558.00 |
| | | | | | | Total | \$558.00 |

CHALMERS, GREG (70.39)

| Year | 1st | 2nd | 3rd | 4th | Total | Finish | Money |
|------|-----|-----|-----|-----|-------|--------|--------------|
| 1999 | 73 | 71 | | | 144 | CUT | |
| 2000 | 67 | 70 | 72 | 69 | 278 | T58 | \$6,076.00 |
| 2001 | 72 | 73 | | | 145 | CUT | |
| 2003 | 70 | 72 | | | 142 | CUT | |
| 2004 | 72 | 77 | | | 149 | CUT | |
| 2006 | 70 | 72 | | | 142 | CUT | |
| 2009 | 64 | 71 | 68 | 66 | 269 | T19 | 75,300.00 |
| 2010 | 66 | 66 | 73 | 74 | 279 | T64 | 12,540.00 |
| 2011 | 73 | 67 | | | 140 | CUT | |
| 2012 | 67 | 69 | 69 | 70 | 275 | T37 | 24,000.00 |
| 2013 | 72 | 71 | | | 143 | CUT | |
| 2014 | 73 | 68 | | | 141 | CUT | |
| 2015 | 70 | 72 | | | 142 | CUT | |
| 2016 | 69 | 69 | 72 | 66 | 276 | T47 | 16,573.34 |
| | | | | | | Total | \$134,489.34 |

CHAMBLEE, BRANDEL (70.65)

| Year | 1st | 2nd | 3rd | 4th | Total | Finish | Money |
|------|-----|-----|-----|-----|-------|--------|--------------|
| 1988 | 71 | 74 | | | 145 | CUT | |
| 1991 | 72 | 72 | | | 144 | CUT | |
| 1992 | 71 | 72 | | | 143 | CUT | |
| 1993 | 71 | 74 | | | 145 | CUT | |
| 1994 | 71 | 68 | 66 | 74 | 279 | T26 | \$8,520.00 |
| 1995 | 82 | | | | 82 | W/D | |
| 1996 | 72 | 68 | 67 | 72 | 279 | T12 | 28,500.00 |
| 1997 | 68 | 65 | 69 | 66 | 268 | T2 | 112,000.00 |
| 1998 | 70 | 70 | | | 140 | CUT | |
| | | | | | | Total | \$149,020.00 |

CHANCEY, JIM (71.13)

| Year | 1st | 2nd | 3rd | 4th | Total | Finish | Money |
|------|-----|-----|-----|-----|-------|--------|----------|
| 1978 | 71 | 68 | 71 | 72 | 282 | T67 | \$330.75 |
| 1980 | 71 | 72 | | | 143 | CUT | |
| 1981 | 72 | 72 | | | 144 | CUT | |
| | | | | | | Total | \$330.75 |

INDIVIDUAL RESULTS

CHAPPELL, KEVIN (70.33)

| Year | 1st | 2nd | 3rd | 4th | Total | Finish | Money |
|------|-----|-----|-----|-----|-------|--------|-------|
| 2011 | 67 | 70 | | | 137 | CUT | |
| 2014 | 66 | 75 | | | 141 | CUT | |
| 2016 | 73 | 71 | | | 144 | CUT | |
| | | | | | | Total | |

CHARLES, BOB (69.63)

| Year | 1st | 2nd | 3rd | 4th | Total | Finish | Money |
|------|-----|-----|-----|-----|-------|--------|------------|
| 1967 | 71 | 68 | 73 | 68 | 280 | T28 | \$737.50 |
| 1969 | 68 | 70 | 69 | 70 | 277 | T20 | 964.29 |
| | | | | | | Total | \$1,701.79 |

CHEESMAN, BARRY (71.79)

| Year | 1st | 2nd | 3rd | 4th | Total | Finish | Money |
|------|-----|-----|-----|-----|-------|--------|------------|
| 1988 | 69 | 72 | | | 141 | CUT | |
| 1991 | 69 | 75 | | | 144 | CUT | |
| 1993 | 71 | 72 | 72 | 74 | 289 | T68 | \$2,000.00 |
| 1998 | 72 | 69 | | | 141 | CUT | |
| 1999 | 70 | 78 | | | 148 | CUT | |
| 2000 | 71 | 71 | | | 142 | CUT | |
| | | | | | | Total | \$2,000.00 |

CHEN, T.C. (72.38)

| Year | 1st | 2nd | 3rd | 4th | Total | Finish | Money |
|------|-----|-----|-----|-----|-------|--------|------------|
| 1984 | 73 | 72 | 74 | 74 | 293 | T76 | \$748.00 |
| 1985 | 69 | 69 | 72 | 72 | 282 | T50 | 1,461.00 |
| 1986 | 75 | 69 | | | 144 | CUT | |
| 1987 | 69 | 76 | | | 145 | CUT | |
| 1989 | 69 | 70 | 76 | 79 | 294 | 75 | 1,900.00 |
| | | | | | | Total | \$4,109.00 |

CHEN, T.M. (72.50)

| Year | 1st | 2nd | 3rd | 4th | Total | Finish | Money |
|------|-----|-----|-----|-----|-------|--------|-------|
| 1986 | 73 | 72 | | | 145 | CUT | |
| | | | | | | Total | |

CHIZINSKI, LEO (75.75)

| Year | 1st | 2nd | 3rd | 4th | Total | Finish | Money |
|------|-----|-----|-----|-----|-------|--------|-------|
| 1952 | 76 | 73 | 79 | 75 | 303 | 64 | |
| | | | | | | Total | |

CHOI, K.J. (69.26)

| Year | 1st | 2nd | 3rd | 4th | Total | Finish | Money |
|------|-----|-----|-----|-----|-------|--------|--------------|
| 2000 | 69 | 70 | 71 | 71 | 281 | T76 | \$5,208.00 |
| 2001 | 69 | 76 | | | 145 | CUT | |
| 2003 | 66 | 72 | 65 | 71 | 274 | T18 | 56,000.00 |
| 2006 | 71 | 68 | 69 | 71 | 279 | T44 | 14,080.00 |
| 2013 | 70 | 68 | 70 | 70 | 278 | T43 | 19,626.75 |
| 2014 | 69 | 68 | 64 | 64 | 265 | T2 | 545,600.00 |
| | | | | | | Total | \$640,514.75 |

CHOPRA, DANIEL (71.66)

| Year | 1st | 2nd | 3rd | 4th | Total | Finish | Money |
|------|-----|-----|-----|-----|-------|--------|-------------|
| 2004 | 71 | 68 | 65 | 73 | 277 | T32 | \$20,440.00 |
| 2005 | 72 | 75 | | | 147 | CUT | |
| 2007 | 69 | | | | 69 | W/D | |
| 2009 | 68 | 72 | | | 140 | CUT | |
| 2010 | 69 | 76 | | | 145 | CUT | |
| 2012 | 78 | 71 | | | 149 | CUT | |
| 2014 | 73 | 75 | | | 148 | CUT | |
| | | | | | | Total | \$20,440.00 |

CHRISTIAN, GARY (68.50)

| Year | 1st | 2nd | 3rd | 4th | Total | Finish | Money |
|------|-----|-----|-----|-----|-------|--------|--------------|
| 2012 | 66 | 68 | 72 | 66 | 272 | T18 | \$75,600.00 |
| 2013 | 71 | 69 | 70 | 66 | 276 | T24 | 49,410.00 |
| | | | | | | Total | \$125,010.00 |

CHRISTIE, MICHAEL (71.88)

| Year | 1st | 2nd | 3rd | 4th | Total | Finish | Money |
|------|-----|-----|-----|-----|-------|--------|-------------|
| 1997 | 70 | 69 | 68 | 69 | 276 | T21 | \$14,081.25 |
| 1998 | 71 | 77 | | | 148 | CUT | |
| 2000 | 76 | 75 | | | 151 | CUT | |
| | | | | | | Total | \$14,081.25 |

CICHON, WALTER (72.83)

| Year | 1st | 2nd | 3rd | 4th | Total | Finish | Money |
|------|-----|-----|-----|-----|-------|--------|-------|
| 1952 | 72 | 75 | 74 | 73 | 294 | T50 | |
| 1955 | 72 | 74 | 80 | 73 | 299 | T62 | |
| 1956 | 68 | 73 | 77 | 69 | 287 | T48 | |
| 1957 | 74 | 74 | 72 | 69 | 289 | T40 | |
| 1959 | 75 | 72 | 72 | 72 | 291 | T56 | |
| 1965 | 69 | 74 | 72 | 73 | 288 | T69 | |
| | | | | | | Total | |

INDIVIDUAL RESULTS

CINK, STEWART (68.60)

| Year | 1st | 2nd | 3rd | 4th | Total | Finish | Money |
|------|-----|-----|-----|-----|-------|--------|----------------|
| 1995 | 71 | 67 | 67 | 69 | 274 | T18 | \$15,120.00 |
| 1997 | 69 | 67 | 65 | 66 | 267 | 1 | 270,000.00 |
| 1998 | 67 | 65 | 67 | 67 | 266 | T2 | 176,000.00 |
| 1999 | 64 | 68 | 68 | 68 | 268 | T8 | 72,500.00 |
| 2000 | 68 | 69 | 66 | 68 | 271 | T14 | 49,000.00 |
| 2001 | 68 | 76 | | | 144 | CUT | |
| 2002 | 69 | 72 | 67 | 69 | 277 | T33 | 21,133.33 |
| 2003 | 72 | 67 | 71 | 65 | 275 | T21 | 41,600.00 |
| 2006 | 69 | 65 | 72 | 67 | 273 | T5 | 154,550.00 |
| 2007 | 68 | 70 | 75 | 76 | 289 | T75 | 11,340.00 |
| 2008 | 66 | 64 | 65 | 67 | 262 | 1 | 1,080,000.00 |
| 2009 | 71 | 71 | | | 142 | CUT | |
| 2010 | 70 | 65 | 68 | 72 | 275 | T47 | 16,140.00 |
| 2013 | 67 | 73 | 74 | | 214 | T81 | 10,919.00 |
| 2015 | 69 | 70 | | | 139 | CUT | |
| | | | | | | Total | \$1,918,302.33 |

CLAAR, BRIAN (70.33)

| Year | 1st | 2nd | 3rd | 4th | Total | Finish | Money |
|------|-----|-----|-----|-----|-------|--------|-------------|
| 1986 | 69 | 72 | 68 | 69 | 278 | T29 | \$4,355.14 |
| 1987 | 69 | 69 | 69 | 76 | 283 | T50 | 1,653.75 |
| 1988 | 70 | 73 | | | 143 | CUT | |
| 1990 | 66 | 69 | 67 | 70 | 272 | T13 | 16,625.00 |
| 1991 | 70 | 71 | 74 | 72 | 287 | T1 | 1,980.00 |
| 1992 | 68 | 70 | 71 | 71 | 280 | T15 | 14,525.00 |
| 1993 | 71 | 69 | 74 | 69 | 283 | T38 | 3,800.00 |
| 1994 | 71 | 75 | | | 146 | CUT | |
| 1995 | 70 | 71 | 65 | 71 | 277 | T33 | 6,480.00 |
| 1996 | 71 | 71 | 70 | 72 | 284 | T45 | 4,515.00 |
| 1997 | 68 | 72 | 69 | 68 | 277 | T29 | 9,537.50 |
| 1998 | 73 | 71 | | | 144 | CUT | |
| | | | | | | Total | \$63,471.39 |

CLAMPETT, BOBBY (70.09)

| Year | 1st | 2nd | 3rd | 4th | Total | Finish | Money |
|------|-----|-----|-----|-----|-------|--------|-------------|
| 1980 | 67 | 67 | 71 | 71 | 276 | T30 | \$1,863.00 |
| 1981 | 67 | 65 | 69 | 64 | 265 | T2 | 22,400.00 |
| 1984 | 69 | 71 | 67 | 73 | 280 | T16 | 6,200.00 |
| 1985 | 73 | 69 | | | 142 | T70 | 1,176.00 |
| 1986 | 72 | 71 | | | 143 | CUT | |
| 1987 | 70 | 72 | 71 | 72 | 285 | 64 | 1,484.00 |
| 1988 | 72 | 71 | | | 143 | CUT | |
| 1990 | 68 | 71 | 68 | 71 | 278 | T53 | 2,304.00 |
| 1991 | 72 | 70 | | | 142 | CUT | |
| 1992 | 71 | 69 | 74 | 70 | 284 | T42 | 3,600.00 |
| 1993 | 71 | 74 | | | 145 | CUT | |
| | | | | | | Total | \$39,027.00 |

CLARK, JIMMY (72.13)

| Year | 1st | 2nd | 3rd | 4th | Total | Finish | Money |
|------|-----|-----|-----|-----|-------|--------|----------|
| 1952 | 70 | 74 | 72 | 68 | 284 | T14 | \$264.00 |
| 1953 | 69 | 71 | 74 | 72 | 286 | T41 | |
| 1954 | 78 | 69 | 68 | 73 | 288 | T46 | |
| 1955 | 73 | 73 | 78 | 72 | 296 | T55 | |
| | | | | | | Total | \$264.00 |

CLARK II, MICHAEL (70.17)

| Year | 1st | 2nd | 3rd | 4th | Total | Finish | Money |
|------|-----|-----|-----|-----|-------|--------|-------------|
| 2000 | 72 | 72 | | | 144 | CUT | |
| 2001 | 69 | 69 | 69 | 71 | 278 | T55 | \$6,975.00 |
| 2002 | 69 | 72 | 67 | 70 | 278 | T39 | 14,416.00 |
| 2003 | 76 | 66 | | | 142 | CUT | |
| | | | | | | Total | \$21,391.00 |

CLARK, TIM (70.56)

| Year | 1st | 2nd | 3rd | 4th | Total | Finish | Money |
|------|-----|-----|-----|-----|-------|--------|--------------|
| 2002 | 75 | 72 | | | 147 | CUT | |
| 2004 | 69 | 74 | | | 143 | CUT | |
| 2005 | 70 | 73 | | | 143 | CUT | |
| 2012 | 66 | 69 | 66 | 67 | 268 | T4 | \$236,250.00 |
| 2013 | 73 | 67 | 66 | 74 | 280 | T58 | 13,542.00 |
| 2014 | 73 | 72 | | | 145 | CUT | |
| 2015 | 70 | 74 | | | 144 | CUT | |
| | | | | | | Total | \$249,792.00 |

CLARKE, DARREN (70.33)

| Year | 1st | 2nd | 3rd | 4th | Total | Finish | Money |
|------|-----|-----|-----|-----|-------|--------|-------------|
| 2005 | 70 | 65 | 70 | 71 | 276 | T31 | \$25,499.00 |
| 2007 | 72 | 74 | | | 146 | CUT | |
| | | | | | | Total | \$25,499.00 |

CLAXTON, PAUL (70.50)

| Year | 1st | 2nd | 3rd | 4th | Total | Finish | Money |
|------|-----|-----|-----|-----|-------|--------|-------------|
| 1997 | 70 | 67 | 66 | 72 | 275 | T17 | \$21,750.00 |
| 2002 | 76 | 73 | | | 149 | CUT | |
| 2005 | 68 | 71 | 72 | 70 | 281 | T61 | 9,331.00 |
| 2008 | 68 | 72 | | | 140 | CUT | |
| | | | | | | Total | \$31,081.00 |

INDIVIDUAL RESULTS

CLAXTON, WILL (69.00)

| Year | 1st | 2nd | 3rd | 4th | Total | Finish | Money |
|------|-----|-----|-----|-----|-------|--------|--------------|
| 2012 | 65 | 67 | 69 | 70 | 271 | T15 | \$102,000.00 |
| 2013 | 72 | 71 | | | 143 | CUT | |
| | | | | | | Total | \$102,000.00 |

CLEARWATER, KEITH (71.10)

| Year | 1st | 2nd | 3rd | 4th | Total | Finish | Money |
|------|-----|-----|-----|-----|-------|--------|-------------|
| 1988 | 67 | 75 | | | 142 | CUT | |
| 1989 | 67 | 75 | | | 142 | CUT | |
| 1990 | 72 | 72 | | | 144 | CUT | |
| 1993 | 66 | 68 | 73 | 72 | 279 | T16 | \$15,500.00 |
| 1994 | 72 | 71 | | | 143 | CUT | |
| 1995 | 73 | 75 | | | 148 | CUT | |
| 1996 | 76 | 69 | | | 145 | CUT | |
| 2001 | 71 | 67 | 73 | 68 | 279 | T61 | 6,603.00 |
| | | | | | | Total | \$22,103.00 |

CLEARY, JOHN (72.65)

| Year | 1st | 2nd | 3rd | 4th | Total | Finish | Money |
|------|-----|-----|-----|-----|-------|--------|-------|
| 1955 | 71 | 71 | 77 | 72 | 291 | T42 | |
| 1956 | 69 | 74 | 68 | 75 | 286 | T44 | |
| 1959 | 75 | 73 | 70 | 73 | 291 | T56 | |
| 1963 | 73 | 71 | 73 | 73 | 290 | T53 | |
| 1967 | 72 | 71 | 77 | 75 | 295 | T70 | |
| | | | | | | Total | |

CLEMENTS, LENNIE (69.73)

| Year | 1st | 2nd | 3rd | 4th | Total | Finish | Money |
|------|-----|-----|-----|-----|-------|--------|-------------|
| 1982 | 71 | 68 | 63 | 69 | 271 | T22 | \$2,785.00 |
| 1983 | 66 | 69 | 70 | 71 | 276 | T23 | 2,528.57 |
| 1984 | 70 | 74 | 70 | 75 | 289 | T67 | 816.00 |
| 1985 | 71 | 72 | | | 143 | CUT | |
| 1986 | 71 | 69 | 70 | 69 | 279 | T36 | 3,154.85 |
| 1987 | 69 | 71 | 72 | 71 | 283 | T50 | 1,653.75 |
| 1988 | 68 | 70 | 68 | 66 | 272 | T8 | 19,600.00 |
| 1989 | 73 | 68 | | | 141 | CUT | |
| 1990 | 70 | 67 | 72 | 68 | 277 | T45 | 2,752.50 |
| 1995 | 76 | 65 | 69 | 71 | 281 | T57 | 2,700.00 |
| 1997 | 67 | 70 | 67 | 73 | 277 | T29 | 9,537.50 |
| 1998 | 74 | 65 | 69 | 71 | 279 | T63 | 4,300.00 |
| | | | | | | Total | \$49,828.17 |

COCERES, JOSE (70.50)

| Year | 1st | 2nd | 3rd | 4th | Total | Finish | Money |
|------|-----|-----|-----|-----|-------|--------|-------------|
| 2004 | 68 | 66 | 70 | 71 | 275 | T21 | \$42,000.00 |
| 2005 | 73 | 71 | | | 144 | CUT | |
| 2006 | 71 | | | | 71 | W/D | |
| 2008 | 74 | | | | | W/D | |
| | | | | | | Total | \$42,000.00 |

COCHRAN, BOBBY (70.00)

| Year | 1st | 2nd | 3rd | 4th | Total | Finish | Money |
|------|-----|-----|-----|-----|-------|--------|------------|
| 2000 | 65 | 72 | 70 | 73 | 280 | T73 | \$5,376.00 |
| | | | | | | Total | \$5,376.00 |

COCHRAN, RUSS (69.92)

| Year | 1st | 2nd | 3rd | 4th | Total | Finish | Money |
|------|-----|-----|-----|-----|-------|--------|-------------|
| 1985 | 70 | 72 | | | 142 | T70 | \$1,176.00 |
| 1986 | 71 | 70 | 70 | 69 | 280 | T43 | 2,045.40 |
| 1987 | 69 | 71 | 65 | 71 | 276 | T15 | 11,200.00 |
| 1989 | 69 | 70 | 65 | 72 | 276 | T26 | 6,950.00 |
| 1996 | 72 | 74 | | | 146 | CUT | |
| 1999 | 70 | 69 | 66 | 70 | 275 | T41 | 9,250.00 |
| 2004 | 68 | 73 | 71 | 71 | 283 | T67 | 8,526.00 |
| | | | | | | Total | \$39,147.40 |

COGHILL, GENE (74.50)

| Year | 1st | 2nd | 3rd | 4th | Total | Finish | Money |
|------|-----|-----|-----|-----|-------|--------|-------|
| 1957 | 73 | 74 | 75 | 76 | 298 | T68 | |
| | | | | | | Total | |

COLANDRO, MIKE (74.17)

| Year | 1st | 2nd | 3rd | 4th | Total | Finish | Money |
|------|-----|-----|-----|-----|-------|--------|-------|
| 1980 | 72 | 76 | | | 148 | CUT | |
| 1987 | 75 | 78 | | | 153 | CUT | |
| 1988 | 72 | 72 | | | 144 | CUT | |
| | | | | | | Total | |

COLBERT, JIM (69.55)

| Year | 1st | 2nd | 3rd | 4th | Total | Finish | Money |
|------|-----|-----|-----|-----|-------|--------|-------------|
| 1968 | 75 | 67 | 68 | 71 | 281 | T30 | \$675.00 |
| 1969 | 71 | 67 | 67 | 70 | 275 | T13 | 1,700.00 |
| 1970 | 66 | 72 | 71 | 72 | 281 | T42 | 286.66 |
| 1971 | 69 | 69 | 69 | 73 | 280 | T48 | 157.86 |
| 1973 | 71 | 68 | 66 | 72 | 277 | T50 | 470.00 |
| 1974 | 70 | 67 | 70 | 68 | 275 | T5 | 6,350.00 |
| 1976 | 68 | 71 | 68 | 67 | 274 | T12 | 4,060.00 |
| 1978 | 65 | 71 | 70 | 67 | 273 | T17 | 2,730.00 |
| 1979 | 70 | 72 | | | 142 | T69 | 579.00 |
| 1981 | 70 | 69 | 71 | 71 | 281 | T80 | 522.00 |
| 1985 | 71 | 72 | | | 143 | CUT | |
| | | | | | | Total | \$17,530.52 |

INDIVIDUAL RESULTS

COLE, BOBBY (69.83)

| Year | 1st | 2nd | 3rd | 4th | Total | Finish | Money |
|------|-----|-----|-----|-----|-------|--------|-------------|
| 1966 | 69 | 69 | 69 | 74 | 281 | T51 | |
| 1967 | 70 | 68 | 70 | 68 | 276 | T10 | \$2,150.00 |
| 1968 | 69 | 71 | 68 | 71 | 279 | T17 | 1,300.00 |
| 1971 | 71 | 69 | 69 | 73 | 282 | T61 | 115.79 |
| 1972 | 68 | 68 | 71 | 69 | 276 | T11 | 2,625.00 |
| 1973 | 66 | 68 | 69 | 74 | 277 | T50 | 470.00 |
| 1974 | 70 | 66 | 68 | 71 | 275 | T5 | 6,350.00 |
| 1975 | 70 | 69 | 71 | 71 | 281 | T45 | 540.00 |
| 1980 | 71 | 72 | | | 143 | CUT | |
| 1982 | 70 | 70 | | | 140 | CUT | |
| 1983 | 66 | 74 | | | 140 | CUT | |
| 1987 | 71 | 71 | 70 | 71 | 283 | T50 | 1,653.75 |
| | | | | | | Total | \$15,204.54 |

COLES, GAVIN (71.43)

| Year | 1st | 2nd | 3rd | 4th | Total | Finish | Money |
|------|-----|-----|-----|-----|-------|--------|-------------|
| 2003 | 70 | 67 | 73 | 74 | 284 | T68 | \$8,080.00 |
| 2005 | 68 | 76 | | | 144 | CUT | |
| 2007 | 72 | 76 | | | 148 | CUT | |
| 2008 | 72 | 75 | | | 147 | CUT | |
| 2012 | 73 | 65 | 70 | 69 | 277 | T60 | 13,140.00 |
| | | | | | | Total | \$21,220.00 |

COLLINS, BILL (69.25)

| Year | 1st | 2nd | 3rd | 4th | Total | Finish | Money |
|------|-----|-----|-----|-----|-------|--------|------------|
| 1955 | 71 | 76 | 66 | 74 | 287 | T28 | \$82.50 |
| 1958 | 69 | 70 | 68 | 70 | 277 | T7 | 570.00 |
| 1960 | 70 | 65 | 66 | 69 | 270 | T2 | 2,050.00 |
| 1964 | 69 | 69 | 67 | 70 | 275 | T6 | 2,450.00 |
| 1966 | 70 | 69 | 70 | 67 | 276 | T22 | 1,050.00 |
| | | | | | | Total | \$6,202.50 |

COLLINS, CHAD (69.80)

| Year | 1st | 2nd | 3rd | 4th | Total | Finish | Money |
|------|-----|-----|-----|-----|-------|--------|-------------|
| 2008 | 72 | 72 | | | 144 | CUT | |
| 2014 | 69 | 71 | | | 140 | CUT | |
| 2015 | 70 | 67 | 69 | 68 | 274 | T39 | \$23,680.00 |
| 2016 | 72 | 68 | | | 140 | CUT | |
| | | | | | | Total | \$23,680.00 |

COLLINS, TIM (69.50)

| Year | 1st | 2nd | 3rd | 4th | Total | Finish | Money |
|------|-----|-----|-----|-----|-------|--------|------------|
| 1975 | 69 | 71 | 69 | 69 | 278 | T30 | \$1,270.00 |
| | | | | | | Total | \$1,270.00 |

COLLINS, WILL (72.00)

| Year | 1st | 2nd | 3rd | 4th | Total | Finish | Money |
|------|-----|-----|-----|-----|-------|--------|-------|
| 2009 | 73 | 71 | | | 144 | CUT | |
| | | | | | | Total | |

COLSAERTS, NICOLAS (72.00)

| Year | 1st | 2nd | 3rd | 4th | Total | Finish | Money |
|------|-----|-----|-----|-----|-------|--------|-------|
| 2013 | 71 | 73 | | | 144 | CUT | |
| | | | | | | Total | |

COMPTON, ERIC (70.40)

| Year | 1st | 2nd | 3rd | 4th | Total | Finish | Money |
|------|-----|-----|-----|-----|-------|--------|-------------|
| 2013 | 72 | 66 | 71 | 68 | 277 | T30 | \$32,548.00 |
| 2014 | 74 | 69 | | | 143 | CUT | |
| 2015 | 68 | 74 | | | 142 | CUT | |
| 2016 | 69 | 73 | | | 142 | CUT | |
| | | | | | | Total | \$32,548.00 |

COMSTOCK, BYRON (73.00)

| Year | 1st | 2nd | 3rd | 4th | Total | Finish | Money |
|------|-----|-----|-----|-----|-------|--------|----------|
| 1972 | 70 | 71 | 73 | 78 | 292 | T73 | \$217.39 |
| | | | | | | Total | \$217.39 |

CONLEY, TIM (72.75)

| Year | 1st | 2nd | 3rd | 4th | Total | Finish | Money |
|------|-----|-----|-----|-----|-------|--------|-------|
| 1993 | 74 | 72 | | | 146 | CUT | |
| 1998 | 74 | 71 | | | 145 | CUT | |
| | | | | | | Total | |

CONLIN, BILL (75.50)

| Year | 1st | 2nd | 3rd | 4th | Total | Finish | Money |
|------|-----|-----|-----|-----|-------|--------|-------|
| 1955 | 78 | 75 | 74 | 75 | 302 | T67 | |
| | | | | | | Total | |

CONNELL, MICHAEL (70.25)

| Year | 1st | 2nd | 3rd | 4th | Total | Finish | Money |
|------|-----|-----|-----|-----|-------|--------|-------------|
| 2006 | 72 | 74 | | | 146 | CUT | |
| 2010 | 69 | 68 | 69 | 70 | 276 | T51 | \$14,120.00 |
| 2011 | 70 | 70 | | | 140 | CUT | |
| | | | | | | Total | \$14,120.00 |

INDIVIDUAL RESULTS

CONNER, FRANK (70.67)

| Year | 1st | 2nd | 3rd | 4th | Total | Finish | Money |
|------|-----|-----|-----|-----|-------|--------|-------------|
| 1977 | 69 | 72 | 70 | 68 | 279 | T45 | \$567.00 |
| 1980 | 69 | 71 | 71 | 67 | 278 | T39 | 1,170.00 |
| 1981 | 70 | 64 | 71 | 68 | 273 | T37 | 1,200.00 |
| 1982 | 68 | 69 | 72 | 78 | 287 | 79 | 546.00 |
| 1983 | 69 | 69 | 67 | 72 | 277 | T30 | 1,706.66 |
| 1984 | 70 | 71 | 73 | 73 | 287 | T54 | 896.00 |
| 1985 | 74 | 69 | | | 143 | CUT | |
| 1986 | 69 | 70 | 75 | 67 | 281 | T53 | 1,612.80 |
| 1987 | 70 | 72 | 73 | 77 | 292 | T84 | 1,197.00 |
| 1988 | 72 | 67 | 73 | 73 | 285 | T68 | 1,414.00 |
| 1989 | 70 | 76 | | | 146 | W/D | |
| 1992 | 68 | 77 | | | 145 | CUT | |
| 1993 | 71 | 70 | 68 | 69 | 278 | T11 | 21,200.00 |
| | | | | | | Total | \$31,509.46 |

CONRAD, JOE (71.38)

| Year | 1st | 2nd | 3rd | 4th | Total | Finish | Money |
|------|-----|-----|-----|-----|-------|--------|----------|
| 1957 | 71 | 68 | 71 | 72 | 282 | T23 | \$184.29 |
| 1958 | 73 | 70 | 71 | 75 | 289 | T55 | |
| | | | | | | Total | \$184.29 |

CONSTABLE, DONALD (73.50)

| Year | 1st | 2nd | 3rd | 4th | Total | Finish | Money |
|------|-----|-----|-----|-----|-------|--------|--------|
| 2013 | 77 | 70 | | | 147 | CUT | |
| | | | | | | Total | \$0.00 |

COODY, CHARLES (70.45)

| Year | 1st | 2nd | 3rd | 4th | Total | Finish | Money |
|------|-----|-----|-----|-----|-------|--------|------------|
| 1965 | 73 | 70 | 69 | 69 | 281 | T30 | \$550.00 |
| 1966 | 70 | 70 | 70 | 69 | 279 | T38 | 481.67 |
| 1967 | 71 | 71 | 71 | 66 | 279 | T21 | 953.57 |
| 1970 | 75 | 63 | 70 | 68 | 276 | T13 | 1,550.00 |
| 1974 | 71 | 75 | | | 146 | CUT | |
| 1985 | 73 | 75 | | | 148 | CUT | |
| | | | | | | Total | \$3,535.24 |

COOK, DAVE (79.00)

| Year | 1st | 2nd | 3rd | 4th | Total | Finish | Money |
|------|-----|-----|-----|-----|-------|--------|-------|
| 1994 | 77 | 78 | | | 155 | CUT | |
| 2000 | 76 | 85 | | | 161 | CUT | |
| | | | | | | Total | |

COOK, DAVID (77.50)

| Year | 1st | 2nd | 3rd | 4th | Total | Finish | Money |
|------|-----|-----|-----|-----|-------|--------|-------|
| 1990 | 78 | 77 | | | 155 | CUT | |
| | | | | | | Total | |

COOK, JEFF (79.00)

| Year | 1st | 2nd | 3rd | 4th | Total | Finish | Money |
|------|-----|-----|-----|-----|-------|--------|-------|
| 1993 | 77 | 81 | | | 158 | W/D | |
| | | | | | | Total | |

COOK, JOHN (69.41)

| Year | 1st | 2nd | 3rd | 4th | Total | Finish | Money |
|------|-----|-----|-----|-----|-------|--------|--------------|
| 1980 | 68 | 67 | 69 | 72 | 276 | T30 | \$1,863.00 |
| 1982 | 69 | 70 | 68 | 71 | 278 | T62 | 645.00 |
| 1985 | 66 | 69 | 72 | 67 | 274 | T10 | 14,400.00 |
| 1986 | 68 | 69 | 69 | 68 | 274 | T9 | 18,900.00 |
| 1987 | 72 | 71 | | | 143 | CUT | |
| 1988 | 70 | 69 | 68 | 71 | 278 | T36 | 3,013.78 |
| 1990 | 70 | 63 | 67 | 71 | 271 | T10 | 25,000.00 |
| 1991 | 71 | 70 | 70 | 69 | 280 | T42 | 3,072.00 |
| 1993 | 73 | 68 | 71 | 65 | 277 | T7 | 30,125.00 |
| 1994 | 71 | 67 | 64 | 73 | 275 | T9 | 28,800.00 |
| 1995 | 66 | 72 | 71 | 70 | 279 | T45 | 3,432.00 |
| 2000 | 68 | 71 | 68 | 68 | 275 | T44 | 8,960.00 |
| 2005 | 73 | 70 | | | 143 | CUT | |
| 2006 | 72 | 65 | 72 | 69 | 278 | T40 | 17,600.00 |
| 2007 | 70 | 77 | | | 147 | CUT | |
| | | | | | | Total | \$155,810.78 |

COOK, JOHN (69.75)

| Year | 1st | 2nd | 3rd | 4th | Total | Finish | Money |
|------|-----|-----|-----|-----|-------|--------|----------|
| 1966 | 72 | 66 | 70 | 71 | 279 | T38 | \$481.67 |
| | | | | | | Total | \$481.67 |

COOK, JR., A. (72.88)

| Year | 1st | 2nd | 3rd | 4th | Total | Finish | Money |
|------|-----|-----|-----|-----|-------|--------|-------|
| 1957 | 74 | 70 | 76 | 75 | 295 | T58 | |
| 1962 | 73 | 71 | 70 | 74 | 288 | T52 | |
| | | | | | | Total | |

COON, ROSS (70.92)

| Year | 1st | 2nd | 3rd | 4th | Total | Finish | Money |
|------|-----|-----|-----|-----|-------|--------|----------|
| 1967 | 74 | 69 | 71 | 72 | 286 | T52 | |
| 1968 | 71 | 71 | 75 | 69 | 286 | T55 | |
| 1969 | 70 | 67 | 72 | 70 | 279 | T31 | \$612.50 |
| | | | | | | Total | \$612.50 |

COONEY, MIKE (75.50)

| Year | 1st | 2nd | 3rd | 4th | Total | Finish | Money |
|------|-----|-----|-----|-----|-------|--------|-------|
| 1986 | 80 | 71 | | | 151 | CUT | |
| | | | | | | Total | |

INDIVIDUAL RESULTS

COOPER, CARL (71.88)

| Year | 1st | 2nd | 3rd | 4th | Total | Finish | Money |
|------|-----|-----|-----|-----|-------|--------|------------|
| 1990 | 72 | 71 | | | 143 | CUT | |
| 1992 | 70 | 76 | | | 146 | CUT | |
| 1993 | 70 | 74 | 72 | 70 | 286 | T58 | \$2,190.00 |
| | | | | | | Total | \$2,190.00 |

COOPER, PETER (71.00)

| Year | 1st | 2nd | 3rd | 4th | Total | Finish | Money |
|------|-----|-----|-----|-----|-------|--------|---------|
| 1954 | 73 | 70 | 72 | 69 | 284 | T29 | \$55.00 |
| | | | | | | Total | \$55.00 |

CORDANI, JOE (77.75)

| Year | 1st | 2nd | 3rd | 4th | Total | Finish | Money |
|------|-----|-----|-----|-----|-------|--------|-------|
| 1998 | 73 | 73 | | | 146 | CUT | |
| 2000 | 87 | 78 | | | 165 | CUT | |
| | | | | | | Total | |

CORNELLIER, JEAN-PHILIP (72.50)

| Year | 1st | 2nd | 3rd | 4th | Total | Finish | Money |
|------|-----|-----|-----|-----|-------|--------|-------|
| 2015 | 72 | 73 | | | 145 | CUT | |
| | | | | | | Total | |

COSCINA, DENNIS (75.38)

| Year | 1st | 2nd | 3rd | 4th | Total | Finish | Money |
|------|-----|-----|-----|-----|-------|--------|-------|
| 1980 | 74 | 70 | | | 144 | CUT | |
| 1983 | 69 | 73 | | | 142 | CUT | |
| 1984 | 85 | | | | 85 | W/D | |
| 1986 | 75 | 79 | | | 154 | CUT | |
| 1989 | 77 | 78 | | | 155 | CUT | |
| 1991 | 74 | 76 | | | 150 | W/D | |
| 1995 | 80 | 70 | | | 150 | CUT | |
| | | | | | | Total | |

COSTON, JEFF (71.00)

| Year | 1st | 2nd | 3rd | 4th | Total | Finish | Money |
|------|-----|-----|-----|-----|-------|--------|-------|
| 1985 | 69 | 74 | | | 143 | CUT | |
| 1988 | 69 | 72 | | | 141 | CUT | |
| | | | | | | Total | |

COTNER, KAWIKA (73.50)

| Year | 1st | 2nd | 3rd | 4th | Total | Finish | Money |
|------|-----|-----|-----|-----|-------|--------|-------|
| 1995 | 75 | 72 | | | 147 | CUT | |
| | | | | | | Total | |

COUCH, CHRIS (70.35)

| Year | 1st | 2nd | 3rd | 4th | Total | Finish | Money |
|------|-----|-----|-----|-----|-------|--------|-------------|
| 2004 | 71 | 77 | | | 148 | CUT | |
| 2006 | 71 | 68 | 71 | 70 | 280 | T48 | \$11,193.60 |
| 2007 | 75 | | | | 75 | DQ | |
| 2010 | 70 | 74 | | | 144 | CUT | |
| 2011 | 65 | 69 | 68 | 72 | 274 | T56 | 13,680.00 |
| 2012 | 72 | 67 | 66 | 70 | 275 | T37 | 24,000.00 |
| | | | | | | Total | \$48,873.60 |

COUGHLAN, RICHIE (71.00)

| Year | 1st | 2nd | 3rd | 4th | Total | Finish | Money |
|------|-----|-----|-----|-----|-------|--------|------------|
| 1998 | 69 | 70 | 69 | 73 | 281 | T70 | \$4,020.00 |
| 2001 | 72 | 73 | | | 145 | CUT | |
| | | | | | | Total | \$4,020.00 |

COUPLES, FRED (69.72)

| Year | 1st | 2nd | 3rd | 4th | Total | Finish | Money |
|------|-----|-----|-----|-----|-------|--------|-------------|
| 1981 | 67 | 69 | 63 | 66 | 265 | T2 | \$22,400.00 |
| 1982 | 70 | 71 | | | 141 | CUT | |
| 1983 | 64 | 72 | 70 | 71 | 277 | T30 | 1,706.67 |
| 1986 | 71 | 76 | | | 147 | CUT | |
| 1994 | 71 | 68 | 71 | 66 | 276 | T15 | 19,200.00 |
| 2004 | 75 | 74 | | | 149 | CUT | |
| | | | | | | Total | \$43,306.67 |

COURTNEY, CHARLES (69.71)

| Year | 1st | 2nd | 3rd | 4th | Total | Finish | Money |
|------|-----|-----|-----|-----|-------|--------|------------|
| 1966 | 70 | 71 | 67 | 72 | 280 | T44 | \$265.71 |
| 1970 | 69 | 67 | 69 | 71 | 276 | T13 | 1,550.00 |
| 1972 | 69 | 69 | 75 | 68 | 281 | T35 | 635.17 |
| 1973 | 70 | 64 | 69 | 66 | 269 | T13 | 3,600.00 |
| 1974 | 70 | 69 | 70 | 69 | 278 | T27 | 1,390.00 |
| 1975 | 70 | 68 | 78 | 73 | 289 | 74 | |
| | | | | | | Total | \$7,440.88 |

COURVILLE, JERRY (70.75)

| Year | 1st | 2nd | 3rd | 4th | Total | Finish | Money |
|------|-----|-----|-----|-----|-------|--------|-------|
| 1964 | 72 | 71 | 70 | 70 | 283 | T53 | |
| | | | | | | Total | |

COURVILLE, JR., JERRY (76.00)

| Year | 1st | 2nd | 3rd | 4th | Total | Finish | Money |
|------|-----|-----|-----|-----|-------|--------|-------|
| 1996 | 74 | 78 | | | 152 | CUT | |
| | | | | | | Total | |

COWARD, MARK (70.00)

| Year | 1st | 2nd | 3rd | 4th | Total | Finish | Money |
|------|-----|-----|-----|-----|-------|--------|-------|
| 1983 | 71 | 69 | | | 140 | CUT | |
| | | | | | | Total | |

INDIVIDUAL RESULTS

Cox, KRIS (71.33)

| Year | 1st | 2nd | 3rd | 4th | Total | Finish | Money |
|------|-----|-----|-----|-----|-------|--------|-------|
| 2004 | 72 | 70 | | | 142 | CUT | |
| 2006 | 69 | 72 | | | 141 | CUT | |
| 2007 | 73 | 72 | | | 145 | CUT | |
| | | | | | | Total | |

CRAMER, RICK (73.50)

| Year | 1st | 2nd | 3rd | 4th | Total | Finish | Money |
|------|-----|-----|-----|-----|-------|--------|-------|
| 1986 | 73 | 74 | | | 147 | CUT | |
| | | | | | | Total | |

CRAMPTON, BRUCE (70.00)

| Year | 1st | 2nd | 3rd | 4th | Total | Finish | Money |
|------|-----|-----|-----|-----|-------|--------|-------------|
| 1959 | 69 | 66 | 72 | 76 | 283 | T18 | \$450.00 |
| 1961 | 72 | 67 | 69 | 71 | 279 | T17 | 570.00 |
| 1962 | 70 | 67 | 68 | 69 | 274 | 7 | 1,400.00 |
| 1963 | 71 | 67 | 74 | 76 | 288 | T42 | 85.00 |
| 1965 | 68 | 73 | 77 | 71 | 289 | T73 | |
| 1966 | 69 | 65 | 75 | 66 | 275 | T16 | 1,550.00 |
| 1967 | 69 | 70 | 73 | 76 | 288 | T61 | |
| 1968 | 65 | 67 | 70 | 67 | 269 | 2 | 12,000.00 |
| 1969 | 71 | 70 | 70 | 69 | 280 | T35 | 495.71 |
| 1974 | 70 | 65 | 70 | 70 | 275 | T5 | 6,350.00 |
| | | | | | | Total | \$22,900.71 |

CRANE, BEN (70.15)

| Year | 1st | 2nd | 3rd | 4th | Total | Finish | Money |
|------|-----|-----|-----|-----|-------|--------|-------------|
| 2011 | 66 | 70 | 69 | 70 | 275 | T59 | \$13,260.00 |
| 2013 | 68 | 72 | 71 | | 211 | T75 | 11,651.00 |
| 2014 | 69 | 68 | 68 | 79 | 284 | 74 | 11,904.00 |
| 2016 | 71 | 71 | | | 142 | CUT | |
| | | | | | | Total | \$36,815.00 |

CRAWFORD, RICHARD (70.14)

| Year | 1st | 2nd | 3rd | 4th | Total | Finish | Money |
|------|-----|-----|-----|-----|-------|--------|------------|
| 1964 | 69 | 67 | 72 | 68 | 276 | T8 | \$1,750.00 |
| 1965 | 70 | 71 | 70 | 70 | 281 | T30 | 550.00 |
| 1966 | 70 | 70 | 68 | 76 | 284 | T66 | |
| 1968 | 70 | 69 | 74 | 72 | 285 | T43 | 171.67 |
| 1970 | 68 | 70 | 78 | 70 | 286 | T65 | 173.91 |
| 1971 | 72 | 69 | 67 | 72 | 280 | T48 | 157.86 |
| 1973 | 67 | 68 | 67 | 66 | 268 | 12 | 4,200.00 |
| 1974 | 72 | 69 | 70 | 69 | 280 | T44 | 660.00 |
| 1975 | 69 | 72 | 68 | 76 | 285 | T62 | 350.00 |
| | | | | | | Total | \$8,013.44 |

CREED, C. (73.50)

| Year | 1st | 2nd | 3rd | 4th | Total | Finish | Money |
|------|-----|-----|-----|-----|-------|--------|-------|
| 1959 | 73 | 72 | 73 | 76 | 294 | T66 | |
| | | | | | | Total | |

CREED, ED (75.50)

| Year | 1st | 2nd | 3rd | 4th | Total | Finish | Money |
|------|-----|-----|-----|-----|-------|--------|-------|
| 1960 | 79 | 72 | 75 | 76 | 302 | T68 | |
| | | | | | | Total | |

CRENSHAW, BEN (70.75)

| Year | 1st | 2nd | 3rd | 4th | Total | Finish | Money |
|------|-----|-----|-----|-----|-------|--------|-------------|
| 1984 | 65 | 73 | 72 | 71 | 281 | T20 | \$4,333.33 |
| 1985 | 76 | 72 | | | 148 | CUT | |
| 1989 | 70 | 66 | 71 | 69 | 276 | T26 | 6,950.00 |
| 1991 | 71 | 71 | | | 142 | CUT | |
| 1992 | 73 | 69 | 74 | 69 | 285 | T46 | 2,674.29 |
| | | | | | | Total | \$13,957.62 |

CROMWELL, RICHARD (75.50)

| Year | 1st | 2nd | 3rd | 4th | Total | Finish | Money |
|------|-----|-----|-----|-----|-------|--------|-------|
| 1988 | 75 | 76 | | | 151 | CUT | |
| | | | | | | Total | |

CROWLEY, BOB (70.05)

| Year | 1st | 2nd | 3rd | 4th | Total | Finish | Money |
|------|-----|-----|-----|-----|-------|--------|------------|
| 1957 | 66 | 67 | 67 | 77 | 277 | T7 | \$875.00 |
| 1959 | 75 | 70 | 70 | 71 | 286 | T32 | 130.00 |
| 1960 | 72 | 71 | 68 | 70 | 281 | T20 | 330.00 |
| 1965 | 70 | 67 | 69 | 70 | 276 | T5 | 2,883.33 |
| 1966 | 71 | 71 | 67 | 72 | 281 | T51 | 33.33 |
| | | | | | | Total | \$4,251.66 |

CUDD, JAY (70.00)

| Year | 1st | 2nd | 3rd | 4th | Total | Finish | Money |
|------|-----|-----|-----|-----|-------|--------|------------|
| 1982 | 69 | 68 | 66 | 71 | 274 | T44 | \$990.00 |
| 1983 | 70 | 69 | 74 | 72 | 285 | T63 | 633.00 |
| 1984 | 71 | | | | 71 | W/D | |
| | | | | | | Total | \$1,623.00 |

CUNNING, MICHAEL (75.75)

| Year | 1st | 2nd | 3rd | 4th | Total | Finish | Money |
|------|-----|-----|-----|-----|-------|--------|-------|
| 1984 | 78 | 77 | | | 155 | CUT | |
| 1992 | 72 | 76 | | | 148 | CUT | |
| | | | | | | Total | |

INDIVIDUAL RESULTS

CURL, ROD (69.61)

| Year | 1st | 2nd | 3rd | 4th | Total | Finish | Money |
|------|-----|-----|-----|-----|-------|--------|-------------|
| 1971 | 70 | 68 | 74 | 74 | 286 | T78 | \$115.79 |
| 1973 | 72 | 65 | 66 | 77 | 280 | T62 | 355.00 |
| 1975 | 70 | 70 | 69 | 67 | 276 | T23 | 1,725.00 |
| 1976 | 74 | 67 | 69 | 71 | 281 | T41 | 695.33 |
| 1977 | 67 | 69 | 65 | 69 | 270 | T6 | 6,825.00 |
| 1978 | 69 | 70 | 65 | 68 | 272 | T9 | 4,357.50 |
| 1979 | 67 | 69 | 69 | 71 | 276 | T20 | 3,026.25 |
| 1980 | 67 | 69 | 68 | 71 | 275 | T23 | 2,528.57 |
| 1981 | 69 | 65 | 71 | 69 | 274 | T47 | 807.00 |
| 1982 | 67 | 68 | 70 | 67 | 272 | T28 | 1,791.82 |
| 1983 | 70 | 74 | | | 144 | CUT | |
| 1984 | 74 | 71 | 71 | 70 | 286 | T45 | 1,083.55 |
| 1986 | 71 | 69 | 73 | 68 | 281 | T53 | 1,612.80 |
| 1988 | 69 | 68 | 70 | 75 | 282 | T60 | 1,519.00 |
| 1989 | 76 | 67 | | | 143 | CUT | |
| | | | | | | Total | \$26,442.61 |

CURLEY, JOHN PAUL (75.00)

| Year | 1st | 2nd | 3rd | 4th | Total | Finish | Money |
|------|-----|-----|-----|-----|-------|--------|-------|
| 1997 | 77 | 73 | | | 150 | CUT | |
| | | | | | | Total | |

CURRAN, JON (68.88)

| Year | 1st | 2nd | 3rd | 4th | Total | Finish | Money |
|------|-----|-----|-----|-----|-------|--------|--------------|
| 2013 | 72 | 69 | | | 141 | CUT | |
| 2015 | 67 | 67 | 67 | 69 | 270 | T10 | \$147,200.00 |
| 2016 | 69 | 71 | | | 140 | CUT | |
| | | | | | | Total | \$147,200.00 |

CURRY, PAUL (75.50)

| Year | 1st | 2nd | 3rd | 4th | Total | Finish | Money |
|------|-----|-----|-----|-----|-------|--------|-------|
| 2000 | 77 | 74 | | | 151 | CUT | |
| | | | | | | Total | |

CURTAIN, JOE (71.13)

| Year | 1st | 2nd | 3rd | 4th | Total | Finish | Money |
|------|-----|-----|-----|-----|-------|--------|---------|
| 1953 | 66 | 74 | 71 | 72 | 283 | T31 | \$52.50 |
| 1954 | 73 | 71 | 72 | 70 | 286 | T41 | |
| | | | | | | Total | \$52.50 |

CURTIS, BEN (68.90)

| Year | 1st | 2nd | 3rd | 4th | Total | Finish | Money |
|------|-----|-----|-----|-----|-------|--------|--------------|
| 2005 | 64 | 68 | 67 | 69 | 268 | T4 | \$177,733.33 |
| 2006 | 70 | 68 | 70 | 68 | 276 | T21 | 39,160.00 |
| 2007 | 69 | 71 | 73 | 69 | 282 | T54 | 13,560.00 |
| 2008 | 68 | 66 | 69 | 66 | 269 | T13 | 106,000.00 |
| 2009 | 68 | 64 | 66 | 65 | 263 | T4 | 248,000.00 |
| 2010 | 65 | 68 | 64 | 73 | 270 | T13 | 97,500.00 |
| 2011 | 69 | 70 | | | 139 | CUT | |
| 2013 | 71 | 75 | | | 146 | CUT | |
| 2015 | 78 | 76 | | | 154 | CUT | |
| | | | | | | Total | \$681,953.33 |

DADIAN, ARCHIE (70.25)

| Year | 1st | 2nd | 3rd | 4th | Total | Finish | Money |
|------|-----|-----|-----|-----|-------|--------|----------|
| 1964 | 71 | 72 | 69 | 69 | 281 | T32 | \$375.00 |
| | | | | | | Total | \$375.00 |

DALEY, JESS (72.50)

| Year | 1st | 2nd | 3rd | 4th | Total | Finish | Money |
|------|-----|-----|-----|-----|-------|--------|-------|
| 2002 | 75 | 70 | | | 145 | CUT | |
| | | | | | | Total | |

DALEY, JOE (69.88)

| Year | 1st | 2nd | 3rd | 4th | Total | Finish | Money |
|------|-----|-----|-----|-----|-------|--------|-------------|
| 1996 | 64 | 70 | 73 | 72 | 279 | T12 | \$28,500.00 |
| 1998 | 70 | 69 | 67 | 74 | 280 | T65 | 4,160.00 |
| | | | | | | Total | \$32,660.00 |

DALPOS, RICK (72.31)

| Year | 1st | 2nd | 3rd | 4th | Total | Finish | Money |
|------|-----|-----|-----|-----|-------|--------|------------|
| 1983 | 72 | 71 | | | 143 | CUT | |
| 1984 | 70 | 78 | | | 148 | CUT | |
| 1986 | 73 | 68 | 69 | 71 | 281 | T53 | \$1,612.80 |
| 1987 | 75 | 74 | | | 149 | CUT | |
| 1989 | 74 | 67 | | | 141 | CUT | |
| 1993 | 78 | | | | 78 | W/D | |
| | | | | | | Total | \$1,612.80 |

INDIVIDUAL RESULTS

DALY, JOHN (70.25)

| Year | 1st | 2nd | 3rd | 4th | Total | Finish | Money |
|------|-----|-----|-----|-----|-------|--------|-------------|
| 1991 | 71 | 72 | | | 143 | CUT | |
| 1994 | 68 | 68 | 67 | 76 | 279 | DQ | |
| 1995 | 71 | 72 | | | 143 | CUT | |
| 1996 | 68 | 74 | 70 | 71 | 283 | T37 | \$6,300.00 |
| 1997 | 71 | 70 | 67 | 68 | 276 | T21 | 14,081.25 |
| 1998 | 71 | 68 | 70 | 76 | 285 | 76 | 3,800.00 |
| 2000 | 70 | 74 | | | 144 | CUT | |
| 2001 | 67 | 70 | 70 | 65 | 272 | T22 | 27,944.29 |
| 2002 | 73 | 69 | | | 142 | CUT | |
| 2010 | 71 | 70 | | | 141 | CUT | |
| 2011 | 69 | 67 | 71 | 74 | 281 | 72 | 11,880.00 |
| 2013 | 68 | 75 | | | 143 | CUT | |
| 2014 | 70 | 68 | 70 | 70 | 278 | T57 | 13,826.00 |
| | | | | | | Total | \$77,831.54 |

DALZIEL, DOUG (72.00)

| Year | 1st | 2nd | 3rd | 4th | Total | Finish | Money |
|------|-----|-----|-----|-----|-------|--------|----------|
| 1977 | 68 | 71 | 71 | 74 | 284 | T73 | |
| 1980 | 74 | 72 | | | 146 | CUT | |
| 1981 | 69 | 68 | 68 | 72 | 277 | T64 | \$630.00 |
| 1982 | 71 | 71 | | | 142 | CUT | |
| 1984 | 74 | 77 | | | 151 | CUT | |
| 1987 | 72 | 80 | | | 152 | CUT | |
| | | | | | | Total | \$630.00 |

DAMRON, ROBERT (69.90)

| Year | 1st | 2nd | 3rd | 4th | Total | Finish | Money |
|------|-----|-----|-----|-----|-------|--------|--------------|
| 1997 | 72 | 71 | 71 | 72 | 286 | T77 | \$2,760.00 |
| 1998 | 71 | 71 | | | 142 | CUT | |
| 2003 | 69 | 64 | 69 | 69 | 271 | T7 | 124,666.66 |
| 2004 | 71 | 68 | 68 | 67 | 274 | T13 | 69,825.00 |
| 2005 | 73 | 73 | | | 146 | CUT | |
| 2006 | 70 | 69 | 71 | 69 | 279 | T44 | 14,080.00 |
| | | | | | | Total | \$211,331.66 |

DANA, NORMAN (70.25)

| Year | 1st | 2nd | 3rd | 4th | Total | Finish | Money |
|------|-----|-----|-----|-----|-------|--------|----------|
| 1953 | 72 | 71 | 68 | 70 | 281 | T22 | \$165.00 |
| | | | | | | Total | \$165.00 |

DANIELIAN, LEE (71.00)

| Year | 1st | 2nd | 3rd | 4th | Total | Finish | Money |
|------|-----|-----|-----|-----|-------|--------|------------|
| 1984 | 72 | 73 | 70 | 69 | 284 | T33 | \$2,210.00 |
| | | | | | | Total | \$2,210.00 |

DAVIDSON, MATT (70.50)

| Year | 1st | 2nd | 3rd | 4th | Total | Finish | Money |
|------|-----|-----|-----|-----|-------|--------|-------|
| 2005 | 70 | 71 | | | 141 | CUT | |
| | | | | | | Total | |

DAVIS, BRIAN (68.76)

| Year | 1st | 2nd | 3rd | 4th | Total | Finish | Money |
|------|-----|-----|-----|-----|-------|--------|--------------|
| 2005 | 71 | 67 | 73 | 69 | 280 | T54 | \$9,718.00 |
| 2006 | 69 | 71 | 69 | 66 | 275 | T16 | 66,000.00 |
| 2007 | 71 | 69 | 74 | 66 | 280 | T43 | 21,000.00 |
| 2008 | 64 | 70 | 69 | 66 | 269 | T13 | 106,000.00 |
| 2009 | 70 | 64 | | | 134 | WD | |
| 2010 | 69 | 72 | | | 141 | CUT | |
| 2011 | 65 | 67 | 68 | 66 | 266 | T9 | 156,000.00 |
| 2012 | 67 | 67 | 64 | 70 | 268 | T4 | 236,250.00 |
| 2013 | 72 | 67 | 66 | 72 | 277 | T30 | 32,548.00 |
| 2014 | 69 | 70 | 68 | 68 | 274 | T42 | 22,320.00 |
| 2015 | 72 | 77 | | | 149 | CUT | |
| | | | | | | Total | \$694,872.00 |

DAWSON, MARCO (71.21)

| Year | 1st | 2nd | 3rd | 4th | Total | Finish | Money |
|------|-----|-----|-----|-----|-------|--------|-------------|
| 1991 | 68 | 75 | | | 143 | CUT | |
| 1992 | 73 | 71 | | | 144 | CUT | |
| 1993 | 72 | 67 | 74 | 75 | 288 | T64 | \$2,090.00 |
| 1994 | 75 | 71 | | | 146 | CUT | |
| 1995 | 70 | 75 | | | 145 | CUT | |
| 2001 | 67 | 74 | | | 141 | CUT | |
| 2003 | 77 | 70 | | | 147 | CUT | |
| 2005 | 68 | 71 | 70 | 69 | 278 | T42 | 13,502.00 |
| 2006 | 71 | 67 | 68 | 71 | 277 | T31 | 23,906.66 |
| 2007 | 69 | 75 | | | 144 | CUT | |
| 2010 | 70 | 71 | | | 141 | CUT | |
| | | | | | | Total | \$39,498.66 |

INDIVIDUAL RESULTS

DAY, GLEN (70.91)

| Year | 1st | 2nd | 3rd | 4th | Total | Finish | Money |
|------|-----|-----|-----|-----|-------|--------|--------------|
| 1994 | 72 | 65 | 70 | 68 | 275 | T9 | \$28,800.00 |
| 1995 | 74 | 70 | | | 144 | CUT | |
| 1996 | 69 | 72 | 70 | 74 | 285 | T49 | 3,634.28 |
| 1997 | 73 | 73 | | | 146 | CUT | |
| 1999 | 69 | 71 | | | 140 | CUT | |
| 2002 | 72 | 70 | | | 142 | CUT | |
| 2004 | 73 | 70 | | | 143 | CUT | |
| 2005 | 68 | 67 | 71 | 66 | 272 | T12 | 87,075.00 |
| 2006 | 71 | 70 | | | 141 | CUT | |
| 2007 | 69 | 70 | 76 | 73 | 288 | T72 | 11,640.00 |
| 2009 | 68 | 76 | | | 144 | CUT | |
| 2010 | 74 | 73 | | | 147 | CUT | |
| 2013 | 70 | 74 | | | 144 | CUT | |
| | | | | | | Total | \$131,149.28 |

DAY, JASON (67.75)

| Year | 1st | 2nd | 3rd | 4th | Total | Finish | Money |
|------|-----|-----|-----|-----|-------|--------|--------------|
| 2008 | 67 | 67 | 66 | 71 | 271 | T27 | \$40,800.00 |
| 2014 | 70 | 69 | 67 | 65 | 271 | T18 | 78,120.00 |
| | | | | | | Total | \$118,920.00 |

DECHAMBEAU, BRYSON (69.00)

| Year | 1st | 2nd | 3rd | 4th | Total | Finish | Money |
|------|-----|-----|-----|-----|-------|--------|-------------|
| 2016 | 72 | 66 | 68 | 70 | 276 | T47 | \$16,573.33 |
| | | | | | | Total | \$16,573.33 |

DE JONGE, BRENDON (69.04)

| Year | 1st | 2nd | 3rd | 4th | Total | Finish | Money |
|------|-----|-----|-----|-----|-------|--------|--------------|
| 2007 | 72 | 74 | | | 146 | CUT | |
| 2009 | 70 | 66 | 70 | 66 | 272 | T34 | \$28,400.00 |
| 2010 | 70 | 63 | 67 | 69 | 269 | T9 | 156,000.00 |
| 2011 | 69 | 69 | | | 138 | CUT | |
| 2012 | 72 | 65 | 66 | 66 | 269 | T8 | 174,000.00 |
| 2013 | 67 | 67 | 75 | 72 | 281 | T63 | 12,871.00 |
| 2014 | 70 | 66 | 71 | 68 | 275 | T42 | 22,320.00 |
| 2015 | 73 | 69 | | | 142 | CUT | |
| 2016 | 72 | 69 | | | 141 | CUT | |
| | | | | | | Total | \$393,591.00 |

DE VICENZO, ROBERTO (71.00)

| Year | 1st | 2nd | 3rd | 4th | Total | Finish | Money |
|------|-----|-----|-----|-----|-------|--------|----------|
| 1954 | 70 | 75 | 71 | 72 | 288 | T46 | |
| 1966 | 72 | 70 | 71 | 67 | 280 | T44 | \$265.72 |
| | | | | | | Total | \$265.72 |

DEANE, STUART (71.00)

| Year | 1st | 2nd | 3rd | 4th | Total | Finish | Money |
|------|-----|-----|-----|-----|-------|--------|-------|
| 2007 | 71 | 71 | | | 142 | CUT | |
| | | | | | | Total | |

DEFORREST, CHRIS (70.50)

| Year | 1st | 2nd | 3rd | 4th | Total | Finish | Money |
|------|-----|-----|-----|-----|-------|--------|-------|
| 2011 | 74 | 67 | | | 141 | CUT | |
| | | | | | | Total | |

DEFORREST, JOHN (73.00)

| Year | 1st | 2nd | 3rd | 4th | Total | Finish | Money |
|------|-----|-----|-----|-----|-------|--------|-------|
| 1985 | 79 | 67 | | | 146 | CUT | |
| | | | | | | Total | |

DELAET, GRAHAM (68.90)

| Year | 1st | 2nd | 3rd | 4th | Total | Finish | Money |
|------|-----|-----|-----|-----|-------|--------|--------------|
| 2010 | 70 | 66 | 75 | 69 | 280 | T68 | \$12,060.00 |
| 2011 | 70 | 73 | | | 143 | CUT | |
| 2012 | 68 | 68 | 70 | 75 | 281 | 68 | \$12,240.00 |
| 2013 | 65 | 70 | 65 | 69 | 269 | 3 | 414,800.00 |
| 2014 | 70 | 68 | 71 | 68 | 277 | T51 | 14,590.67 |
| 2015 | 67 | 66 | 64 | 69 | 266 | 4 | 307,200.00 |
| | | | | | | Total | \$760,890.67 |

DELAHOUSAYE, BRENT (70.00)

| Year | 1st | 2nd | 3rd | 4th | Total | Finish | Money |
|------|-----|-----|-----|-----|-------|--------|-------|
| 2010 | 72 | 68 | | | 140 | CUT | |
| | | | | | | Total | |

DELL, DAVID (76.50)

| Year | 1st | 2nd | 3rd | 4th | Total | Finish | Money |
|------|-----|-----|-----|-----|-------|--------|-------|
| 2003 | 77 | 76 | | | 153 | CUT | |
| | | | | | | Total | |

INDIVIDUAL RESULTS

DELLOSTRITTO, RON (77.33)

| Year | 1st | 2nd | 3rd | 4th | Total | Finish | Money |
|------|-----|-----|-----|-----|-------|--------|-------|
| 1995 | 78 | | | | 78 | DQ | |
| 2005 | 79 | 75 | | | 154 | CUT | |
| | | | | | | Total | |

DELONG, DAVID (75.00)

| Year | 1st | 2nd | 3rd | 4th | Total | Finish | Money |
|------|-----|-----|-----|-----|-------|--------|-------|
| 1993 | 72 | 78 | | | 150 | CUT | |
| | | | | | | Total | |

DELSING, JAY (70.87)

| Year | 1st | 2nd | 3rd | 4th | Total | Finish | Money |
|------|-----|-----|-----|-----|-------|--------|--------------|
| 1985 | 72 | 73 | | | 145 | CUT | |
| 1986 | 69 | 73 | 71 | 77 | 290 | T75 | \$1,323.00 |
| 1987 | 72 | 70 | 71 | 74 | 287 | T71 | 1,330.00 |
| 1988 | 66 | 73 | 70 | 66 | 275 | T19 | 7,365.56 |
| 1989 | 70 | 71 | | | 141 | CUT | |
| 1990 | 71 | 69 | | | 140 | CUT | |
| 1991 | 73 | 76 | | | 149 | W/D | |
| 1992 | 74 | 72 | | | 146 | CUT | |
| 1993 | 67 | 78 | | | 145 | CUT | |
| 1994 | 74 | 67 | 69 | 69 | 279 | T26 | 8,520.00 |
| 1995 | 74 | 69 | | | 143 | CUT | |
| 1997 | 74 | 72 | | | 146 | CUT | |
| 1998 | 72 | 71 | | | 143 | CUT | |
| 1999 | 64 | 68 | 67 | 71 | 270 | T14 | 45,000.00 |
| 2000 | 72 | 69 | | | 141 | CUT | |
| 2003 | 69 | 68 | 68 | 68 | 273 | T11 | 79,428.57 |
| 2004 | 73 | 74 | | | 147 | CUT | |
| | | | | | | Total | \$142,967.13 |

DEMERS, LARRY (74.38)

| Year | 1st | 2nd | 3rd | 4th | Total | Finish | Money |
|------|-----|-----|-----|-----|-------|--------|-------|
| 1985 | 73 | 76 | | | 149 | CUT | |
| 1986 | 78 | 75 | | | 153 | CUT | |
| 1988 | 72 | 75 | | | 147 | CUT | |
| 1990 | 73 | 73 | | | 146 | CUT | |
| | | | | | | Total | |

DEMSEY, TODD (73.75)

| Year | 1st | 2nd | 3rd | 4th | Total | Finish | Money |
|------|-----|-----|-----|-----|-------|--------|-------|
| 1997 | 78 | 73 | | | 151 | CUT | |
| 2008 | 73 | 71 | | | 144 | CUT | |
| | | | | | | Total | |

DENICOLO, RALPH (77.50)

| Year | 1st | 2nd | 3rd | 4th | Total | Finish | Money |
|------|-----|-----|-----|-----|-------|--------|-------|
| 1980 | 76 | 77 | | | 153 | CUT | |
| 1984 | 77 | 78 | | | 155 | CUT | |
| 1991 | 79 | 78 | | | 157 | CUT | |
| | | | | | | Total | |

DENNIS, CLARK (70.31)

| Year | 1st | 2nd | 3rd | 4th | Total | Finish | Money |
|------|-----|-----|-----|-----|-------|--------|-------------|
| 1990 | 70 | 70 | | | 140 | CUT | |
| 1991 | 74 | 75 | | | 149 | CUT | |
| 1994 | 65 | 72 | 66 | 72 | 275 | T9 | \$28,800.00 |
| 1995 | 72 | 75 | | | 147 | CUT | |
| 1998 | 74 | 66 | | | 140 | CUT | |
| 1999 | 70 | 66 | 70 | 68 | 274 | T34 | 12,357.15 |
| | | | | | | Total | \$41,157.15 |

DENT, JIM (70.53)

| Year | 1st | 2nd | 3rd | 4th | Total | Finish | Money |
|------|-----|-----|-----|-----|-------|--------|-------------|
| 1971 | 72 | 69 | 74 | 73 | 288 | T82 | \$115.79 |
| 1974 | 69 | 69 | 74 | 71 | 283 | T57 | 400.00 |
| 1976 | 68 | 72 | 72 | 67 | 279 | T26 | 1,491.00 |
| 1979 | 68 | 70 | 65 | 76 | 279 | T35 | 1,511.25 |
| 1981 | 68 | 71 | 72 | 70 | 281 | T80 | 522.00 |
| 1982 | 67 | 69 | 66 | 71 | 273 | T39 | 1,230.00 |
| 1983 | 72 | 70 | | | 142 | CUT | |
| 1984 | 75 | 71 | | | 146 | CUT | |
| 1985 | 70 | 70 | 74 | 74 | 288 | T62 | 1,290.00 |
| 1986 | 68 | 69 | 67 | 72 | 276 | T18 | 8,820.00 |
| 1988 | 71 | 68 | 75 | 72 | 286 | T71 | 1,379.00 |
| | | | | | | Total | \$16,759.04 |

DEVLIN, BRUCE (69.20)

| Year | 1st | 2nd | 3rd | 4th | Total | Finish | Money |
|------|-----|-----|-----|-----|-------|--------|-------------|
| 1966 | 73 | 69 | 70 | 69 | 281 | T51 | \$33.33 |
| 1968 | 69 | 72 | 71 | 70 | 282 | T35 | 562.50 |
| 1973 | 65 | 67 | 67 | 66 | 265 | 2 | 22,800.00 |
| 1974 | 66 | 70 | 70 | 72 | 278 | T27 | 1,390.00 |
| 1976 | 69 | 73 | 66 | 70 | 278 | T21 | 1,995.00 |
| | | | | | | Total | \$26,780.83 |

DEVLIN, JR., MICHAEL (76.00)

| Year | 1st | 2nd | 3rd | 4th | Total | Finish | Money |
|------|-----|-----|-----|-----|-------|--------|-------|
| 1998 | 78 | 74 | | | 152 | CUT | |
| | | | | | | Total | |

INDIVIDUAL RESULTS

DICKERSON, BUBBA (70.50)

| Year | 1st | 2nd | 3rd | 4th | Total | Finish | Money |
|------|-----|-----|-----|-----|-------|--------|--------------|
| 2006 | 69 | 67 | 70 | 67 | 273 | T5 | \$154,550.00 |
| 2007 | 74 | 76 | | | 150 | CUT | |
| | | | | | | Total | \$154,550.00 |

DICKINSON, GARDNER (70.37)

| Year | 1st | 2nd | 3rd | 4th | Total | Finish | Money |
|------|-----|-----|-----|-----|-------|--------|------------|
| 1953 | 73 | 68 | 72 | 72 | 285 | T37 | |
| 1954 | 71 | 73 | 70 | 71 | 285 | T35 | |
| 1955 | 72 | 69 | 72 | 71 | 284 | T15 | \$338.33 |
| 1956 | 70 | 69 | 65 | 73 | 277 | 11 | 580.00 |
| 1957 | 66 | 68 | 68 | 70 | 272 | 1 | 2,800.00 |
| 1959 | 70 | 70 | 70 | 75 | 285 | T28 | 175.00 |
| 1960 | 69 | 72 | 68 | 70 | 279 | T13 | 700.00 |
| 1961 | 66 | 74 | 68 | 71 | 279 | T17 | 570.00 |
| 1963 | 73 | 72 | 73 | | 218 | W/D | |
| 1965 | 68 | 70 | 69 | 73 | 280 | T21 | 777.77 |
| 1969 | 73 | 70 | 69 | 70 | 282 | T50 | 165.71 |
| | | | | | | Total | \$6,106.81 |

DICKSON, BOB (70.00)

| Year | 1st | 2nd | 3rd | 4th | Total | Finish | Money |
|------|-----|-----|-----|-----|-------|--------|------------|
| 1970 | 71 | 71 | 70 | 69 | 281 | T42 | \$286.67 |
| 1974 | 70 | 71 | 69 | 69 | 279 | T33 | 949.09 |
| | | | | | | Total | \$1,235.76 |

DIEHL, TERRY (68.88)

| Year | 1st | 2nd | 3rd | 4th | Total | Finish | Money |
|------|-----|-----|-----|-----|-------|--------|-------------|
| 1976 | 70 | 70 | 76 | 72 | 288 | T70 | \$157.50 |
| 1977 | 65 | 69 | 68 | 69 | 271 | T9 | 5,460.00 |
| 1978 | 70 | 70 | 68 | 67 | 275 | T31 | 1,191.00 |
| 1979 | 73 | 68 | 73 | 69 | 283 | T58 | 663.00 |
| 1980 | 70 | 70 | 71 | 66 | 277 | T35 | 1,511.25 |
| 1981 | 67 | 70 | 67 | 65 | 269 | T12 | 6,300.00 |
| 1982 | 69 | 69 | 66 | 64 | 268 | T11 | 6,600.00 |
| 1983 | 69 | 69 | 70 | 65 | 273 | T9 | 7,800.00 |
| | | | | | | Total | \$29,682.75 |

DIETZ, MIKE (73.36)

| Year | 1st | 2nd | 3rd | 4th | Total | Finish | Money |
|------|-----|-----|-----|-----|-------|--------|-------|
| 1953 | 75 | 74 | | | 149 | W/D | |
| 1954 | 75 | 68 | 69 | 75 | 287 | T43 | |
| 1955 | 75 | 72 | 80 | 74 | 301 | T65 | |
| 1958 | 71 | 73 | 71 | 75 | 290 | T58 | |
| | | | | | | Total | |

DILL, TERRY (70.47)

| Year | 1st | 2nd | 3rd | 4th | Total | Finish | Money |
|------|-----|-----|-----|-----|-------|--------|------------|
| 1962 | 73 | 72 | 71 | 73 | 289 | T56 | |
| 1965 | 72 | 68 | 76 | 70 | 286 | T61 | |
| 1966 | 69 | 71 | 69 | 71 | 280 | T44 | \$265.71 |
| 1967 | 66 | 68 | 69 | 72 | 275 | T7 | 3,100.00 |
| 1968 | 73 | 70 | 73 | 70 | 286 | T55 | |
| 1969 | 73 | 70 | 69 | 73 | 285 | T62 | 160.00 |
| 1970 | 70 | 71 | 71 | 67 | 279 | T30 | 593.75 |
| 1975 | 70 | 66 | 67 | 72 | 275 | T18 | 2,400.00 |
| | | | | | | Total | \$6,519.46 |

DILLARD, ANDY (70.50)

| Year | 1st | 2nd | 3rd | 4th | Total | Finish | Money |
|------|-----|-----|-----|-----|-------|--------|------------|
| 1987 | 70 | 70 | 69 | 73 | 282 | T43 | \$2,184.00 |
| | | | | | | Total | \$2,184.00 |

DiMARCO, CHRIS (68.72)

| Year | 1st | 2nd | 3rd | 4th | Total | Finish | Money |
|------|-----|-----|-----|-----|-------|--------|--------------|
| 1994 | 73 | 71 | | | 144 | CUT | |
| 1995 | 72 | 75 | | | 147 | CUT | |
| 1998 | 70 | 64 | 68 | 72 | 274 | T25 | \$15,266.66 |
| 1999 | 68 | 70 | 65 | 69 | 272 | T20 | 27,083.33 |
| 2000 | 69 | 66 | 67 | 66 | 268 | T5 | 98,350.00 |
| 2001 | 65 | 67 | 66 | 68 | 266 | T3 | 161,200.00 |
| 2002 | 70 | 66 | 71 | 71 | 278 | T39 | 14,416.00 |
| 2007 | 64 | 70 | 74 | 73 | 281 | T46 | 15,810.00 |
| 2008 | 66 | 69 | 64 | 70 | 269 | T13 | 106,000.00 |
| 2009 | 68 | 69 | 76 | | 213 | T77 | 10,980.00 |
| 2010 | 73 | 65 | 66 | 68 | 272 | T27 | 40,800.00 |
| 2011 | 66 | 66 | 70 | 68 | 270 | T33 | 33,960.00 |
| 2012 | 67 | 70 | 71 | 68 | 276 | T47 | 14,584.62 |
| | | | | | | Total | \$538,450.61 |

DIRICO, DAN (77.00)

| Year | 1st | 2nd | 3rd | 4th | Total | Finish | Money |
|------|-----|-----|-----|-----|-------|--------|-------|
| 1985 | 74 | 74 | | | 148 | CUT | |
| 1987 | 79 | 76 | | | 155 | CUT | |
| 1991 | 83 | 76 | | | 159 | CUT | |
| | | | | | | Total | |

DOCTOR, STEVE (72.50)

| Year | 1st | 2nd | 3rd | 4th | Total | Finish | Money |
|------|-----|-----|-----|-----|-------|--------|-------|
| 1952 | 75 | 73 | 71 | 69 | 288 | T34 | |
| 1955 | 70 | 71 | 72 | 75 | 288 | T32 | |
| 1956 | 70 | 72 | 73 | 79 | 294 | T68 | |
| | | | | | | Total | |

INDIVIDUAL RESULTS

DODDS, TREVOR (71.35)

| Year | 1st | 2nd | 3rd | 4th | Total | Finish | Money |
|------|-----|-----|-----|-----|-------|--------|-------------|
| 1986 | 72 | 70 | 71 | 72 | 285 | T68 | \$1,414.00 |
| 1987 | 72 | 71 | | | 143 | CUT | |
| 1991 | 72 | 68 | 78 | 70 | 288 | T72 | 1,960.00 |
| 1993 | 72 | 70 | 70 | 73 | 285 | T51 | 2,340.00 |
| 1994 | 71 | 69 | 70 | 70 | 280 | T33 | 6,205.72 |
| 1999 | 68 | 75 | | | 143 | CUT | |
| 2000 | 71 | 66 | 77 | 69 | 283 | 80 | 5,040.00 |
| 2004 | 74 | 74 | | | 148 | CUT | |
| | | | | | | Total | \$16,959.72 |

DOERING, ART (71.75)

| Year | 1st | 2nd | 3rd | 4th | Total | Finish | Money |
|------|-----|-----|-----|-----|-------|--------|-------|
| 1956 | 70 | 75 | 72 | 70 | 287 | T48 | |
| | | | | | | Total | |

DOLAN, JAY (70.96)

| Year | 1st | 2nd | 3rd | 4th | Total | Finish | Money |
|------|-----|-----|-----|-----|-------|--------|------------|
| 1962 | 71 | 70 | 75 | 70 | 286 | T43 | |
| 1963 | 72 | 71 | 71 | 68 | 282 | T17 | \$800.00 |
| 1964 | 68 | 69 | 71 | 75 | 283 | T53 | |
| 1965 | 71 | 72 | 73 | 68 | 284 | T51 | |
| 1966 | 68 | 68 | 70 | 70 | 276 | T22 | 1,050.00 |
| 1967 | 69 | 70 | 78 | 75 | 292 | T68 | |
| | | | | | | Total | \$1,850.00 |

DOMIAN, STANLEY (75.00)

| Year | 1st | 2nd | 3rd | 4th | Total | Finish | Money |
|------|-----|-----|-----|-----|-------|--------|-------|
| 1955 | 75 | 74 | 76 | 75 | 300 | 64 | |
| | | | | | | Total | |

DONALD, LUKE (68.67)

| Year | 1st | 2nd | 3rd | 4th | Total | Finish | Money |
|------|-----|-----|-----|-----|-------|--------|--------------|
| 2015 | 68 | 68 | 67 | 66 | 269 | T7 | \$199,466.67 |
| 2016 | 71 | 72 | | | 143 | CUT | |
| | | | | | | Total | \$199,466.67 |

DONALD, MIKE (71.30)

| Year | 1st | 2nd | 3rd | 4th | Total | Finish | Money |
|------|-----|-----|-----|-----|-------|--------|-------------|
| 1980 | 72 | 70 | | | 142 | CUT | |
| 1981 | 69 | 71 | | | 140 | CUT | |
| 1982 | 71 | 67 | 68 | 68 | 274 | T44 | \$990.00 |
| 1984 | 73 | 76 | | | 149 | CUT | |
| 1985 | 71 | 71 | | | 142 | T70 | 1,176.00 |
| 1986 | 69 | 68 | 68 | 69 | 274 | T9 | 18,900.00 |
| 1987 | 70 | 72 | 72 | 68 | 282 | T43 | 2,184.00 |
| 1988 | 67 | 70 | 75 | 70 | 282 | T60 | 1,519.00 |
| 1990 | 73 | 69 | | | 142 | CUT | |
| 1991 | 72 | 72 | | | 144 | CUT | |
| 1992 | 70 | 76 | | | 146 | CUT | |
| 1993 | 71 | 70 | 75 | 75 | 291 | T74 | 1,900.00 |
| 1995 | 72 | 77 | | | 149 | CUT | |
| 1996 | 76 | 72 | | | 148 | CUT | |
| 1998 | 74 | 73 | | | 147 | CUT | |
| | | | | | | Total | \$26,669.00 |

DONALDSON, JAMIE

| Year | 1st | 2nd | 3rd | 4th | Total | Finish | Money |
|------|-----|-----|-----|-----|-------|--------|-------|
| 2016 | 75 | 70 | | | 145 | CUT | |
| | | | | | | Total | |

DOSS, JACKIE (74.50)

| Year | 1st | 2nd | 3rd | 4th | Total | Finish | Money |
|------|-----|-----|-----|-----|-------|--------|-------|
| 1967 | 72 | 71 | 75 | 80 | 298 | T72 | |
| | | | | | | Total | |

DOUGHERTY, ED (72.41)

| Year | 1st | 2nd | 3rd | 4th | Total | Finish | Money |
|------|-----|-----|-----|-----|-------|--------|------------|
| 1975 | 69 | 70 | 69 | 77 | 285 | T62 | \$350.00 |
| 1981 | 70 | 71 | | | 141 | CUT | |
| 1982 | 70 | 70 | | | 140 | CUT | |
| 1983 | 71 | 74 | | | 145 | CUT | |
| 1987 | 70 | 71 | 75 | 74 | 290 | 82 | 1,232.00 |
| 1988 | 73 | 69 | | | 142 | CUT | |
| 1990 | 72 | 75 | | | 147 | CUT | |
| 1991 | 74 | 72 | | | 146 | CUT | |
| 1992 | 70 | 77 | | | 147 | CUT | |
| 1993 | 79 | 76 | | | 155 | CUT | |
| 1994 | 71 | 70 | 72 | 69 | 282 | T47 | 3,228.00 |
| 1997 | 80 | | | | 80 | W/D | |
| | | | | | | Total | \$4,810.00 |

DOUGLASS, BRUCE (69.90)

| Year | 1st | 2nd | 3rd | 4th | Total | Finish | Money |
|------|-----|-----|-----|-----|-------|--------|------------|
| 1980 | 74 | 66 | 63 | 72 | 275 | T23 | \$2,528.57 |
| 1981 | 69 | 71 | | | 140 | CUT | |
| 1982 | 74 | 68 | | | 142 | CUT | |
| 1983 | 71 | 71 | | | 142 | CUT | |
| | | | | | | Total | \$2,528.57 |

INDIVIDUAL RESULTS

DOUGLASS, DALE (70.04)

| Year | 1st | 2nd | 3rd | 4th | Total | Finish | Money |
|------|-----|-----|-----|-----|-------|--------|-------------|
| 1964 | 68 | 72 | 67 | 74 | 281 | T32 | \$375.00 |
| 1967 | 69 | 74 | 68 | 68 | 279 | T21 | 953.57 |
| 1968 | 70 | 69 | 72 | 69 | 280 | T24 | 816.67 |
| 1969 | 70 | 68 | 68 | 71 | 277 | T20 | 964.28 |
| 1970 | 74 | 67 | 69 | 70 | 280 | T38 | 462.50 |
| 1971 | 69 | 68 | 72 | 74 | 283 | T66 | 115.79 |
| 1972 | 70 | 69 | 70 | 73 | 282 | T41 | 433.33 |
| 1974 | 69 | 71 | 74 | 67 | 281 | T47 | 526.00 |
| 1977 | 72 | 69 | | | 141 | W/D | |
| 1978 | 66 | 69 | 67 | 66 | 268 | T2 | 16,240.00 |
| 1980 | 71 | 67 | 69 | 71 | 278 | T39 | 1,170.00 |
| 1981 | 72 | 72 | | | 144 | CUT | |
| 1982 | 72 | 70 | | | 142 | CUT | |
| 1983 | 69 | 68 | 71 | 71 | 279 | T43 | 876.60 |
| 1984 | 75 | 72 | | | 147 | CUT | |
| | | | | | | Total | \$22,933.74 |

DOUGLAS, DAVE (70.64)

| Year | 1st | 2nd | 3rd | 4th | Total | Finish | Money |
|------|-----|-----|-----|-----|-------|--------|------------|
| 1952 | 75 | 72 | | | 147 | W/D | |
| 1954 | 73 | 70 | 68 | 66 | 277 | T11 | \$360.00 |
| 1955 | 71 | 70 | 72 | 69 | 282 | T9 | 636.67 |
| 1956 | 75 | 69 | 68 | 71 | 283 | T28 | 41.25 |
| | | | | | | Total | \$1,037.92 |

DOWDALL, JOHN (72.63)

| Year | 1st | 2nd | 3rd | 4th | Total | Finish | Money |
|------|-----|-----|-----|-----|-------|--------|------------|
| 1990 | 76 | 69 | | | 145 | CUT | |
| 1993 | 75 | 77 | | | 152 | CUT | |
| 1997 | 69 | 66 | 70 | 79 | 284 | T73 | \$2,865.00 |
| | | | | | | Total | \$2,865.00 |

DOWNES, BILLY (74.00)

| Year | 1st | 2nd | 3rd | 4th | Total | Finish | Money |
|------|-----|-----|-----|-----|-------|--------|-------|
| 2001 | 70 | 78 | | | 148 | CUT | |
| | | | | | | Total | |

DOYLE, ALLEN (73.75)

| Year | 1st | 2nd | 3rd | 4th | Total | Finish | Money |
|------|-----|-----|-----|-----|-------|--------|-------|
| 1996 | 69 | 77 | | | 146 | CUT | |
| 1997 | 73 | 76 | | | 149 | CUT | |
| | | | | | | Total | |

DOYLE, CLINT (75.50)

| Year | 1st | 2nd | 3rd | 4th | Total | Finish | Money |
|------|-----|-----|-----|-----|-------|--------|-------|
| 1980 | 76 | 75 | | | 151 | CUT | |
| | | | | | | Total | |

DOYLE, MATT (74.25)

| Year | 1st | 2nd | 3rd | 4th | Total | Finish | Money |
|------|-----|-----|-----|-----|-------|--------|-------|
| 1996 | 78 | 76 | | | 154 | CUT | |
| 2005 | 72 | 71 | | | 143 | CUT | |
| | | | | | | Total | |

DRISCOLL, JAMES (68.93)

| Year | 1st | 2nd | 3rd | 4th | Total | Finish | Money |
|------|-----|-----|-----|-----|-------|--------|--------------|
| 2002 | 69 | 72 | 67 | 71 | 279 | T49 | \$9,872.00 |
| 2006 | 73 | 71 | | | 144 | CUT | |
| 2008 | 68 | 75 | | | 143 | CUT | |
| 2009 | 68 | 69 | 68 | 67 | 272 | T34 | 28,400.00 |
| 2010 | 70 | 68 | 69 | 65 | 272 | T27 | 40,800.00 |
| 2011 | 69 | 64 | 64 | 67 | 264 | 5 | 240,000.00 |
| 2012 | 68 | 66 | 66 | 72 | 272 | T18 | 75,600.00 |
| 2013 | 68 | 73 | | | 141 | CUT | |
| 2014 | 73 | 70 | | | 143 | CUT | |
| | | | | | | Total | \$394,672.00 |

DUDEN, BOB (71.50)

| Year | 1st | 2nd | 3rd | 4th | Total | Finish | Money |
|------|-----|-----|-----|-----|-------|--------|----------|
| 1952 | 72 | 67 | 72 | 75 | 286 | T24 | \$165.00 |
| 1956 | 72 | 72 | 70 | 72 | 286 | T44 | |
| | | | | | | Total | \$165.00 |

DUFNER, JASON (70.17)

| Year | 1st | 2nd | 3rd | 4th | Total | Finish | Money |
|------|-----|-----|-----|-----|-------|--------|-------------|
| 2004 | 66 | 70 | 70 | 72 | 278 | T44 | \$13,053.60 |
| 2007 | 71 | 70 | 70 | 74 | 285 | T67 | 12,180.00 |
| 2008 | 67 | 71 | | | 138 | CUT | |
| 2013 | 72 | 69 | | | 141 | CUT | |
| | | | | | | Total | \$25,233.60 |

DUKE, KEN (68.68)

| Year | 1st | 2nd | 3rd | 4th | Total | Finish | Money |
|------|-----|-----|-----|-----|-------|--------|----------------|
| 2004 | 68 | 69 | 70 | 72 | 279 | T49 | \$10,365.60 |
| 2008 | 65 | 66 | 70 | 70 | 271 | T27 | 40,800.00 |
| 2009 | 66 | 76 | | | 142 | CUT | |
| 2012 | 67 | 69 | 73 | 67 | 276 | T47 | 14,584.62 |
| 2013 | 69 | 68 | 65 | 66 | 268 | 1 | 1,098,000.00 |
| 2014 | 65 | 72 | 71 | 68 | 276 | T46 | 17,186.40 |
| 2015 | 69 | 68 | 67 | 66 | 270 | 10 | 147,200.00 |
| 2016 | 73 | 68 | | | 141 | CUT | |
| | | | | | | Total | \$1,328,136.62 |

INDIVIDUAL RESULTS

DUNAKEY, DOUG (70.30)

| Year | 1st | 2nd | 3rd | 4th | Total | Finish | Money |
|------|-----|-----|-----|-----|-------|--------|-------------|
| 1999 | 66 | 69 | 73 | 77 | 285 | T70 | \$4,975.00 |
| 2000 | 72 | 72 | | | 144 | CUT | |
| 2001 | 67 | 65 | 71 | 71 | 274 | T36 | 13,659.37 |
| | | | | | | Total | \$18,634.37 |

DUNAWAY, SKIP (69.75)

| Year | 1st | 2nd | 3rd | 4th | Total | Finish | Money |
|------|-----|-----|-----|-----|-------|--------|------------|
| 1980 | 65 | 73 | 66 | 73 | 277 | T35 | \$1,511.25 |
| 1981 | 71 | 70 | | | 141 | CUT | |
| 1982 | 71 | 69 | | | 140 | CUT | |
| | | | | | | Total | \$1,511.25 |

DUNK, BILLY (70.63)

| Year | 1st | 2nd | 3rd | 4th | Total | Finish | Money |
|------|-----|-----|-----|-----|-------|--------|------------|
| 1962 | 68 | 70 | 72 | 69 | 279 | T13 | \$875.00 |
| 1963 | 74 | 68 | 69 | 75 | 286 | T26 | 365.00 |
| | | | | | | Total | \$1,240.00 |

DUNLAP, SCOTT (70.21)

| Year | 1st | 2nd | 3rd | 4th | Total | Finish | Money |
|------|-----|-----|-----|-----|-------|--------|-------------|
| 1996 | 72 | 71 | 70 | 78 | 291 | T74 | \$2,850.00 |
| 1997 | 71 | 69 | 70 | 67 | 277 | T29 | 9,537.50 |
| 1999 | 74 | 68 | | | 142 | CUT | |
| 2000 | 68 | 68 | 66 | 67 | 269 | T9 | 75,600.00 |
| 2002 | 71 | 71 | | | 142 | CUT | |
| 2012 | 75 | 65 | 73 | | 213 | T84 | 10,140.00 |
| | | | | | | Total | \$98,127.50 |

DUNN, BILL (71.00)

| Year | 1st | 2nd | 3rd | 4th | Total | Finish | Money |
|------|-----|-----|-----|-----|-------|--------|-------|
| 1964 | 71 | 73 | 68 | 72 | 284 | T55 | |
| | | | | | | Total | |

DURANT, JOE (69.31)

| Year | 1st | 2nd | 3rd | 4th | Total | Finish | Money |
|------|-----|-----|-----|-----|-------|--------|--------------|
| 1993 | 73 | 77 | | | 150 | CUT | |
| 1997 | 66 | 69 | 71 | 69 | 275 | T17 | \$21,750.00 |
| 1998 | 70 | 68 | 69 | 65 | 272 | T16 | 31,000.00 |
| 1999 | 68 | 67 | 69 | 70 | 274 | T34 | 12,357.14 |
| 2000 | 67 | 67 | 68 | 70 | 272 | T18 | 34,080.00 |
| 2002 | 68 | 74 | | | 142 | CUT | |
| 2003 | 68 | 69 | 66 | 68 | 271 | T7 | 124,666.67 |
| 2004 | 69 | 69 | 68 | 71 | 277 | T32 | 20,440.00 |
| 2005 | 66 | 73 | 69 | 68 | 276 | T31 | 25,499.00 |
| 2006 | 71 | 69 | 70 | 75 | 285 | T68 | 8,844.00 |
| 2007 | 74 | 72 | | | 146 | CUT | |
| 2008 | 75 | 71 | | | 146 | CUT | |
| 2009 | 67 | 68 | 68 | 72 | 275 | T51 | \$13,965.00 |
| 2010 | 66 | 67 | 70 | 70 | 273 | T34 | \$29,025.00 |
| 2011 | 67 | 68 | 68 | 70 | 273 | T52 | \$14,310.00 |
| 2014 | 64 | 72 | 71 | 67 | 274 | T31 | 32,296.00 |
| | | | | | | Total | \$368,232.81 |

DUVAL, DAVID (70.36)

| Year | 1st | 2nd | 3rd | 4th | Total | Finish | Money |
|------|-----|-----|-----|-----|-------|--------|--------------|
| 1993 | 70 | 72 | 73 | 68 | 283 | T38 | \$3,800.00 |
| 1995 | 74 | 75 | | | 149 | CUT | |
| 1998 | 68 | 65 | 66 | 69 | 268 | T7 | 64,500.00 |
| 1999 | 68 | 66 | 72 | 63 | 269 | T11 | 57,500.00 |
| 2001 | 67 | 66 | 70 | 69 | 272 | T22 | 27,944.28 |
| 2002 | 73 | 71 | | | 144 | CUT | |
| 2003 | 83 | | | | 83 | W/D | |
| 2011 | 70 | 70 | | | 140 | CUT | |
| 2014 | 68 | 83 | | | 151 | CUT | |
| | | | | | | Total | \$153,744.28 |

EAKS, R.W. (71.25)

| Year | 1st | 2nd | 3rd | 4th | Total | Finish | Money |
|------|-----|-----|-----|-----|-------|--------|-------|
| 1980 | 71 | 73 | | | 144 | CUT | |
| 1998 | 71 | 70 | | | 141 | CUT | |
| | | | | | | Total | |

INDIVIDUAL RESULTS

EASTWOOD, BOB (70.17)

| Year | 1st | 2nd | 3rd | 4th | Total | Finish | Money |
|------|-----|-----|-----|-----|-------|--------|-------------|
| 1972 | 71 | 70 | 75 | 73 | 289 | T1 | \$217.39 |
| 1973 | 68 | 69 | 70 | 68 | 275 | T39 | 820.00 |
| 1974 | 70 | 69 | 73 | 71 | 283 | T57 | 400.00 |
| 1975 | 68 | 72 | 72 | 69 | 281 | T45 | 540.00 |
| 1976 | 73 | 68 | 73 | 67 | 281 | T41 | 695.34 |
| 1977 | 69 | 66 | 68 | 69 | 272 | T11 | 4,252.50 |
| 1978 | 68 | 67 | 69 | 68 | 272 | T9 | 4,357.50 |
| 1979 | 68 | 69 | 73 | 71 | 281 | T47 | 761.25 |
| 1980 | 68 | 71 | 67 | 70 | 276 | T30 | 1,863.00 |
| 1981 | 67 | 68 | 70 | 71 | 276 | T55 | 666.00 |
| 1982 | 68 | 66 | 65 | 73 | 272 | T28 | 1,791.81 |
| 1983 | 68 | 67 | 76 | 70 | 281 | T56 | 678.00 |
| 1984 | 71 | 74 | 67 | 72 | 284 | T33 | 2,210.00 |
| 1985 | 75 | 66 | 69 | 65 | 275 | T14 | 10,200.00 |
| 1986 | 70 | 75 | | | 145 | CUT | |
| 1987 | 73 | 70 | | | 143 | CUT | |
| 1989 | 72 | 70 | | | 142 | CUT | |
| 1990 | 67 | 64 | 72 | 72 | 275 | T36 | 4,406.25 |
| 1991 | 80 | 72 | | | 152 | CUT | |
| 1992 | 66 | 69 | 73 | 77 | 285 | T46 | 2,674.28 |
| 1993 | 74 | 74 | | | 148 | CUT | |
| 1994 | 73 | 72 | | | 145 | CUT | |
| | | | | | | Total | \$36,533.32 |

EBBETTS, J. (75.00)

| Year | 1st | 2nd | 3rd | 4th | Total | Finish | Money |
|------|-----|-----|-----|-----|-------|--------|-------|
| 1953 | 74 | 76 | 75 | 75 | 300 | T61 | |
| | | | | | | Total | |

EDWARDS, DANNY (70.52)

| Year | 1st | 2nd | 3rd | 4th | Total | Finish | Money |
|------|-----|-----|-----|-----|-------|--------|-------------|
| 1976 | 74 | 70 | | | 144 | CUT | |
| 1978 | 75 | | | | 75 | W/D | |
| 1979 | 68 | 71 | 70 | 69 | 278 | T32 | \$1,775.00 |
| 1983 | 68 | 70 | 68 | 67 | 273 | T9 | 7,800.00 |
| 1984 | 73 | 71 | 71 | 71 | 286 | T45 | 1,083.55 |
| 1985 | 71 | 71 | | | 142 | T70 | 1,176.00 |
| 1986 | 72 | 73 | | | 145 | CUT | |
| 1988 | 69 | 67 | 69 | 71 | 276 | T28 | 4,865.00 |
| 1989 | 72 | 70 | | | 142 | CUT | |
| 1998 | 71 | 72 | | | 143 | CUT | |
| | | | | | | Total | \$16,699.55 |

EDWARDS, DAVID (69.89)

| Year | 1st | 2nd | 3rd | 4th | Total | Finish | Money |
|------|-----|-----|-----|-----|-------|--------|-------------|
| 1980 | 71 | 73 | | | 144 | CUT | |
| 1982 | 68 | 64 | 67 | 68 | 267 | T9 | \$8,400.00 |
| 1983 | 70 | 70 | | | 140 | CUT | |
| 1985 | 70 | 69 | 70 | 73 | 282 | T50 | 1,461.00 |
| 1986 | 69 | 71 | 71 | 66 | 277 | T24 | 5,810.00 |
| 1990 | 72 | 70 | | | 142 | CUT | |
| 1991 | 67 | 69 | 71 | 68 | 275 | T14 | 16,500.00 |
| 1995 | 69 | 67 | 67 | 69 | 272 | T11 | 26,400.00 |
| 1997 | 73 | 70 | 67 | 73 | 283 | T68 | 3,000.00 |
| 2000 | 73 | 73 | | | 146 | CUT | |
| 2002 | 73 | 74 | | | 147 | CUT | |
| 2003 | 68 | 73 | | | 141 | CUT | |
| | | | | | | Total | \$61,571.00 |

EDWARDS, GREG (70.00)

| Year | 1st | 2nd | 3rd | 4th | Total | Finish | Money |
|------|-----|-----|-----|-----|-------|--------|----------|
| 1973 | 68 | 69 | 72 | 71 | 280 | T62 | \$355.00 |
| | | | | | | Total | \$355.00 |

EDWARDS, JERRY (69.50)

| Year | 1st | 2nd | 3rd | 4th | Total | Finish | Money |
|------|-----|-----|-----|-----|-------|--------|------------|
| 1964 | 71 | 66 | 71 | 68 | 276 | T8 | \$1,750.00 |
| 1965 | 69 | 73 | 67 | 71 | 280 | T21 | 777.77 |
| | | | | | | Total | \$2,527.77 |

EDWARDS, JOEL (70.47)

| Year | 1st | 2nd | 3rd | 4th | Total | Finish | Money |
|------|-----|-----|-----|-----|-------|--------|--------------|
| 1989 | 73 | 69 | | | 142 | CUT | |
| 1990 | 73 | 70 | | | 143 | CUT | |
| 1991 | 69 | 70 | 71 | 70 | 280 | T42 | \$3,072.00 |
| 1994 | 75 | 74 | | | 149 | CUT | |
| 1995 | 75 | 73 | | | 148 | CUT | |
| 1996 | 70 | 70 | 68 | 68 | 276 | T6 | 52,125.00 |
| 1997 | 77 | 74 | | | 151 | CUT | |
| 2000 | 71 | 67 | 70 | 70 | 278 | T58 | 6,076.00 |
| 2001 | 73 | 67 | 66 | 70 | 276 | T45 | 9,076.80 |
| 2002 | 68 | 71 | 68 | 63 | 270 | T5 | 152,000.00 |
| 2003 | 69 | 70 | 71 | 73 | 283 | T63 | 8,400.00 |
| | | | | | | Total | \$230,749.80 |

EGER, DAVID (70.17)

| Year | 1st | 2nd | 3rd | 4th | Total | Finish | Money |
|------|-----|-----|-----|-----|-------|--------|----------|
| 1980 | 72 | 67 | 70 | 72 | 281 | T57 | \$663.00 |
| 1981 | 70 | 70 | | | 140 | CUT | |
| | | | | | | Total | \$663.00 |

INDIVIDUAL RESULTS

EGGERS, BILL (71.00)

| Year | 1st | 2nd | 3rd | 4th | Total | Finish | Money |
|------|-----|-----|-----|-----|-------|--------|----------|
| 1960 | 70 | 70 | 72 | 72 | 284 | T37 | |
| 1962 | 72 | 74 | 66 | 72 | 284 | T33 | \$190.00 |
| | | | | | | Total | \$190.00 |

EICHELBERGER, DAVE (71.24)

| Year | 1st | 2nd | 3rd | 4th | Total | Finish | Money |
|------|-----|-----|-----|-----|-------|--------|-------------|
| 1967 | 69 | 70 | 76 | 71 | 286 | T52 | |
| 1968 | 76 | 73 | | | 149 | CUT | |
| 1969 | 70 | 71 | 68 | 69 | 278 | T27 | \$725.00 |
| 1973 | 68 | 68 | 64 | 69 | 269 | T13 | 3,600.00 |
| 1974 | 73 | 69 | | | 142 | CUT | |
| 1975 | 72 | 76 | | | 148 | CUT | |
| 1976 | 75 | | | | 75 | DQ | |
| 1979 | 69 | 71 | 67 | 66 | 273 | T10 | 7,200.00 |
| 1981 | 74 | 71 | | | 145 | CUT | |
| 1983 | 72 | 72 | | | 144 | CUT | |
| 1984 | 72 | 74 | | | 146 | CUT | |
| 1985 | 73 | 71 | | | 144 | CUT | |
| 1986 | 69 | 69 | 73 | 69 | 280 | T43 | 2,045.40 |
| 1987 | 75 | 77 | | | 152 | CUT | |
| 1988 | 73 | 66 | 67 | 74 | 280 | T51 | 1,657.60 |
| 1990 | 74 | 68 | | | 142 | CUT | |
| 1993 | 78 | 75 | | | 153 | CUT | |
| | | | | | | Total | \$15,228.00 |

ELDER, BRAD (71.14)

| Year | 1st | 2nd | 3rd | 4th | Total | Finish | Money |
|------|-----|-----|-----|-----|-------|--------|------------|
| 1998 | 72 | 68 | | | 140 | CUT | |
| 2000 | 70 | 74 | | | 144 | CUT | |
| 2001 | 70 | 74 | | | 144 | CUT | |
| 2002 | 72 | 68 | 72 | 72 | 284 | T69 | \$8,000.00 |
| 2003 | 76 | 70 | | | 146 | CUT | |
| 2008 | 72 | 66 | | | 138 | CUT | |
| | | | | | | Total | \$8,000.00 |

ELDER, LEE (68.67)

| Year | 1st | 2nd | 3rd | 4th | Total | Finish | Money |
|------|-----|-----|-----|-----|-------|--------|-------------|
| 1969 | 70 | 71 | 65 | 69 | 275 | T13 | \$1,700.00 |
| 1970 | 70 | 67 | 72 | 68 | 277 | T21 | 902.86 |
| 1971 | 70 | 71 | 74 | 70 | 285 | T75 | 115.79 |
| 1972 | 64 | 69 | 69 | 67 | 269 | 2 | 14,300.00 |
| 1973 | 67 | 68 | 67 | 64 | 266 | T3 | 9,750.00 |
| 1976 | 72 | 67 | 71 | 70 | 280 | T33 | 1,063.13 |
| 1977 | 64 | 67 | 67 | 72 | 270 | T6 | 6,825.00 |
| 1978 | 67 | 68 | 66 | 67 | 268 | T2 | 16,240.00 |
| 1979 | 69 | 71 | 68 | 68 | 276 | T20 | 3,026.25 |
| 1980 | 71 | 70 | | | 141 | CUT | |
| 1981 | 68 | 68 | 67 | 67 | 270 | T15 | 4,357.50 |
| 1982 | 69 | 69 | 70 | 68 | 276 | T54 | 681.00 |
| 1983 | 72 | 71 | | | 143 | CUT | |
| | | | | | | Total | \$58,961.53 |

ELKINGTON, STEVE (69.90)

| Year | 1st | 2nd | 3rd | 4th | Total | Finish | Money |
|------|-----|-----|-----|-----|-------|--------|-------------|
| 1987 | 74 | 73 | | | 147 | CUT | |
| 1990 | 65 | 71 | 70 | 69 | 275 | T36 | \$4,406.25 |
| 1994 | 66 | 73 | 75 | 73 | 287 | T64 | 2,532.00 |
| 2000 | 71 | 67 | 64 | 73 | 275 | T44 | 8,960.00 |
| 2001 | 68 | 72 | 69 | 71 | 280 | T67 | 6,231.00 |
| 2002 | 70 | 71 | 72 | 67 | 280 | T54 | 9,000.00 |
| 2005 | 72 | 72 | | | 144 | CUT | |
| 2006 | 72 | 69 | | | 141 | CUT | |
| 2007 | 70 | 72 | | | 142 | CUT | |
| 2008 | 70 | 64 | 66 | 71 | 271 | T27 | 40,800.00 |
| 2009 | 69 | 68 | | | 137 | W/D | |
| 2010 | 66 | 67 | 73 | 69 | 275 | T47 | 16,140.00 |
| 2011 | 71 | 69 | | | 140 | CUT | |
| | | | | | | Total | \$88,069.25 |

ELLIOTT, JOHN (73.44)

| Year | 1st | 2nd | 3rd | 4th | Total | Finish | Money |
|------|-----|-----|-----|-----|-------|--------|------------|
| 1992 | 86 | 73 | | | 159 | W/D | |
| 1993 | 75 | 74 | | | 149 | CUT | |
| 1994 | 72 | 69 | 71 | 71 | 283 | T51 | \$2,862.00 |
| 1996 | 73 | 77 | | | 150 | CUT | |
| 1997 | 74 | 71 | | | 145 | CUT | |
| 1999 | 71 | 69 | | | 140 | CUT | |
| 2005 | 73 | 76 | | | 149 | CUT | |
| | | | | | | Total | \$2,862.00 |

ELLIOTT, TIM (73.50)

| Year | 1st | 2nd | 3rd | 4th | Total | Finish | Money |
|------|-----|-----|-----|-----|-------|--------|-------|
| 1995 | 75 | 72 | | | 147 | CUT | |
| | | | | | | Total | |

INDIVIDUAL RESULTS

ELLIS, DANNY (70.93)

| Year | 1st | 2nd | 3rd | 4th | Total | Finish | Money |
|------|-----|-----|-----|-----|-------|--------|-------------|
| 2001 | 72 | 75 | | | 147 | CUT | |
| 2002 | 71 | 67 | 70 | 70 | 278 | T39 | \$14,416.00 |
| 2003 | 68 | 70 | 68 | 73 | 279 | T42 | 14,000.00 |
| 2004 | 74 | 71 | | | 145 | CUT | |
| 2006 | 70 | 74 | | | 144 | CUT | |

Total \$28,416.00

ELLIS, WES (69.25)

| Year | 1st | 2nd | 3rd | 4th | Total | Finish | Money |
|------|-----|-----|-----|-----|-------|--------|-----------|
| 1955 | 73 | 73 | 69 | 72 | 287 | T28 | \$82.50 |
| 1958 | 68 | 72 | 63 | 69 | 272 | 4 | 1,500.00 |
| 1959 | 66 | 71 | 72 | 71 | 280 | T11 | 825.00 |
| 1960 | 70 | 70 | 63 | 74 | 277 | T7 | 987.50 |
| 1963 | 66 | 67 | 71 | 71 | 275 | 3 | 2,500.00 |
| 1966 | 65 | 65 | 68 | 70 | 268 | 2 | 12,000.00 |
| 1968 | 69 | 71 | 72 | 68 | 280 | T24 | 816.67 |

Total \$18,711.67

ELLSWORTH, KEN (71.00)

| Year | 1st | 2nd | 3rd | 4th | Total | Finish | Money |
|------|-----|-----|-----|-----|-------|--------|----------|
| 1972 | 71 | 68 | 73 | 72 | 284 | T52 | \$217.39 |

Total \$217.39

ELS, ERNIE (68.90)

| Year | 1st | 2nd | 3rd | 4th | Total | Finish | Money |
|------|-----|-----|-----|-----|-------|--------|--------------|
| 2002 | 69 | 70 | 69 | 64 | 272 | T10 | \$100,000.00 |
| 2015 | 66 | 76 | | | 142 | CUT | |
| 2016 | 72 | 67 | 70 | 67 | 276 | T47 | 16,573.34 |

Total \$116,573.34

EMMONS, BILLY (72.94)

| Year | 1st | 2nd | 3rd | 4th | Total | Finish | Money |
|------|-----|-----|-----|-----|-------|--------|-------|
| 1957 | 75 | 71 | 74 | 75 | 295 | T58 | |
| 1960 | 71 | 72 | 75 | 76 | 294 | T64 | |
| 1963 | 71 | 72 | 76 | 77 | 296 | T71 | |
| 1966 | 70 | 67 | 74 | 71 | 282 | T59 | |

Total

ENGLER, JR., JOHN (74.00)

| Year | 1st | 2nd | 3rd | 4th | Total | Finish | Money |
|------|-----|-----|-----|-----|-------|--------|-------|
| 2006 | 72 | 76 | | | 148 | CUT | |

Total

ENGLISH, HARRIS (68.68)

| Year | 1st | 2nd | 3rd | 4th | Total | Finish | Money |
|------|-----|-----|-----|-----|-------|--------|-------------|
| 2012 | 69 | 71 | 67 | 72 | 279 | T64 | \$12,600.00 |
| 2013 | 72 | 67 | 69 | 70 | 278 | T43 | 19,626.00 |
| 2014 | 66 | 64 | 72 | 67 | 269 | T7 | 186,775.00 |
| 2015 | 64 | 71 | 67 | 71 | 273 | T25 | 41,234.29 |

Total \$260,235.29

ENNIS, JOE (79.50)

| Year | 1st | 2nd | 3rd | 4th | Total | Finish | Money |
|------|-----|-----|-----|-----|-------|--------|-------|
| 1991 | 83 | 76 | | | 159 | W/D | |

Total

ERICKSON, BOB (70.88)

| Year | 1st | 2nd | 3rd | 4th | Total | Finish | Money |
|------|-----|-----|-----|-----|-------|--------|----------|
| 1971 | 68 | 70 | 74 | 73 | 285 | T75 | \$115.00 |
| 1975 | 71 | 70 | 73 | 68 | 282 | T54 | 445.00 |

Total \$560.00

ERNST, DEREK (69.58)

| Year | 1st | 2nd | 3rd | 4th | Total | Finish | Money |
|------|-----|-----|-----|-----|-------|--------|-------------|
| 2013 | 73 | 69 | | | 142 | CUT | |
| 2014 | 70 | 72 | | | 142 | CUT | |
| 2015 | 68 | 67 | 67 | 74 | 276 | T54 | \$14,528.00 |
| 2016 | 68 | 69 | 70 | 68 | 275 | T38 | 25,740.00 |

Total \$40,268.00

ERSKINE, RANDY (71.25)

| Year | 1st | 2nd | 3rd | 4th | Total | Finish | Money |
|------|-----|-----|-----|-----|-------|--------|-------|
| 1977 | 68 | 71 | 76 | 70 | 285 | T76 | |

Total

ESSIG, DON (72.13)

| Year | 1st | 2nd | 3rd | 4th | Total | Finish | Money |
|------|-----|-----|-----|-----|-------|--------|-------|
| 1961 | 71 | 70 | 72 | 73 | 286 | T57 | |
| 1963 | 74 | 72 | 74 | 71 | 291 | T55 | |

Total

ESTES, BOB (69.50)

| Year | 1st | 2nd | 3rd | 4th | Total | Finish | Money |
|------|-----|-----|-----|-----|-------|--------|-------------|
| 1992 | 68 | 69 | 68 | 72 | 277 | T5 | \$36,500.00 |
| 1993 | 74 | 73 | | | 147 | CUT | |
| 1995 | 64 | 72 | 68 | 67 | 271 | T8 | 34,800.00 |
| 1996 | 71 | 70 | 69 | 73 | 283 | T37 | 6,300.00 |
| 1999 | 69 | 69 | 70 | 71 | 279 | T58 | 5,550.00 |
| 2008 | 69 | 68 | 64 | 71 | 272 | T34 | 32,400.00 |

Total \$115,550.00

INDIVIDUAL RESULTS

ESTES, JIM (69.50)

| Year | 1st | 2nd | 3rd | 4th | Total | Finish | Money |
|------|-----|-----|-----|-----|-------|--------|------------|
| 1998 | 67 | 70 | 69 | 72 | 278 | T56 | \$4,460.00 |
| | | | | | | Total | \$4,460.00 |

EUBANK, TOM (74.50)

| Year | 1st | 2nd | 3rd | 4th | Total | Finish | Money |
|------|-----|-----|-----|-----|-------|--------|-------|
| 1990 | 74 | 75 | | | 149 | CUT | |
| | | | | | | Total | |

EVANS, MAX (70.63)

| Year | 1st | 2nd | 3rd | 4th | Total | Finish | Money |
|------|-----|-----|-----|-----|-------|--------|------------|
| 1952 | 74 | 73 | 73 | 66 | 286 | T24 | \$165.00 |
| 1953 | 68 | 71 | 69 | 65 | 273 | T3 | 1,100.00 |
| 1954 | 70 | 73 | 71 | 75 | 289 | T50 | |
| 1955 | 73 | 68 | 71 | 70 | 282 | T9 | 636.67 |
| | | | | | | Total | \$1,901.67 |

EVANS, TOM (69.00)

| Year | 1st | 2nd | 3rd | 4th | Total | Finish | Money |
|------|-----|-----|-----|-----|-------|--------|------------|
| 1973 | 69 | 71 | 66 | 66 | 272 | T23 | \$1,653.34 |
| 1974 | 73 | 68 | 69 | 70 | 280 | T44 | 660.00 |
| | | | | | | Total | \$2,313.34 |

EVANS, TONY (72.25)

| Year | 1st | 2nd | 3rd | 4th | Total | Finish | Money |
|------|-----|-----|-----|-----|-------|--------|-------|
| 1966 | 74 | 68 | 75 | 72 | 289 | T4 | |
| | | | | | | Total | |

EVERY, MATTHEW (71.08)

| Year | 1st | 2nd | 3rd | 4th | Total | Finish | Money |
|------|-----|-----|-----|-----|-------|--------|-------------|
| 2006 | 75 | 69 | | | 144 | CUT | |
| 2007 | 74 | 76 | | | 150 | CUT | |
| 2010 | 69 | 67 | 68 | 69 | 273 | T34 | \$29,025.00 |
| 2013 | 72 | 74 | | | 146 | CUT | |
| 2015 | 68 | 72 | | | 140 | CUT | |
| | | | | | | Total | \$29,025.00 |

EWING, JACK (69.45)

| Year | 1st | 2nd | 3rd | 4th | Total | Finish | Money |
|------|-----|-----|-----|-----|-------|--------|------------|
| 1971 | 65 | 67 | 70 | 68 | 270 | T4 | \$4,290.00 |
| 1972 | 67 | 69 | 73 | 69 | 278 | T18 | 1,351.88 |
| 1973 | 71 | 68 | 66 | 67 | 272 | T23 | 1,653.33 |
| 1974 | 69 | 68 | 74 | 73 | 284 | T64 | 345.00 |
| 1976 | 69 | 73 | 70 | 73 | 285 | T57 | 430.60 |
| | | | | | | Total | \$8,070.81 |

EZINICKI, BILL (72.05)

| Year | 1st | 2nd | 3rd | 4th | Total | Finish | Money |
|------|-----|-----|-----|-----|-------|--------|----------|
| 1952 | 75 | 72 | 71 | 75 | 293 | T45 | |
| 1953 | 73 | 73 | 70 | 75 | 291 | T48 | |
| 1954 | 70 | 70 | 74 | 73 | 287 | T43 | |
| 1958 | 71 | 71 | 71 | 66 | 279 | T20 | \$350.00 |
| 1963 | 72 | 71 | 72 | 76 | 291 | T55 | |
| | | | | | | Total | \$350.00 |

FABEL, BRAD (70.19)

| Year | 1st | 2nd | 3rd | 4th | Total | Finish | Money |
|------|-----|-----|-----|-----|-------|--------|-------------|
| 1985 | 72 | 69 | 75 | 72 | 288 | T62 | \$1,290.00 |
| 1986 | 69 | 74 | | | 143 | CUT | |
| 1987 | 72 | 71 | | | 143 | CUT | |
| 1990 | 67 | 65 | 67 | 70 | 269 | T2 | 66,000.00 |
| 1991 | 73 | 70 | | | 143 | CUT | |
| 1992 | 70 | 71 | 74 | 75 | 290 | T73 | 1,910.00 |
| 1997 | 72 | 69 | 66 | 69 | 276 | T21 | 14,081.25 |
| 1998 | 66 | 74 | | | 140 | CUT | |
| 1999 | 69 | 67 | 71 | 68 | 275 | T41 | 9,250.00 |
| 2000 | 67 | 70 | 71 | 71 | 279 | T66 | 5,656.00 |
| | | | | | | Total | \$98,187.25 |

FADEL, ALAN (71.50)

| Year | 1st | 2nd | 3rd | 4th | Total | Finish | Money |
|------|-----|-----|-----|-----|-------|--------|-------|
| 1980 | 73 | 70 | | | 143 | CUT | |
| | | | | | | Total | |

FAIRFIELD, DON (70.77)

| Year | 1st | 2nd | 3rd | 4th | Total | Finish | Money |
|------|-----|-----|-----|-----|-------|--------|------------|
| 1955 | 71 | 73 | 67 | 73 | 284 | T15 | \$338.33 |
| 1956 | 69 | 77 | 63 | 66 | 275 | T3 | 1,116.67 |
| 1957 | 71 | 71 | 70 | 68 | 280 | T15 | 490.00 |
| 1958 | 68 | 71 | 73 | 69 | 281 | T31 | 115.00 |
| 1959 | 74 | 69 | 75 | 71 | 289 | T48 | |
| 1960 | 66 | 74 | 69 | 72 | 281 | T20 | 330.00 |
| 1962 | 70 | 74 | 74 | | 218 | W/D | |
| 1963 | 71 | 71 | 72 | 72 | 286 | T26 | 365.00 |
| | | | | | | Total | \$2,755.00 |

FALDO, NICK (69.50)

| Year | 1st | 2nd | 3rd | 4th | Total | Finish | Money |
|------|-----|-----|-----|-----|-------|--------|------------|
| 2001 | 66 | 73 | 72 | 67 | 278 | T55 | \$6,975.00 |
| | | | | | | Total | \$6,975.00 |

INDIVIDUAL RESULTS

FARLOW, SAM (71.25)

| Year | 1st | 2nd | 3rd | 4th | Total | Finish | Money |
|------|-----|-----|-----|-----|-------|--------------|----------|
| 1976 | 74 | 68 | 69 | 74 | 285 | T57 Total | \$430.60 |

FARMER, PAUL (71.75)

| Year | 1st | 2nd | 3rd | 4th | Total | Finish | Money |
|------|-----|-----|-----|-----|-------|--------------|-------|
| 1960 | 72 | 71 | 71 | 73 | 287 | T53 Total | |

FARRELL, BILLY (71.75)

| Year | 1st | 2nd | 3rd | 4th | Total | Finish | Money |
|------|-----|-----|-----|-----|-------|--------------|-------|
| 1962 | 72 | 70 | 74 | 71 | 287 | T48 Total | |

FARROW, GREG (76.75)

| Year | 1st | 2nd | 3rd | 4th | Total | Finish | Money |
|------|-----|-----|-----|-----|-------|--------------|-------|
| 1984 | 77 | 84 | | | 161 | CUT | |
| 1988 | 75 | 71 | | | 146 | CUT Total | |

FASTH, NICLAS (71.00)

| Year | 1st | 2nd | 3rd | 4th | Total | Finish | Money |
|------|-----|-----|-----|-----|-------|--------------|-------|
| 2004 | 69 | 73 | | | 142 | CUT Total | |

FATHAUER, DEREK (70.50)

| Year | 1st | 2nd | 3rd | 4th | Total | Finish | Money |
|------|-----|-----|-----|-----|-------|--------------|-------|
| 2009 | 71 | 70 | | | 141 | CUT | |
| 2015 | 70 | 71 | | | 141 | CUT | |
| 2016 | 73 | 68 | | | 141 | CUT Total | |

FAXON, BRAD (70.24)

| Year | 1st | 2nd | 3rd | 4th | Total | Finish | Money |
|------|-----|-----|-----|-----|-------|--------------|----------------|
| 1983 | 69 | 74 | | | 143 | CUT | |
| 1984 | 70 | 70 | 73 | 75 | 288 | T63 | \$844.00 |
| 1985 | 72 | 67 | 71 | 71 | 281 | T45 | 1,756.80 |
| 1986 | 70 | 72 | 69 | 76 | 287 | 72 | 1,372.00 |
| 1987 | 70 | 72 | 69 | 71 | 282 | T43 | 2,184.00 |
| 1988 | 65 | 69 | 69 | 69 | 272 | T8 | 19,600.00 |
| 1989 | 68 | 74 | | | 142 | CUT | |
| 1990 | 70 | 70 | | | 140 | CUT | |
| 1991 | 69 | 70 | 70 | 68 | 277 | T24 | 8,300.00 |
| 1992 | 73 | 74 | | | 147 | CUT | |
| 1993 | 67 | 71 | 75 | 66 | 279 | T16 | 15,500.00 |
| 1994 | 71 | 69 | 64 | 72 | 276 | T15 | 19,200.00 |
| 1995 | 74 | 67 | 71 | 71 | 283 | T66 | 2,448.00 |
| 1996 | 68 | 70 | 71 | 68 | 277 | 8 | 46,500.00 |
| 1997 | 67 | 71 | 69 | 73 | 280 | T53 | 3,408.75 |
| 1998 | 68 | 70 | 74 | 66 | 278 | T56 | 4,460.00 |
| 2000 | 65 | 68 | 71 | 70 | 274 | T32 | 13,626.67 |
| 2001 | 72 | 72 | | | 144 | CUT | |
| 2002 | 74 | 66 | 69 | 73 | 282 | T63 | 8,400.00 |
| 2003 | 67 | 73 | 72 | 66 | 278 | T36 | 18,433.34 |
| 2004 | 69 | 68 | 70 | 67 | 274 | T13 | 69,825.00 |
| 2005 | 69 | 71 | 65 | 61 | 266 | 1 | 774,000.00 |
| 2006 | 74 | 71 | | | 145 | CUT | |
| 2007 | 65 | 74 | 70 | 69 | 278 | T33 | 33,900.00 |
| 2009 | 74 | 65 | | | 139 | CUT | |
| 2010 | 75 | 73 | | | 148 | CUT | |
| 2011 | 72 | 73 | | | 145 | CUT | |
| 2012 | 76 | 76 | | | 152 | CUT | |
| 2013 | 69 | 77 | | | 146 | CUT Total | \$1,043,758.56 |

FAZIO, GEORGE (70.00)

| Year | 1st | 2nd | 3rd | 4th | Total | Finish | Money |
|------|-----|-----|-----|-----|-------|--------|----------|
| 1954 | 75 | 71 | 67 | 68 | 281 | T22 | \$180.00 |
| 1957 | 71 | 69 | 70 | 69 | 279 | T10 | 670.00 |

FEATHER, RANDY (69.75)

| Year | 1st | 2nd | 3rd | 4th | Total | Finish | Money |
|------|-----|-----|-----|-----|-------|--------------|----------|
| 1975 | 70 | 72 | 68 | 69 | 279 | T34 Total | \$988.57 |

FEHERTY, DAVID (69.75)

| Year | 1st | 2nd | 3rd | 4th | Total | Finish | Money |
|------|-----|-----|-----|-----|-------|--------------|------------|
| 1994 | 73 | 68 | 69 | 69 | 279 | T26 Total | \$8,520.00 |

INDIVIDUAL RESULTS

FEHR, RICK (70.42)

| Year | 1st | 2nd | 3rd | 4th | Total | Finish | Money |
|------|-----|-----|-----|-----|-------|--------|--------------|
| 1985 | 77 | 71 | | | 148 | CUT | |
| 1987 | 75 | 74 | | | 149 | CUT | |
| 1989 | 71 | 67 | 65 | 70 | 273 | T12 | \$22,000.00 |
| 1990 | 73 | 69 | | | 142 | CUT | |
| 1991 | 68 | 67 | 66 | 70 | 271 | T2 | 88,000.00 |
| 1992 | 66 | 72 | 69 | 73 | 280 | T15 | 14,525.00 |
| 1993 | 75 | 72 | | | 147 | CUT | |
| 1994 | 71 | 75 | | | 146 | CUT | |
| 1996 | 69 | 73 | 69 | 71 | 282 | T30 | 8,914.28 |
| 1997 | 72 | 68 | 70 | 65 | 275 | T17 | 21,750.00 |
| 1998 | 70 | | | | 70 | DQ | |
| 1999 | 70 | 71 | | | 141 | CUT | |
| | | | | | | Total | \$155,189.28 |

FEMINELLI, AL (72.75)

| Year | 1st | 2nd | 3rd | 4th | Total | Finish | Money |
|------|-----|-----|-----|-----|-------|--------|-------|
| 1963 | 71 | 73 | 76 | 71 | 291 | T55 | |
| | | | | | | Total | |

FERENZ, JACK (71.60)

| Year | 1st | 2nd | 3rd | 4th | Total | Finish | Money |
|------|-----|-----|-----|-----|-------|--------|------------|
| 1980 | 72 | 70 | | | 142 | CUT | |
| 1982 | 72 | 71 | | | 143 | CUT | |
| 1984 | 73 | 77 | | | 150 | CUT | |
| 1990 | 69 | 70 | 71 | 71 | 281 | T68 | \$2,030.00 |
| | | | | | | Total | \$2,030.00 |

FERGUS, KEITH (70.28)

| Year | 1st | 2nd | 3rd | 4th | Total | Finish | Money |
|------|-----|-----|-----|-----|-------|--------|-------------|
| 1979 | 66 | 69 | 71 | 68 | 274 | T14 | \$5,250.00 |
| 1980 | 70 | 69 | 65 | 70 | 274 | T17 | 4,060.00 |
| 1981 | 70 | 69 | 66 | 71 | 276 | T55 | 666.00 |
| 1984 | 69 | 76 | 70 | 71 | 286 | T45 | 1,083.56 |
| 1985 | 73 | 72 | | | 145 | CUT | |
| 1986 | 71 | 71 | 69 | 70 | 281 | T53 | 1,612.80 |
| 1995 | 71 | 75 | | | 146 | CUT | |
| 1996 | 73 | 70 | 75 | 73 | 291 | T74 | 2,850.00 |
| 1997 | 70 | 70 | 69 | 73 | 282 | T66 | 3,105.00 |
| 1998 | 69 | 68 | 68 | 70 | 275 | T31 | 11,860.00 |
| | | | | | | Total | \$30,487.36 |

FERGUSON, BEN (71.50)

| Year | 1st | 2nd | 3rd | 4th | Total | Finish | Money |
|------|-----|-----|-----|-----|-------|--------|-------|
| 2001 | 71 | 72 | | | 143 | CUT | |
| | | | | | | Total | |

FERNANDEZ-CASTANO, GONZALO (68.75)

| Year | 1st | 2nd | 3rd | 4th | Total | Finish | Money |
|------|-----|-----|-----|-----|-------|--------|-------------|
| 2013 | 70 | 71 | | | 141 | CUT | |
| 2014 | 68 | 68 | 71 | 66 | 273 | T26 | \$45,880.00 |
| 2015 | 68 | 71 | | | 139 | CUT | |
| | | | | | | Total | \$45,880.00 |

FERREE, JIM (70.18)

| Year | 1st | 2nd | 3rd | 4th | Total | Finish | Money |
|------|-----|-----|-----|-----|-------|--------|------------|
| 1957 | 69 | 68 | 71 | 75 | 283 | T31 | \$25.00 |
| 1961 | 69 | 66 | 71 | 70 | 276 | T9 | 1,016.67 |
| 1962 | 72 | 72 | 69 | 66 | 279 | T13 | 875.00 |
| 1963 | 71 | 66 | 76 | 75 | 288 | T42 | 85.00 |
| 1964 | 66 | 68 | 74 | 70 | 278 | T15 | 872.22 |
| 1965 | 70 | 72 | 71 | 69 | 282 | T37 | 350.00 |
| 1966 | 72 | 69 | 73 | 65 | 279 | T38 | 481.67 |
| | | | | | | Total | \$3,705.56 |

FERRELL, GENE (70.25)

| Year | 1st | 2nd | 3rd | 4th | Total | Finish | Money |
|------|-----|-----|-----|-----|-------|--------|----------|
| 1970 | 71 | 67 | 72 | 71 | 281 | T42 | \$286.66 |
| | | | | | | Total | \$286.66 |

FERRIE, KENNETH (69.50)

| Year | 1st | 2nd | 3rd | 4th | Total | Finish | Money |
|------|-----|-----|-----|-----|-------|--------|-------|
| 2008 | 68 | 71 | | | 139 | CUT | |
| | | | | | | Total | |

FERRIELL, JAMES (68.00)

| Year | 1st | 2nd | 3rd | 4th | Total | Finish | Money |
|------|-----|-----|-----|-----|-------|--------|------------|
| 1973 | 67 | 67 | 70 | 68 | 272 | T23 | \$1,653.33 |
| | | | | | | Total | \$1,653.33 |

FERRIER, JIM (69.92)

| Year | 1st | 2nd | 3rd | 4th | Total | Finish | Money |
|------|-----|-----|-----|-----|-------|--------|------------|
| 1952 | 73 | 72 | 70 | 72 | 287 | T29 | \$120.00 |
| 1953 | 66 | 67 | 69 | 68 | 270 | 2 | 1,800.00 |
| 1961 | 68 | 74 | 70 | 70 | 282 | T38 | |
| | | | | | | Total | \$1,920.00 |

INDIVIDUAL RESULTS

FETCHICK, MIKE (70.78)

| Year | 1st | 2nd | 3rd | 4th | Total | Finish | Money |
|------|-----|-----|-----|-----|-------|--------|------------|
| 1954 | 73 | 72 | 73 | 73 | 291 | T60 | |
| 1955 | 68 | 76 | 72 | 71 | 287 | T28 | \$82.50 |
| 1956 | 69 | 70 | 72 | 68 | 279 | T15 | 367.50 |
| 1957 | 72 | 65 | 71 | 72 | 280 | T15 | 490.00 |
| 1958 | 68 | 73 | 72 | 74 | 287 | T51 | |
| 1966 | 72 | 70 | 68 | 70 | 280 | T44 | 265.72 |
| 1968 | 69 | 70 | 73 | 66 | 278 | T14 | 1,800.00 |
| 1970 | 69 | 67 | 71 | 76 | 283 | T56 | 173.92 |
| | | | | | | Total | \$3,179.64 |

FEZLER, FORREST (70.08)

| Year | 1st | 2nd | 3rd | 4th | Total | Finish | Money |
|------|-----|-----|-----|-----|-------|--------|------------|
| 1972 | 71 | 68 | 72 | 73 | 284 | T52 | \$217.39 |
| 1973 | 69 | 70 | 70 | 69 | 278 | T57 | 420.00 |
| 1974 | 69 | 70 | 68 | 74 | 281 | T47 | 526.00 |
| 1977 | 70 | 70 | 68 | 68 | 276 | T25 | 1,585.50 |
| 1979 | 68 | 69 | 72 | 70 | 279 | T35 | 1,511.25 |
| 1983 | 69 | 69 | 74 | 70 | 282 | T59 | 660.00 |
| 1988 | 69 | 73 | | | 142 | CUT | |
| | | | | | | Total | \$4,920.14 |

FINAU, TONY (68.25)

| Year | 1st | 2nd | 3rd | 4th | Total | Finish | Money |
|------|-----|-----|-----|-----|-------|--------|-------------|
| 2015 | 68 | 69 | 66 | 70 | 273 | T25 | \$41,234.29 |
| 2016 | 69 | 68 | 69 | 67 | 273 | T25 | 47,226.67 |
| | | | | | | Total | \$88,460.96 |

FINGER, SHERMAN (72.50)

| Year | 1st | 2nd | 3rd | 4th | Total | Finish | Money |
|------|-----|-----|-----|-----|-------|--------|----------|
| 1972 | 70 | 71 | 72 | 77 | 290 | T2 | \$217.39 |
| | | | | | | Total | \$217.39 |

FINSTERWALD, DOW (69.78)

| Year | 1st | 2nd | 3rd | 4th | Total | Finish | Money |
|------|-----|-----|-----|-----|-------|--------|------------|
| 1952 | 73 | 73 | 71 | 67 | 284 | T14 | \$264.00 |
| 1955 | 70 | 72 | 68 | 71 | 281 | 8 | 800.00 |
| 1956 | 74 | 64 | 71 | 69 | 278 | T12 | 500.00 |
| 1957 | 70 | 67 | 72 | 67 | 276 | T4 | 1,100.00 |
| 1958 | 68 | 66 | 69 | 68 | 271 | T2 | 2,050.00 |
| 1959 | 73 | 69 | 71 | 74 | 287 | T35 | 44.29 |
| 1960 | 67 | 67 | 70 | 73 | 277 | T7 | 987.50 |
| 1961 | 73 | 67 | 70 | 69 | 279 | T17 | 570.00 |
| | | | | | | Total | \$6,315.79 |

FIORI, ED (70.86)

| Year | 1st | 2nd | 3rd | 4th | Total | Finish | Money |
|------|-----|-----|-----|-----|-------|--------|-------------|
| 1979 | 69 | 71 | 68 | 69 | 277 | T28 | \$2,085.00 |
| 1980 | 72 | 72 | | | 144 | CUT | |
| 1985 | 74 | 69 | | | 143 | CUT | |
| 1986 | 75 | 76 | | | 151 | CUT | |
| 1987 | 72 | 68 | 69 | 70 | 279 | T29 | 4,550.00 |
| 1989 | 67 | 69 | 74 | 69 | 279 | T47 | 2,568.57 |
| 1990 | 71 | 67 | 74 | 71 | 283 | T70 | 1,990.00 |
| 1991 | 71 | 70 | 70 | 72 | 283 | T62 | 2,120.00 |
| 1992 | 69 | 73 | 69 | 75 | 286 | T53 | 2,304.00 |
| 1993 | 67 | 73 | 76 | 70 | 286 | T58 | 2,190.00 |
| 1995 | 70 | 68 | 67 | 74 | 279 | T45 | 3,432.00 |
| 1996 | 70 | 74 | | | 144 | CUT | |
| 2001 | 69 | 73 | | | 142 | CUT | |
| | | | | | | Total | \$21,239.57 |

FISCHER, TODD (68.64)

| Year | 1st | 2nd | 3rd | 4th | Total | Finish | Money |
|------|-----|-----|-----|-----|-------|--------|--------------|
| 2003 | 66 | 69 | 69 | 65 | 269 | 3 | \$272,000.00 |
| 2004 | 71 | 69 | 67 | 66 | 273 | T9 | 109,200.00 |
| 2005 | 73 | 69 | | | 142 | CUT | |
| 2006 | 66 | 68 | 70 | 73 | 277 | T31 | 23,906.66 |
| | | | | | | Total | \$405,106.66 |

FITZHUGH, WOODY (70.50)

| Year | 1st | 2nd | 3rd | 4th | Total | Finish | Money |
|------|-----|-----|-----|-----|-------|--------|-------|
| 1980 | 70 | 71 | | | 141 | CUT | |
| | | | | | | Total | |

FLANAGAN, NICK (71.25)

| Year | 1st | 2nd | 3rd | 4th | Total | Finish | Money |
|------|-----|-----|-----|-----|-------|--------|-------|
| 2004 | 74 | 69 | | | 143 | CUT | |
| 2008 | 74 | 73 | | | 147 | CUT | |
| | | | | | | Total | |

FLANNERY, JOHN (74.75)

| Year | 1st | 2nd | 3rd | 4th | Total | Finish | Money |
|------|-----|-----|-----|-----|-------|--------|-------|
| 1993 | 72 | 73 | | | 145 | CUT | |
| 1994 | 80 | 74 | | | 154 | CUT | |
| | | | | | | Total | |

INDIVIDUAL RESULTS

FLECK, JACK (69.75)

| Year | 1st | 2nd | 3rd | 4th | Total | Finish | Money |
|------|-----|-----|-----|-----|-------|--------|------------|
| 1954 | 71 | 70 | 70 | 68 | 279 | T18 | \$225.00 |
| 1958 | 70 | 67 | 72 | 73 | 282 | T35 | 20.00 |
| 1960 | 69 | 65 | 65 | 71 | 270 | T2 | 2,050.00 |
| 1963 | 72 | 71 | 73 | 69 | 285 | T21 | 532.00 |
| | | | | | | Total | \$2,827.00 |

FLECKMAN, MARTY (69.75)

| Year | 1st | 2nd | 3rd | 4th | Total | Finish | Money |
|------|-----|-----|-----|-----|-------|--------|----------|
| 1974 | 70 | 68 | 71 | 70 | 279 | T33 | \$949.09 |
| | | | | | | Total | \$949.09 |

FLEISHER, BRUCE (71.17)

| Year | 1st | 2nd | 3rd | 4th | Total | Finish | Money |
|------|-----|-----|-----|-----|-------|--------|-------------|
| 1981 | 77 | 76 | | | 153 | CUT | |
| 1984 | 77 | 77 | | | 154 | CUT | |
| 1991 | 72 | 73 | | | 145 | CUT | |
| 1992 | 69 | 71 | 74 | 68 | 282 | T26 | \$6,665.00 |
| 1993 | 71 | 65 | 73 | 69 | 278 | T11 | 21,200.00 |
| 1994 | 72 | 70 | | | 142 | CUT | |
| 1995 | 71 | 67 | 66 | 73 | 277 | T33 | 6,480.00 |
| 1996 | 68 | 70 | 71 | 72 | 281 | T25 | 11,700.00 |
| 1997 | 70 | 76 | | | 146 | CUT | |
| 1998 | 69 | 70 | 68 | 70 | 277 | T47 | 5,022.23 |
| | | | | | | Total | \$51,067.23 |

FLEMING, PETE (71.63)

| Year | 1st | 2nd | 3rd | 4th | Total | Finish | Money |
|------|-----|-----|-----|-----|-------|--------|----------|
| 1952 | 72 | 70 | 80 | 71 | 293 | T45 | |
| 1953 | 69 | 73 | 68 | 70 | 280 | T16 | \$225.00 |
| | | | | | | Total | \$225.00 |

FLESCH, STEVE (69.50)

| Year | 1st | 2nd | 3rd | 4th | Total | Finish | Money |
|------|-----|-----|-----|-----|-------|--------|--------------|
| 1998 | 71 | 66 | 67 | 70 | 274 | T25 | \$15,266.67 |
| 1999 | 70 | 72 | | | 142 | CUT | |
| 2000 | 67 | 67 | 67 | 67 | 268 | T5 | 98,350.00 |
| 2001 | 68 | 78 | | | 146 | CUT | |
| 2006 | 69 | 70 | 64 | 71 | 274 | T9 | 101,828.57 |
| 2007 | 71 | 69 | 72 | 73 | 285 | T67 | 12,180.00 |
| 2009 | 71 | 68 | | | 139 | CUT | |
| 2010 | 68 | 73 | | | 141 | CUT | |
| 2011 | 68 | 68 | 70 | 63 | 269 | T24 | \$46,425.00 |
| 2012 | 76 | 71 | | | 147 | CUT | |
| | | | | | | Total | \$274,050.24 |

FLORES, MARTIN (72.17)

| Year | 1st | 2nd | 3rd | 4th | Total | Finish | Money |
|------|-----|-----|-----|-----|-------|--------|-------|
| 2010 | 74 | 74 | | | 148 | CUT | |
| 2013 | 74 | 70 | | | 144 | CUT | |
| 2015 | 71 | 70 | | | 141 | CUT | |
| | | | | | | Total | |

FLOYD, RAYMOND (69.02)

| Year | 1st | 2nd | 3rd | 4th | Total | Finish | Money |
|------|-----|-----|-----|-----|-------|--------|--------------|
| 1964 | 69 | 67 | 74 | 71 | 281 | T32 | \$375.00 |
| 1967 | 68 | 70 | 68 | 68 | 274 | T3 | 5,150.00 |
| 1968 | 69 | 67 | 68 | 67 | 271 | 3 | 7,500.00 |
| 1969 | 72 | 73 | | | 145 | CUT | |
| 1973 | 67 | 68 | 73 | 69 | 277 | T50 | 470.00 |
| 1974 | 69 | 68 | 69 | 66 | 272 | 2 | 22,800.00 |
| 1975 | 67 | 69 | 71 | 65 | 272 | T9 | 5,200.00 |
| 1976 | 73 | 67 | 67 | 65 | 272 | T5 | 7,271.25 |
| 1978 | 69 | 68 | 70 | 70 | 277 | T43 | 735.00 |
| 1979 | 70 | 69 | 67 | 67 | 273 | T10 | 7,200.00 |
| 1980 | 72 | 67 | 71 | 71 | 281 | T57 | 663.00 |
| 1982 | 65 | 65 | 67 | 68 | 265 | T2 | 26,400.00 |
| 1983 | 68 | 71 | 68 | 69 | 276 | T23 | 2,528.57 |
| 1984 | 72 | 70 | 67 | 74 | 283 | T28 | 2,720.00 |
| 1985 | 64 | 68 | 68 | 72 | 272 | T4 | 26,400.00 |
| 1986 | 72 | 71 | | | 143 | CUT | |
| 1987 | 73 | 72 | | | 145 | CUT | |
| | | | | | | Total | \$115,412.82 |

FLOYD, ROBERT (73.50)

| Year | 1st | 2nd | 3rd | 4th | Total | Finish | Money |
|------|-----|-----|-----|-----|-------|--------|-------|
| 1995 | 76 | 71 | | | 147 | CUT | |
| | | | | | | Total | |

FOLEY, KEVIN (70.50)

| Year | 1st | 2nd | 3rd | 4th | Total | Finish | Money |
|------|-----|-----|-----|-----|-------|--------|-------|
| 2014 | 71 | 70 | | | 141 | CUT | |
| | | | | | | Total | |

INDIVIDUAL RESULTS

FORD, BOBBY (72.25)

| Year | 1st | 2nd | 3rd | 4th | Total | Finish | Money |
|------|-----|-----|-----|-----|-------|--------|-------|
| 1962 | 72 | 73 | 73 | 74 | 292 | T60 | |
| 1965 | 73 | 71 | 73 | 69 | 286 | T61 | |
| | | | | | | Total | |

FORD, DOUG (70.08)

| Year | 1st | 2nd | 3rd | 4th | Total | Finish | Money |
|------|-----|-----|-----|-----|-------|--------|-------------|
| 1952 | 71 | 70 | 71 | 68 | 280 | T6 | \$750.00 |
| 1953 | 69 | 68 | 72 | 68 | 277 | T12 | 380.00 |
| 1954 | 70 | 67 | 66 | 72 | 275 | T4 | 1,000.00 |
| 1955 | 71 | 66 | 75 | 77 | 289 | T34 | |
| 1956 | 70 | 70 | 71 | 70 | 281 | T21 | 230.00 |
| 1957 | 69 | 69 | 65 | 73 | 276 | T4 | 1,100.00 |
| 1958 | 65 | 74 | 70 | 66 | 275 | T13 | 725.00 |
| 1959 | 70 | 69 | 69 | 66 | 274 | 3 | 1,800.00 |
| 1960 | 67 | 69 | 72 | 69 | 277 | T7 | 987.50 |
| 1961 | 69 | 68 | 73 | 72 | 282 | T38 | |
| 1962 | 70 | 71 | 70 | 71 | 282 | T21 | 450.00 |
| 1963 | 69 | 71 | 71 | 66 | 277 | 4 | 2,200.00 |
| 1964 | 68 | 74 | 70 | 70 | 282 | T42 | |
| 1967 | 68 | 67 | 69 | 70 | 274 | T3 | 5,150.00 |
| 1968 | 70 | 71 | 72 | 75 | 288 | T63 | |
| 1970 | 73 | 69 | 71 | 68 | 281 | T42 | 286.67 |
| 1971 | 76 | 73 | | | 149 | CUT | |
| 1975 | 69 | 70 | 70 | 72 | 281 | T45 | 540.00 |
| 1980 | 75 | 73 | | | 148 | CUT | |
| 1981 | 70 | 69 | 68 | 71 | 278 | T67 | 609.00 |
| | | | | | | Total | \$16,208.17 |

FORD, SCOTT (71.00)

| Year | 1st | 2nd | 3rd | 4th | Total | Finish | Money |
|------|-----|-----|-----|-----|-------|--------|------------|
| 1995 | 69 | 70 | 75 | 70 | 284 | T71 | \$2,364.00 |
| | | | | | | Total | \$2,364.00 |

FORSMAN, DAN (69.74)

| Year | 1st | 2nd | 3rd | 4th | Total | Finish | Money |
|------|-----|-----|-----|-----|-------|--------|--------------|
| 1984 | 71 | 79 | | | 150 | CUT | |
| 1985 | 70 | 70 | 69 | 66 | 275 | T14 | \$10,200.00 |
| 1986 | 65 | 68 | 72 | 70 | 275 | T12 | 13,300.00 |
| 1987 | 65 | 69 | 69 | 67 | 270 | T2 | 61,600.00 |
| 1988 | 73 | 67 | 74 | 71 | 285 | T68 | 1,414.00 |
| 1989 | 70 | 70 | | | 140 | DQ | |
| 1990 | 65 | 74 | 71 | 64 | 274 | T27 | 6,516.67 |
| 1991 | 67 | 67 | 71 | 69 | 274 | T10 | 24,000.00 |
| 1992 | 69 | 69 | 68 | 70 | 276 | T2 | 74,666.67 |
| 1993 | 66 | 69 | 72 | 65 | 272 | T2 | 88,000.00 |
| 1994 | 70 | 70 | 71 | 72 | 283 | T51 | 2,862.00 |
| 1996 | 71 | 72 | 73 | 71 | 287 | T61 | 3,195.00 |
| 1999 | 69 | 68 | 68 | 71 | 276 | T46 | 6,587.50 |
| 2000 | 64 | 71 | 71 | 67 | 273 | T25 | 20,920.00 |
| 2001 | 72 | 71 | | | 143 | CUT | |
| 2002 | 68 | 70 | 69 | 64 | 271 | T7 | 124,666.67 |
| 2003 | 71 | 71 | | | 142 | CUT | |
| 2004 | 77 | 74 | | | 151 | CUT | |
| 2005 | 67 | 74 | | | 141 | CUT | |
| 2006 | 71 | 74 | | | 145 | CUT | |
| | | | | | | Total | \$437,928.51 |

FOSTEY, ERIN (72.50)

| Year | 1st | 2nd | 3rd | 4th | Total | Finish | Money |
|------|-----|-----|-----|-----|-------|--------|-------|
| 1982 | 74 | 71 | | | 145 | CUT | |
| | | | | | | Total | |

FOUGHT, JOHN (69.40)

| Year | 1st | 2nd | 3rd | 4th | Total | Finish | Money |
|------|-----|-----|-----|-----|-------|--------|-------------|
| 1979 | 68 | 67 | 69 | 70 | 274 | T14 | \$5,250.00 |
| 1980 | 67 | 66 | 68 | 70 | 271 | T5 | 10,170.00 |
| 1981 | 71 | 70 | | | 141 | CUT | |
| 1982 | 73 | 73 | | | 146 | CUT | |
| 1983 | 68 | 71 | 69 | 68 | 276 | T23 | 2,528.58 |
| 1984 | 67 | 74 | 71 | 68 | 280 | T16 | 6,200.00 |
| | | | | | | Total | \$24,148.58 |

FOWLER, DAVE (75.00)

| Year | 1st | 2nd | 3rd | 4th | Total | Finish | Money |
|------|-----|-----|-----|-----|-------|--------|-------|
| 1980 | 76 | 74 | | | 150 | CUT | |
| | | | | | | Total | |

FOWLER, RICKIE (68.90)

| Year | 1st | 2nd | 3rd | 4th | Total | Finish | Money |
|------|-----|-----|-----|-----|-------|--------|--------------|
| 2009 | 72 | 73 | | | 145 | CUT | |
| 2010 | 71 | 65 | 68 | 66 | 270 | T13 | \$99,750.00 |
| 2013 | 72 | 68 | 70 | 64 | 274 | T13 | 111,020.00 |
| | | | | | | Total | \$210,770.00 |

FRANCO, CARLOS (70.25)

| Year | 1st | 2nd | 3rd | 4th | Total | Finish | Money |
|------|-----|-----|-----|-----|-------|--------|-------|
| 2006 | 71 | 70 | | | 141 | CUT | |
| 2008 | 71 | 69 | | | 140 | CUT | |
| | | | | | | Total | |

INDIVIDUAL RESULTS

FRASER, HOWELL (70.25)

| Year | 1st | 2nd | 3rd | 4th | Total | Finish CUT | Money |
|------|-----|-----|-----|-----|-------|---------------|-------|
| 2015 | 73 | 69 | | | 142 | Total | |

FRAUSTRO, OSCAR (71.00)

| Year | 1st | 2nd | 3rd | 4th | Total | Finish Total | Money |
|------|-----|-----|-----|-----|-------|-----------------|----------|
| 1969 | 71 | 70 | 71 | 69 | 281 | T42 | \$297.50 |
| | | | | | | Total | \$297.50 |

FRAZAR, HARRISON (70.27)

| Year | 1st | 2nd | 3rd | 4th | Total | Finish | Money |
|------|-----|-----|-----|-----|-------|--------|-------------|
| 1998 | 66 | 67 | 73 | 72 | 278 | T56 | \$4,460.00 |
| 1999 | 68 | 70 | 69 | 66 | 273 | T26 | 17,375.00 |
| 2000 | 77 | 70 | | | 147 | CUT | |
| 2003 | 72 | 80 | | | 152 | CUT | |
| 2005 | 73 | 69 | | | 142 | CUT | |
| 2006 | 65 | 71 | 65 | 75 | 276 | T21 | 39,160.00 |
| 2008 | 69 | 68 | 71 | 71 | 279 | T62 | 12,900.00 |
| 2009 | 71 | 69 | | | 140 | CUT | |
| 2010 | 73 | 67 | | | 140 | CUT | |
| | | | | | | Total | \$73,895.00 |

FREEMAN, CODY (71.00)

| Year | 1st | 2nd | 3rd | 4th | Total | Finish Total | Money |
|------|-----|-----|-----|-----|-------|-----------------|-------|
| 2008 | 73 | 69 | | | 142 | CUT | |
| | | | | | | Total | |

FREEMAN, ROBIN (70.60)

| Year | 1st | 2nd | 3rd | 4th | Total | Finish | Money |
|------|-----|-----|-----|-----|-------|--------|-------------|
| 1989 | 70 | 70 | 74 | 67 | 281 | T60 | \$2,170.00 |
| 1992 | 67 | 73 | 75 | 75 | 290 | T73 | 1,910.00 |
| 1994 | 74 | 73 | | | 147 | CUT | |
| 1995 | 75 | 70 | | | 145 | CUT | |
| 1996 | 68 | 72 | 71 | 69 | 280 | T18 | 18,257.14 |
| 2000 | 71 | 70 | | | 141 | CUT | |
| 2001 | 73 | 67 | 74 | 68 | 282 | T75 | 5,859.00 |
| 2002 | 69 | 70 | 70 | 67 | 276 | T27 | 27,800.00 |
| 2003 | 69 | 69 | 67 | 71 | 276 | T26 | 28,400.00 |
| | | | | | | Total | \$84,396.14 |

FRIEND, BOB (71.00)

| Year | 1st | 2nd | 3rd | 4th | Total | Finish | Money |
|------|-----|-----|-----|-----|-------|--------|-------------|
| 1992 | 71 | 71 | 70 | 70 | 282 | T26 | \$6,665.00 |
| 1993 | 72 | 75 | | | 147 | CUT | |
| 1998 | 74 | 68 | | | 142 | CUT | |
| 1999 | 68 | 71 | 77 | 72 | 288 | 73 | 4,850.00 |
| 2000 | 68 | 71 | 73 | 65 | 277 | T53 | 6,451.20 |
| | | | | | | Total | \$17,966.20 |

FRILLMAN, JOHN (68.75)

| Year | 1st | 2nd | 3rd | 4th | Total | Finish Total | Money |
|------|-----|-----|-----|-----|-------|-----------------|------------|
| 1961 | 68 | 71 | 66 | 70 | 275 | T7 | \$1,250.00 |
| | | | | | | Total | \$1,250.00 |

FRITSCH, BRAD (70.00)

| Year | 1st | 2nd | 3rd | 4th | Total | Finish | Money |
|------|-----|-----|-----|-----|-------|--------|-------------|
| 2013 | 70 | 69 | 70 | 70 | 279 | T51 | \$14,500.00 |
| 2014 | 65 | 76 | | | 141 | CUT | |
| | | | | | | Total | \$14,500.00 |

FROST, DAVID (70.34)

| Year | 1st | 2nd | 3rd | 4th | Total | Finish | Money |
|------|-----|-----|-----|-----|-------|--------|--------------|
| 1985 | 74 | 69 | | | 143 | CUT | |
| 1986 | 75 | 68 | | | 143 | CUT | |
| 1987 | 76 | 69 | | | 145 | CUT | |
| 1989 | 69 | 65 | 70 | 71 | 275 | T17 | \$12,222.22 |
| 1992 | 68 | 76 | | | 144 | CUT | |
| 1994 | 65 | 68 | 66 | 69 | 268 | 1 | 216,000.00 |
| 1995 | 74 | 70 | | | 144 | CUT | |
| 1996 | 69 | 76 | | | 145 | CUT | |
| 1998 | 73 | 71 | | | 144 | CUT | |
| 1999 | 70 | 69 | 68 | 70 | 277 | T54 | 5,750.00 |
| 2000 | 75 | 73 | | | 148 | CUT | |
| 2001 | 69 | 68 | 69 | 67 | 273 | T29 | 19,286.43 |
| 2002 | 72 | 68 | 67 | 65 | 272 | T10 | 100,000.00 |
| 2003 | 75 | 68 | | | 143 | CUT | |
| 2004 | 73 | 69 | | | 142 | CUT | |
| 2005 | 71 | 74 | | | 145 | CUT | |
| 2006 | 73 | 71 | | | 144 | CUT | |
| | | | | | | Total | \$353,258.65 |

FRYATT, EDWARD (68.08)

| Year | 1st | 2nd | 3rd | 4th | Total | Finish | Money |
|------|-----|-----|-----|-----|-------|--------|--------------|
| 2000 | 67 | 64 | 66 | 71 | 268 | T5 | \$98,350.00 |
| 2001 | 65 | 67 | 72 | 68 | 272 | T22 | 27,944.29 |
| 2002 | 72 | 68 | 68 | 69 | 277 | T33 | 21,133.33 |
| | | | | | | Total | \$147,427.62 |

FUCHS, AL (71.88)

| Year | 1st | 2nd | 3rd | 4th | Total | Finish | Money |
|------|-----|-----|-----|-----|-------|--------|-------|
| 1963 | 72 | 73 | 72 | 75 | 292 | T62 | |
| 1966 | 69 | 72 | 74 | 68 | 283 | T63 | |
| | | | | | | Total | |

INDIVIDUAL RESULTS

FUHRER, FRANK (73.50)

| Year | 1st | 2nd | 3rd | 4th | Total | Finish | Money |
|------|-----|-----|-----|-----|-------|--------|----------|
| 1984 | 71 | 73 | 79 | 71 | 294 | 78 | \$736.00 |
| | | | | | | Total | \$736.00 |

FULTON, KEN (71.25)

| Year | 1st | 2nd | 3rd | 4th | Total | Finish | Money |
|------|-----|-----|-----|-----|-------|--------|----------|
| 1968 | 70 | 73 | 73 | 69 | 285 | T43 | \$171.67 |
| | | | | | | Total | \$171.67 |

FUNK, FRED (69.52)

| Year | 1st | 2nd | 3rd | 4th | Total | Finish | Money |
|------|-----|-----|-----|-----|-------|--------|--------------|
| 1989 | 71 | 69 | 73 | 71 | 284 | T70 | \$1,980.00 |
| 1990 | 76 | | | | 76 | W/D | |
| 1992 | 72 | 68 | 72 | 75 | 287 | T58 | 2,170.00 |
| 1996 | 71 | 71 | 70 | 74 | 286 | T56 | 3,360.00 |
| 1997 | 69 | 69 | 68 | 71 | 277 | T29 | 9,537.50 |
| 1998 | 70 | 66 | 65 | 66 | 267 | T4 | 82,666.67 |
| 1999 | 67 | 68 | 69 | 68 | 272 | T20 | 27,083.34 |
| 2000 | 68 | 71 | 71 | 68 | 278 | T58 | 6,076.00 |
| 2003 | 74 | 71 | | | 145 | CUT | |
| 2004 | 66 | 66 | 69 | 70 | 271 | T3 | 218,400.00 |
| 2005 | 72 | 70 | | | 142 | CUT | |
| 2006 | 70 | 69 | 73 | 69 | 281 | T53 | 10,090.66 |
| 2007 | 70 | 65 | 67 | 69 | 271 | 5 | 240,000.00 |
| 2008 | 66 | 68 | 65 | 74 | 273 | T37 | 25,800.00 |
| | | | | | | Total | \$627,164.17 |

FUNSETH, ROD (69.74)

| Year | 1st | 2nd | 3rd | 4th | Total | Finish | Money |
|------|-----|-----|-----|-----|-------|--------|-------------|
| 1966 | 70 | 71 | 67 | 69 | 277 | T26 | \$800.00 |
| 1967 | 69 | 71 | 74 | 72 | 286 | T52 | |
| 1968 | 70 | 70 | 70 | 71 | 281 | T30 | 675.00 |
| 1970 | 74 | 67 | 74 | 71 | 286 | T65 | 173.91 |
| 1974 | 71 | 69 | 71 | 70 | 281 | T47 | 526.00 |
| 1976 | 72 | 67 | 71 | 69 | 279 | T26 | 1,491.00 |
| 1977 | 69 | 67 | 70 | 68 | 274 | T17 | 2,730.00 |
| 1978 | 65 | 67 | 68 | 64 | 264 | 1 | 42,000.00 |
| 1979 | 69 | 70 | 72 | 69 | 280 | T39 | 1,140.00 |
| 1980 | 72 | 67 | 70 | 71 | 280 | T54 | 690.00 |
| 1981 | 72 | 69 | | | 141 | CUT | |
| | | | | | | Total | \$50,225.91 |

FURGOL, ED (72.75)

| Year | 1st | 2nd | 3rd | 4th | Total | Finish | Money |
|------|-----|-----|-----|-----|-------|--------|-------|
| 1958 | 70 | 69 | 76 | 76 | 291 | T62 | |
| | | | | | | Total | |

FURGOL, MARTY (70.41)

| Year | 1st | 2nd | 3rd | 4th | Total | Finish | Money |
|------|-----|-----|-----|-----|-------|--------|------------|
| 1952 | 70 | 71 | 72 | 68 | 281 | T8 | \$513.34 |
| 1953 | 69 | 72 | 73 | 66 | 280 | T16 | 225.00 |
| 1954 | 71 | 69 | 66 | 69 | 275 | T4 | 1,000.00 |
| 1955 | 71 | 70 | 71 | 71 | 283 | T12 | 500.00 |
| 1956 | 71 | 71 | 69 | 73 | 284 | T37 | |
| 1957 | 73 | 70 | 72 | 70 | 285 | T35 | |
| 1958 | 65 | 71 | 75 | 73 | 284 | T42 | |
| 1965 | 73 | 71 | 68 | 69 | 281 | T30 | 550.00 |
| | | | | | | Total | \$2,788.34 |

FURYK, JIM (68.81)

| Year | 1st | 2nd | 3rd | 4th | Total | Finish | Money |
|------|-----|-----|-----|-----|-------|--------|--------------|
| 1994 | 75 | 75 | | | 150 | CUT | |
| 2000 | 66 | 66 | 67 | 67 | 266 | 4 | \$134,400.00 |
| 2001 | 72 | 67 | 71 | 69 | 279 | T61 | 6,603.00 |
| 2011 | 68 | 69 | | | 137 | CUT | |
| 2016 | 73 | 66 | 72 | 58 | 269 | T5 | 231,825.00 |
| | | | | | | Total | \$372,828.00 |

GAGE, BOBBY (72.80)

| Year | 1st | 2nd | 3rd | 4th | Total | Finish | Money |
|------|-----|-----|-----|-----|-------|--------|------------|
| 1989 | 71 | 76 | | | 147 | CUT | |
| 1993 | 77 | 82 | | | 159 | CUT | |
| 1998 | 72 | 66 | 70 | 72 | 280 | T65 | \$4,160.00 |
| 2000 | 70 | 72 | | | 142 | CUT | |
| | | | | | | Total | \$4,160.00 |

GAGE, JOHN (72.50)

| Year | 1st | 2nd | 3rd | 4th | Total | Finish | Money |
|------|-----|-----|-----|-----|-------|--------|-------|
| 1990 | 73 | 72 | | | 145 | CUT | |
| | | | | | | Total | |

GAINEY, TOMMY (68.45)

| Year | 1st | 2nd | 3rd | 4th | Total | Finish | Money |
|------|-----|-----|-----|-----|-------|--------|--------------|
| 2008 | 70 | 71 | | | 141 | CUT | |
| 2009 | 67 | 75 | | | 142 | CUT | |
| 2011 | 66 | 69 | 65 | 68 | 268 | T17 | \$78,514.28 |
| 2012 | 66 | 68 | 70 | 68 | 272 | T18 | 75,600.00 |
| 2013 | 66 | 67 | 70 | 72 | 275 | T18 | 76,860.00 |
| 2014 | 70 | 66 | 67 | 68 | 271 | T18 | 78,120.00 |
| | | | | | | Total | \$309,094.28 |

INDIVIDUAL RESULTS

GAJDA, BOB (70.75)

| Year | 1st | 2nd | 3rd | 4th | Total | Finish | Money |
|------|-----|-----|-----|-----|-------|--------|----------|
| 1952 | 70 | 74 | 69 | 74 | 287 | T29 | \$120.00 |
| 1953 | 70 | 72 | 68 | 69 | 279 | 15 | 280.00 |
| | | | | | | Total | \$400.00 |

GALESKI, JOHN (73.27)

| Year | 1st | 2nd | 3rd | 4th | Total | Finish | Money |
|------|-----|-----|-----|-----|-------|--------|-------|
| 1952 | 76 | 73 | 76 | | 225 | W/D | |
| 1955 | 71 | 76 | 72 | 72 | 291 | T42 | |
| 1959 | 70 | 75 | 69 | 76 | 290 | T51 | |
| | | | | | | Total | |

GALLAGHER, JEFF (71.20)

| Year | 1st | 2nd | 3rd | 4th | Total | Finish | Money |
|------|-----|-----|-----|-----|-------|--------|------------|
| 1996 | 75 | 72 | | | 147 | CUT | |
| 1998 | 68 | 67 | 72 | 69 | 276 | T36 | \$8,209.09 |
| 1999 | 74 | 70 | | | 144 | CUT | |
| 2003 | 73 | 72 | | | 145 | CUT | |
| | | | | | | Total | \$8,209.09 |

GALLAGHER, JR., JIM (70.00)

| Year | 1st | 2nd | 3rd | 4th | Total | Finish | Money |
|------|-----|-----|-----|-----|-------|--------|-------------|
| 1984 | 71 | 72 | 69 | 72 | 284 | T33 | \$2,210.00 |
| 1986 | 71 | 68 | 72 | 65 | 276 | T18 | 8,820.00 |
| 1987 | 68 | 74 | 69 | 73 | 284 | T58 | 1,533.00 |
| 1988 | 68 | 71 | 69 | 69 | 277 | T32 | 4,051.50 |
| 1989 | 70 | 68 | 68 | 72 | 278 | T41 | 3,600.00 |
| 1990 | 71 | 66 | 68 | 69 | 274 | T27 | 6,516.66 |
| 1991 | 68 | 65 | 70 | 69 | 272 | T4 | 41,333.33 |
| 1992 | 69 | 74 | | | 143 | CUT | |
| 1997 | 69 | 74 | 68 | 70 | 281 | T61 | 3,210.00 |
| 1998 | 77 | 68 | | | 145 | CUT | |
| 1999 | 71 | 69 | | | 140 | CUT | |
| 2003 | 71 | 75 | | | 146 | CUT | |
| | | | | | | Total | \$71,274.49 |

GAMEZ, ROBERT (70.45)

| Year | 1st | 2nd | 3rd | 4th | Total | Finish | Money |
|------|-----|-----|-----|-----|-------|--------|--------------|
| 1992 | 71 | 68 | 76 | 72 | 287 | T58 | \$2,170.00 |
| 1996 | 71 | 68 | 66 | 75 | 280 | T18 | 18,257.14 |
| 1997 | 76 | 74 | | | 150 | CUT | |
| 2000 | 64 | 70 | 70 | 67 | 271 | T14 | 49,000.00 |
| 2002 | 70 | 69 | 71 | 70 | 280 | T54 | 9,000.00 |
| 2003 | 70 | 69 | 70 | 73 | 282 | T58 | 8,800.00 |
| 2004 | 69 | 66 | 70 | 78 | 283 | T67 | 8,526.00 |
| 2005 | 69 | 70 | 71 | 74 | 284 | T69 | 8,643.00 |
| 2006 | 71 | 66 | 68 | 71 | 276 | T21 | 39,160.00 |
| 2007 | 70 | 69 | 73 | 73 | 285 | T67 | 12,180.00 |
| 2008 | 71 | 69 | | | 140 | CUT | |
| | | | | | | Total | \$155,736.14 |

GANGLUFF, STEPHEN (70.80)

| Year | 1st | 2nd | 3rd | 4th | Total | Finish | Money |
|------|-----|-----|-----|-----|-------|--------|-------------|
| 2002 | 73 | 70 | | | 143 | CUT | |
| 2012 | 67 | 71 | 73 | | 211 | T76 | \$11,040.00 |
| | | | | | | Total | \$11,040.00 |

GARBER, JOEY (72.00)

| Year | 1st | 2nd | 3rd | 4th | Total | Finish | Money |
|------|-----|-----|-----|-----|-------|--------|-------------|
| 2014 | 72 | 72 | | | 144 | CUT | |
| | | | | | | Total | \$11,040.00 |

GARCIA, SERGIO (67.93)

| Year | 1st | 2nd | 3rd | 4th | Total | Finish | Money |
|------|-----|-----|-----|-----|-------|--------|--------------|
| 2002 | 69 | 67 | 69 | 70 | 275 | T20 | \$41,714.29 |
| 2009 | 67 | 69 | 71 | 66 | 273 | T43 | 20,400.00 |
| 2014 | 65 | 69 | 65 | 67 | 266 | T2 | 545,600.00 |
| 2015 | 67 | 68 | 66 | 72 | 273 | T25 | 41,234.28 |
| | | | | | | Total | \$648,948.57 |

GARDINER, SCOTT (75.50)

| Year | 1st | 2nd | 3rd | 4th | Total | Finish | Money |
|------|-----|-----|-----|-----|-------|--------|-------|
| 2013 | 72 | 70 | | | 142 | CUT | |
| 2014 | 75 | 77 | | | 152 | CUT | |
| | | | | | | Total | |

GARDNER, BUDDY (70.79)

| Year | 1st | 2nd | 3rd | 4th | Total | Finish | Money |
|------|-----|-----|-----|-----|-------|--------|------------|
| 1980 | 67 | 71 | 67 | 74 | 279 | T46 | \$790.50 |
| 1981 | 68 | 70 | 68 | 70 | 276 | T55 | 666.00 |
| 1982 | 69 | 71 | | | 140 | CUT | |
| 1983 | 69 | 68 | 76 | 73 | 286 | 67 | 618.00 |
| 1984 | 68 | 79 | | | 147 | CUT | |
| 1985 | 69 | 71 | 71 | 68 | 279 | T37 | 2,580.00 |
| 1986 | 71 | 72 | | | 143 | CUT | |
| 1987 | 73 | 74 | | | 147 | CUT | |
| 1988 | 70 | 74 | | | 144 | CUT | |
| 1989 | 72 | 74 | | | 146 | CUT | |
| 1990 | 67 | 72 | 68 | 70 | 277 | T45 | 2,752.50 |
| 1992 | 69 | 74 | | | 143 | CUT | |
| | | | | | | Total | \$7,407.00 |

INDIVIDUAL RESULTS

GARNER, TOM (72.75)

| Year | 1st | 2nd | 3rd | 4th | Total | Finish | Money |
|------|-----|-----|-----|-----|-------|--------|-------|
| 1987 | 75 | 74 | | | 149 | CUT | |
| 1994 | 73 | 69 | | | 142 | CUT | |
| | | | | | | Total | |

GARNETT, BRICE (69.62)

| Year | 1st | 2nd | 3rd | 4th | Total | Finish | Money |
|------|-----|-----|-----|-----|-------|--------|-------------|
| 2014 | 67 | 68 | 72 | 78 | 285 | T75 | \$11,718.00 |
| 2015 | 66 | 69 | 66 | 71 | 272 | T20 | 71,936 |
| | | | | | | Total | \$83,654.00 |

GARRETT, BILL (70.83)

| Year | 1st | 2nd | 3rd | 4th | Total | Finish | Money |
|------|-----|-----|-----|-----|-------|--------|----------|
| 1965 | 70 | 70 | 73 | 71 | 284 | T51 | |
| 1970 | 69 | 67 | 74 | 70 | 280 | T38 | \$462.50 |
| 1971 | 67 | 72 | 73 | 74 | 286 | T78 | 115.79 |
| | | | | | | Total | \$578.29 |

GARRETT, WRIGHT (71.50)

| Year | 1st | 2nd | 3rd | 4th | Total | Finish | Money |
|------|-----|-----|-----|-----|-------|--------|-------|
| 1966 | 70 | 72 | 71 | 73 | 286 | 71 | |
| | | | | | | Total | |

GARRIGUS, ROBERT (69.79)

| Year | 1st | 2nd | 3rd | 4th | Total | Finish | Money |
|------|-----|-----|-----|-----|-------|--------|--------------|
| 2006 | 73 | 77 | | | 150 | CUT | |
| 2007 | 75 | 76 | | | 151 | CUT | |
| 2008 | 71 | 68 | | | 139 | CUT | |
| 2009 | 66 | 69 | 68 | 66 | 269 | T19 | \$75,300.00 |
| 2010 | 73 | 65 | 70 | 72 | 280 | T68 | 12,060.00 |
| 2013 | 69 | 74 | | | 143 | CUT | |
| 2015 | 65 | 72 | 70 | 67 | 274 | T39 | 23,680 |
| 2016 | 67 | 67 | 68 | 67 | 269 | T5 | 231,825.00 |
| | | | | | | Total | \$342,865.00 |

GARVIN, FRANK (70.75)

| Year | 1st | 2nd | 3rd | 4th | Total | Finish | Money |
|------|-----|-----|-----|-----|-------|--------|-------|
| 1961 | 67 | 71 | 69 | 76 | 283 | T43 | |
| | | | | | | Total | |

GAVRONSKI, TIM (79.25)

| Year | 1st | 2nd | 3rd | 4th | Total | Finish | Money |
|------|-----|-----|-----|-----|-------|--------|-------|
| 1995 | 79 | 77 | | | 156 | CUT | |
| 1999 | 79 | 82 | | | 161 | CUT | |
| | | | | | | Total | |

GARZA, DUSTIN (79.50)

| Year | 1st | 2nd | 3rd | 4th | Total | Finish | Money |
|------|-----|-----|-----|-----|-------|--------|-------|
| 2010 | 86 | 73 | | | 159 | CUT | |
| | | | | | | Total | |

GATES, BOBBY (73.38)

| Year | 1st | 2nd | 3rd | 4th | Total | Finish | Money |
|------|-----|-----|-----|-----|-------|--------|-------|
| 2011 | 72 | 76 | | | 148 | CUT | |
| 2012 | 75 | 67 | | | 142 | CUT | |
| 2013 | 72 | 74 | | | 146 | CUT | |
| 2014 | 78 | 73 | | | 157 | CUT | |
| | | | | | | Total | |

GAY, BRIAN (70.00)

| Year | 1st | 2nd | 3rd | 4th | Total | Finish | Money |
|------|-----|-----|-----|-----|-------|--------|--------------|
| 1999 | 72 | 71 | | | 143 | CUT | |
| 2001 | 68 | 72 | 68 | 66 | 274 | T36 | \$13,659.38 |
| 2003 | 68 | 69 | 73 | 71 | 281 | T52 | 9,280.00 |
| 2004 | 72 | 70 | | | 142 | CUT | |
| 2005 | 71 | 66 | 73 | 72 | 282 | T63 | 9,116.00 |
| 2006 | 71 | 71 | | | 142 | CUT | |
| 2008 | 73 | 67 | | | 140 | CUT | |
| 2009 | 66 | 68 | 70 | 67 | 271 | T26 | 41,700.00 |
| 2010 | 73 | 69 | | | 142 | CUT | |
| 2012 | 68 | 72 | 72 | | 212 | T81 | 10,560.00 |
| 2013 | 68 | 69 | 71 | 71 | 279 | T51 | 14,500.00 |
| 2014 | 70 | 66 | 72 | 73 | 281 | T71 | 12,214.00 |
| 2016 | 71 | 70 | | | 141 | CUT | |
| | | | | | | Total | \$111,029.38 |

GEIBERGER, AL (69.29)

| Year | 1st | 2nd | 3rd | 4th | Total | Finish | Money |
|------|-----|-----|-----|-----|-------|--------|-------------|
| 1961 | 73 | 70 | 69 | 72 | 284 | T48 | |
| 1962 | 69 | 68 | 69 | 69 | 275 | 8 | \$1,300.00 |
| 1963 | 72 | 68 | 75 | 70 | 285 | T21 | 532.00 |
| 1964 | 64 | 70 | 71 | 72 | 277 | T12 | 1,300.00 |
| 1965 | 69 | 67 | 70 | 70 | 276 | T5 | 2,883.34 |
| 1966 | 67 | 70 | 68 | 68 | 273 | T9 | 2,620.00 |
| 1967 | 71 | 70 | 68 | 67 | 276 | T10 | 2,150.00 |
| 1970 | 71 | 71 | 68 | 69 | 279 | T30 | 593.75 |
| 1971 | 68 | 66 | 70 | 69 | 273 | T14 | 1,760.00 |
| 1975 | 69 | 69 | 64 | 72 | 274 | T13 | 3,400.00 |
| 1976 | 70 | 66 | 68 | 64 | 268 | T2 | 19,425.00 |
| 1977 | 72 | 68 | 67 | 73 | 280 | T54 | 462.00 |
| 1978 | 70 | 68 | 65 | 72 | 275 | T31 | 1,191.00 |
| 1979 | 70 | 72 | | | 142 | T69 | 579.00 |
| 1981 | 71 | 72 | | | 143 | CUT | |
| | | | | | | Total | \$38,196.09 |

INDIVIDUAL RESULTS

GEIBERGER, BRENT (69.89)

| Year | 1st | 2nd | 3rd | 4th | Total | Finish | Money |
|------|-----|-----|-----|-----|-------|--------|--------------|
| 1997 | 67 | 77 | | | 144 | CUT | |
| 1998 | 67 | 71 | 68 | 74 | 280 | T65 | \$4,160.00 |
| 1999 | 66 | 63 | 66 | 67 | 262 | 1 | 450,000.00 |
| 2000 | 67 | 66 | 69 | 70 | 272 | T18 | 34,080.00 |
| 2001 | 70 | 69 | 78 | 69 | 286 | T82 | 5,425.00 |
| 2002 | 71 | 75 | | | 146 | CUT | |
| 2004 | 71 | 67 | 68 | 70 | 276 | T27 | 29,820.00 |
| 2005 | 73 | 74 | | | 147 | CUT | |
| 2006 | 67 | 68 | 73 | 67 | 275 | T16 | 66,000.00 |
| 2007 | 73 | 68 | 70 | 70 | 281 | T46 | 15,810.00 |
| 2008 | 71 | 71 | | | 142 | CUT | |
| 2009 | 75 | | | | 75 | W/D | |
| | | | | | | Total | \$605,295.00 |

GENTILE, JIM (79.50)

| Year | 1st | 2nd | 3rd | 4th | Total | Finish | Money |
|------|-----|-----|-----|-----|-------|--------|-------|
| 1994 | 81 | 78 | | | 159 | CUT | |
| | | | | | | Total | |

GENTILE, JOHN (72.00)

| Year | 1st | 2nd | 3rd | 4th | Total | Finish | Money |
|------|-----|-----|-----|-----|-------|--------|----------|
| 1972 | 71 | 69 | 74 | 74 | 288 | T67 | \$217.39 |
| | | | | | | Total | \$217.39 |

GERARDI, ERNIE (72.58)

| Year | 1st | 2nd | 3rd | 4th | Total | Finish | Money |
|------|-----|-----|-----|-----|-------|--------|-------|
| 1952 | 71 | 72 | 73 | 70 | 286 | T24 | |
| 1954 | 74 | 74 | 72 | 71 | 291 | T60 | |
| 1956 | 74 | 72 | 74 | 74 | 294 | T68 | |
| | | | | | | Total | |

GERS, CHRIS (73.00)

| Year | 1st | 2nd | 3rd | 4th | Total | Finish | Money |
|------|-----|-----|-----|-----|-------|--------|-------|
| 1957 | 74 | 70 | 77 | 71 | 292 | T50 | |
| | | | | | | Total | |

GIANCOLA, KEVIN (73.90)

| Year | 1st | 2nd | 3rd | 4th | Total | Finish | Money |
|------|-----|-----|-----|-----|-------|--------|-------|
| 1988 | 71 | 74 | | | 145 | CUT | |
| 1989 | 69 | 75 | | | 144 | CUT | |
| 2001 | 75 | 74 | | | 149 | CUT | |
| 2004 | 76 | 74 | | | 150 | CUT | |
| 2006 | 73 | 78 | | | 151 | CUT | |
| | | | | | | Total | |

GIBBS, PHIL (71.00)

| Year | 1st | 2nd | 3rd | 4th | Total | Finish | Money |
|------|-----|-----|-----|-----|-------|--------|----------|
| 1971 | 69 | 72 | 73 | 70 | 284 | T72 | \$115.00 |
| | | | | | | Total | \$115.00 |

GIBSON, KELLY (70.92)

| Year | 1st | 2nd | 3rd | 4th | Total | Finish | Money |
|------|-----|-----|-----|-----|-------|--------|-------------|
| 1992 | 69 | 71 | 69 | 76 | 285 | T46 | \$2,674.28 |
| 1993 | 71 | 70 | 75 | 67 | 283 | T38 | 3,800.00 |
| 1994 | 71 | 73 | | | 144 | CUT | |
| 1995 | 71 | 77 | | | 148 | CUT | |
| 1996 | 71 | 71 | 70 | 74 | 286 | T56 | 3,360.00 |
| 1997 | 67 | 74 | 65 | 66 | 272 | T6 | 50,250.00 |
| 1998 | 72 | 71 | | | 143 | CUT | |
| 2000 | 69 | 72 | | | 141 | CUT | |
| 2003 | 72 | 70 | | | 142 | CUT | |
| | | | | | | Total | \$60,084.28 |

GILBERT, GIBBY (70.38)

| Year | 1st | 2nd | 3rd | 4th | Total | Finish | Money |
|------|-----|-----|-----|-----|-------|--------|------------|
| 1978 | 71 | 68 | 71 | 70 | 280 | T59 | \$414.75 |
| 1979 | 67 | 73 | 73 | 70 | 283 | T58 | 663.00 |
| | | | | | | Total | \$1,077.75 |

GILDER, BOB (70.86)

| Year | 1st | 2nd | 3rd | 4th | Total | Finish | Money |
|------|-----|-----|-----|-----|-------|--------|-------------|
| 1976 | 71 | 71 | 72 | 72 | 286 | 62 | \$399.00 |
| 1985 | 74 | 65 | 70 | 75 | 284 | T56 | 1,362.00 |
| 1987 | 70 | 72 | 66 | 74 | 282 | T43 | 2,184.00 |
| 1988 | 71 | 69 | 72 | 67 | 279 | T45 | 2,002.00 |
| 1989 | 65 | 74 | 69 | 70 | 278 | T41 | 3,600.00 |
| 1991 | 73 | 71 | | | 144 | CUT | |
| 1992 | 72 | 71 | | | 143 | CUT | |
| 1993 | 68 | 72 | 72 | 72 | 284 | T48 | 2,620.00 |
| 1994 | 73 | 70 | | | 143 | CUT | |
| 1996 | 66 | 71 | 70 | 72 | 279 | T12 | 28,500.00 |
| 1998 | 78 | 71 | | | 149 | CUT | |
| | | | | | | Total | \$40,667.00 |

GILLESPIE, DEREK (70.50)

| Year | 1st | 2nd | 3rd | 4th | Total | Finish | Money |
|------|-----|-----|-----|-----|-------|--------|-------|
| 2010 | 72 | 68 | | | 140 | CUT | |
| 2016 | 72 | 70 | | | 142 | CUT | |
| | | | | | | Total | |

INDIVIDUAL RESULTS

GILLIS, TOM (69.18)

| Year | 1st | 2nd | 3rd | 4th | Total | Finish | Money |
|------|-----|-----|-----|-----|-------|--------|--------------|
| 2003 | 71 | 67 | 72 | 68 | 278 | T36 | \$18,433.34 |
| 2005 | 67 | 68 | 71 | 66 | 272 | T12 | 87,075.00 |
| 2011 | 66 | 69 | 66 | 65 | 266 | T9 | 156,000.00 |
| 2012 | 77 | 70 | | | 147 | CUT | |
| 2013 | 69 | 69 | 71 | 70 | 279 | T51 | 14,500.00 |
| 2015 | 65 | 71 | 74 | 70 | 280 | T68 | 13,056.00 |
| | | | | | | Total | \$289,064.34 |

GILMORE, MIKE (73.00)

| Year | 1st | 2nd | 3rd | 4th | Total | Finish | Money |
|------|-----|-----|-----|-----|-------|--------|-------|
| 1995 | 70 | 76 | | | 146 | CUT | |
| | | | | | | Total | |

GINSBERG, ROGER (71.75)

| Year | 1st | 2nd | 3rd | 4th | Total | Finish | Money |
|------|-----|-----|-----|-----|-------|--------|----------|
| 1963 | 70 | 76 | 70 | 71 | 287 | T33 | \$182.22 |
| | | | | | | Total | \$182.22 |

GLASSON, BILL (71.30)

| Year | 1st | 2nd | 3rd | 4th | Total | Finish | Money |
|------|-----|-----|-----|-----|-------|--------|-------------|
| 1984 | 73 | 74 | | | 147 | CUT | |
| 1987 | 75 | 72 | | | 147 | CUT | |
| 1993 | 70 | 73 | 70 | 73 | 286 | T58 | \$2,190.00 |
| 1994 | 72 | 71 | | | 143 | CUT | |
| 2001 | 73 | 69 | | | 142 | CUT | |
| 2003 | 70 | 68 | 69 | 66 | 273 | T11 | 79,428.58 |
| 2005 | 71 | 72 | | | 143 | CUT | |
| 2006 | 73 | 72 | | | 145 | CUT | |
| | | | | | | Total | \$81,618.58 |

GLEETON, TOM (74.75)

| Year | 1st | 2nd | 3rd | 4th | Total | Finish | Money |
|------|-----|-----|-----|-----|-------|--------|-------|
| 1986 | 77 | 70 | | | 147 | CUT | |
| 2004 | 75 | 76 | | | 151 | CUT | |
| 2005 | 72 | 81 | | | 153 | CUT | |
| 2010 | 70 | 77 | | | 147 | CUT | |
| | | | | | | Total | |

GLENN, ROY (74.00)

| Year | 1st | 2nd | 3rd | 4th | Total | Finish | Money |
|------|-----|-----|-----|-----|-------|--------|-------|
| 1955 | 74 | 73 | 74 | 75 | 296 | T55 | |
| | | | | | | Total | |

GLENZ, DAVID (69.00)

| Year | 1st | 2nd | 3rd | 4th | Total | Finish | Money |
|------|-----|-----|-----|-----|-------|--------|------------|
| 1973 | 70 | 67 | 70 | 71 | 278 | T57 | \$420.00 |
| 1975 | 66 | 71 | 66 | 71 | 274 | T13 | 3,400.00 |
| | | | | | | Total | \$3,820.00 |

GLIHA, DON (81.00)

| Year | 1st | 2nd | 3rd | 4th | Total | Finish | Money |
|------|-----|-----|-----|-----|-------|--------|-------|
| 1983 | 79 | 78 | | | 157 | CUT | |
| 2002 | 88 | 79 | | | 167 | CUT | |
| | | | | | | Total | |

GLISSON, BILLY (73.50)

| Year | 1st | 2nd | 3rd | 4th | Total | Finish | Money |
|------|-----|-----|-----|-----|-------|--------|-------|
| 1982 | 75 | 72 | | | 147 | CUT | |
| | | | | | | Total | |

GLOVER, LUCAS (69.86)

| Year | 1st | 2nd | 3rd | 4th | Total | Finish | Money |
|------|-----|-----|-----|-----|-------|--------|--------------|
| 2002 | 72 | 72 | | | 144 | CUT | |
| 2004 | 77 | 73 | | | 150 | CUT | |
| 2006 | 72 | 70 | | | 142 | CUT | |
| 2008 | 65 | 66 | 71 | 68 | 270 | T19 | \$65,250.00 |
| 2009 | 65 | 71 | 65 | 65 | 266 | T11 | 138,000.00 |
| 2012 | 70 | 66 | 71 | 69 | 276 | T47 | 14,584.61 |
| 2013 | 75 | 74 | | | 149 | CUT | |
| 2015 | 67 | 73 | | | 140 | CUT | |
| | | | | | | Total | \$217,834.61 |

GLOVER, RANDY (71.50)

| Year | 1st | 2nd | 3rd | 4th | Total | Finish | Money |
|------|-----|-----|-----|-----|-------|--------|----------|
| 1963 | 69 | 72 | 74 | 71 | 286 | T26 | \$365.00 |
| | | | | | | Total | \$365.00 |

GOALBY, BOB (69.38)

| Year | 1st | 2nd | 3rd | 4th | Total | Finish | Money |
|------|-----|-----|-----|-----|-------|--------|-------------|
| 1958 | 68 | 70 | 68 | 69 | 275 | T13 | \$725.00 |
| 1959 | 68 | 67 | 71 | 73 | 279 | T8 | 950.00 |
| 1961 | 69 | 71 | 69 | 70 | 279 | T17 | 570.00 |
| 1962 | 69 | 69 | 66 | 67 | 271 | 1 | 5,300.00 |
| 1963 | 69 | 71 | 68 | 73 | 281 | T12 | 960.00 |
| 1965 | 64 | 71 | 70 | 70 | 275 | T3 | 4,000.00 |
| 1966 | 69 | 71 | 68 | 67 | 275 | T16 | 1,550.00 |
| 1967 | 71 | 69 | 71 | 68 | 279 | T21 | 953.57 |
| 1969 | 73 | 75 | | | 148 | CUT | |
| 1970 | 71 | 70 | 67 | 68 | 276 | T13 | 1,550.00 |
| 1971 | 70 | 66 | 69 | 68 | 273 | T14 | 1,760.00 |
| 1972 | 67 | 71 | 71 | 69 | 278 | T18 | 1,351.88 |
| 1975 | 67 | 71 | 71 | 71 | 280 | T41 | 760.00 |
| | | | | | | Total | \$20,430.45 |

INDIVIDUAL RESULTS

GOETZ, BOB (70.38)

| Year | 1st | 2nd | 3rd | 4th | Total | Finish | Money |
|------|-----|-----|-----|-----|-------|--------|----------|
| 1960 | 72 | 69 | 72 | 73 | 286 | T45 | |
| 1961 | 65 | 68 | 73 | 71 | 277 | T12 | \$875.00 |
| | | | | | | Total | \$875.00 |

GOGEL, MATT (69.64)

| Year | 1st | 2nd | 3rd | 4th | Total | Finish | Money |
|------|-----|-----|-----|-----|-------|--------|--------------|
| 2000 | 71 | 69 | | | 140 | CUT | |
| 2003 | 67 | 71 | 74 | 69 | 281 | T52 | \$9,280.00 |
| 2004 | 67 | 69 | 69 | 67 | 272 | T6 | 140,700.00 |
| 2005 | 73 | 66 | 73 | 70 | 282 | T63 | 9,116.00 |
| | | | | | | Total | \$159,096.00 |

GOGGIN, MATHEW (69.52)

| Year | 1st | 2nd | 3rd | 4th | Total | Finish | Money |
|------|-----|-----|-----|-----|-------|--------|--------------|
| 2000 | 72 | 70 | | | 142 | CUT | |
| 2001 | 67 | 72 | 72 | 77 | 288 | 85 | \$5,270.00 |
| 2002 | 66 | 70 | 70 | 67 | 273 | T13 | 72,800.00 |
| 2003 | 67 | 71 | 67 | 71 | 276 | T26 | 28,400.00 |
| 2006 | 73 | 73 | | | 146 | CUT | |
| 2007 | 69 | 71 | 67 | 68 | 275 | T15 | 90,000.00 |
| 2009 | 65 | 69 | 70 | 67 | 271 | T26 | 41,700.00 |
| 2010 | 64 | 72 | 67 | 70 | 273 | T34 | 29,025.00 |
| 2012 | 72 | 71 | | | 143 | W/D | |
| | | | | | | Total | \$267,205.00 |

GOGGIN, WILLIE (70.75)

| Year | 1st | 2nd | 3rd | 4th | Total | Finish | Money |
|------|-----|-----|-----|-----|-------|--------|---------|
| 1956 | 69 | 73 | 73 | 68 | 283 | T28 | \$41.25 |
| | | | | | | Total | \$41.25 |

GOIN, TED (73.00)

| Year | 1st | 2nd | 3rd | 4th | Total | Finish | Money |
|------|-----|-----|-----|-----|-------|--------|-------|
| 1981 | 73 | 73 | | | 146 | CUT | |
| | | | | | | Total | |

GOLDSTRAND, JOEL (69.75)

| Year | 1st | 2nd | 3rd | 4th | Total | Finish | Money |
|------|-----|-----|-----|-----|-------|--------|------------|
| 1969 | 66 | 74 | 67 | 73 | 280 | T35 | \$495.71 |
| 1971 | 63 | 77 | 68 | 70 | 278 | T31 | 592.00 |
| | | | | | | Total | \$1,087.71 |

GOMEZ, FABIAN (71.25)

| Year | 1st | 2nd | 3rd | 4th | Total | Finish | Money |
|------|-----|-----|-----|-----|-------|--------|-------|
| 2011 | 73 | 71 | | | 144 | CUT | |
| 2013 | 70 | 71 | | | 141 | CUT | |
| | | | | | | Total | |

GOMEZ, JAIME (73.50)

| Year | 1st | 2nd | 3rd | 4th | Total | Finish | Money |
|------|-----|-----|-----|-----|-------|--------|-------|
| 1993 | 76 | 71 | | | 147 | CUT | |
| | | | | | | Total | |

GONZALES, ANDRES (70.50)

| Year | 1st | 2nd | 3rd | 4th | Total | Finish | Money |
|------|-----|-----|-----|-----|-------|--------|-------------|
| 2011 | 73 | 73 | | | 146 | CUT | |
| 2013 | 68 | 74 | | | 142 | CUT | |
| 2015 | 75 | 70 | | | 145 | CUT | |
| 2016 | 70 | 68 | 65 | 69 | 272 | T17 | \$83,490.00 |
| | | | | | | Total | \$83,490.00 |

GONZALEZ, ERNIE (74.00)

| Year | 1st | 2nd | 3rd | 4th | Total | Finish | Money |
|------|-----|-----|-----|-----|-------|--------|------------|
| 1987 | 67 | 75 | 72 | 72 | 286 | T65 | \$1,435.00 |
| 1988 | 72 | 73 | | | 145 | CUT | |
| 1989 | 74 | 73 | | | 147 | CUT | |
| 1996 | 84 | 78 | | | 162 | CUT | |
| | | | | | | Total | \$1,435.00 |

GONZALEZ, JAIME (68.50)

| Year | 1st | 2nd | 3rd | 4th | Total | Finish | Money |
|------|-----|-----|-----|-----|-------|--------|-------------|
| 1980 | 64 | 70 | 67 | 70 | 271 | T5 | \$10,170.00 |
| 1981 | 69 | 71 | | | 140 | CUT | |
| | | | | | | Total | \$10,170.00 |

GOOCH, LAN (73.00)

| Year | 1st | 2nd | 3rd | 4th | Total | Finish | Money |
|------|-----|-----|-----|-----|-------|--------|-------|
| 1998 | 72 | 74 | | | 146 | CUT | |
| | | | | | | Total | |

GOOSEN, RETIEF (68.12)

| Year | 1st | 2nd | 3rd | 4th | Total | Finish | Money |
|------|-----|-----|-----|-----|-------|--------|--------------|
| 2010 | 68 | 69 | 64 | 67 | 268 | T5 | \$210,750.00 |
| 2014 | 68 | 69 | 71 | 69 | 277 | T51 | 14,591.00 |
| 2016 | 69 | 69 | 69 | 69 | 276 | T47 | 16,573.34 |
| | | | | | | Total | \$241,914.34 |

GOOSIE, J.C. (70.88)

| Year | 1st | 2nd | 3rd | 4th | Total | Finish | Money |
|------|-----|-----|-----|-----|-------|--------|------------|
| 1957 | 71 | 71 | 72 | 75 | 289 | T40 | |
| 1968 | 70 | 66 | 72 | 70 | 278 | T14 | \$1,800.00 |
| | | | | | | Total | \$1,800.00 |

GORDON, SCOTT (69.00)

| Year | 1st | 2nd | 3rd | 4th | Total | Finish | Money |
|------|-----|-----|-----|-----|-------|--------|-------|
| 2011 | 71 | 67 | | | 138 | CUT | |
| | | | | | | Total | |

INDIVIDUAL RESULTS

GORE, JASON (70.09)

| Year | 1st | 2nd | 3rd | 4th | Total | Finish | Money |
|------|-----|-----|-----|-----|-------|--------|--------------|
| 2001 | 74 | 69 | | | 143 | CUT | |
| 2003 | 68 | 73 | | | 141 | CUT | |
| 2005 | 74 | 65 | 76 | 72 | 287 | T73 | \$8,299.00 |
| 2006 | 77 | | | | 77 | W/D | |
| 2008 | 71 | 66 | 69 | 69 | 275 | T45 | 16,817.14 |
| 2009 | 68 | 68 | 73 | 70 | 279 | T68 | 12,180.00 |
| 2015 | 64 | 68 | 69 | 69 | 270 | T10 | 147,200.00 |
| 2016 | 68 | 72 | | | 140 | CUT | |
| | | | | | | Total | \$200,306.14 |

GORMAN, BRYAN (75.50)

| Year | 1st | 2nd | 3rd | 4th | Total | Finish | Money |
|------|-----|-----|-----|-----|-------|--------|-------|
| 1996 | 71 | 80 | | | 151 | CUT | |
| | | | | | | Total | |

GORMAN, TOM (74.25)

| Year | 1st | 2nd | 3rd | 4th | Total | Finish | Money |
|------|-----|-----|-----|-----|-------|--------|-------|
| 1980 | 71 | 73 | | | 144 | CUT | |
| 1984 | 72 | 81 | | | 153 | CUT | |
| | | | | | | Total | |

GOSS, OLIVER (70.50)

| Year | 1st | 2nd | 3rd | 4th | Total | Finish | Money |
|------|-----|-----|-----|-----|-------|--------|-------|
| 2014 | 70 | 71 | | | 141 | CUT | |
| | | | | | | Total | |

GOSSETT, DAVID (70.25)

| Year | 1st | 2nd | 3rd | 4th | Total | Finish | Money |
|------|-----|-----|-----|-----|-------|--------|-------|
| 1998 | 69 | 71 | | | 140 | CUT | |
| 2003 | 68 | 73 | | | 141 | CUT | |
| | | | | | | Total | |

GOTSCHKE, STEVE (70.00)

| Year | 1st | 2nd | 3rd | 4th | Total | Finish | Money |
|------|-----|-----|-----|-----|-------|--------|-------------|
| 1994 | 73 | 70 | | | 143 | CUT | |
| 1995 | 70 | 68 | 69 | 70 | 277 | T33 | \$6,480.00 |
| 2000 | 67 | 72 | 69 | 72 | 280 | T73 | 5,376.00 |
| | | | | | | Total | \$11,856.00 |

GOVE, JEFF (70.50)

| Year | 1st | 2nd | 3rd | 4th | Total | Finish | Money |
|------|-----|-----|-----|-----|-------|--------|--------------|
| 2000 | 72 | 74 | | | 146 | CUT | |
| 2002 | 73 | 64 | 68 | 67 | 272 | T10 | \$100,000.00 |
| 2006 | 72 | 67 | 69 | 70 | 278 | T40 | 17,600.00 |
| 2007 | 69 | 76 | | | 145 | CUT | |
| 2008 | 69 | 73 | | | 142 | CUT | |
| 2010 | 68 | 73 | | | 141 | CUT | |
| 2013 | 73 | 72 | | | 145 | CUT | |
| | | | | | | Total | \$117,600.00 |

GOVE, MIKE (70.38)

| Year | 1st | 2nd | 3rd | 4th | Total | Finish | Money |
|------|-----|-----|-----|-----|-------|--------|------------|
| 1980 | 71 | 67 | 71 | 70 | 279 | T46 | \$790.50 |
| 1981 | 69 | 69 | 70 | 74 | 282 | T87 | 498.00 |
| 1982 | 72 | 69 | | | 141 | CUT | |
| 1983 | 71 | 67 | 74 | 63 | 275 | T17 | 4,060.00 |
| 1984 | 72 | 77 | | | 149 | CUT | |
| | | | | | | Total | \$5,348.50 |

GOW, PAUL (69.23)

| Year | 1st | 2nd | 3rd | 4th | Total | Finish | Money |
|------|-----|-----|-----|-----|-------|--------|--------------|
| 2000 | 69 | 70 | 67 | 68 | 274 | T32 | \$13,626.67 |
| 2001 | 67 | 69 | 68 | 69 | 273 | T29 | 19,286.42 |
| 2002 | 73 | 66 | 64 | 73 | 276 | T27 | 27,800.00 |
| 2003 | 71 | 69 | 68 | 69 | 277 | T33 | 22,600.00 |
| 2005 | 69 | 70 | 69 | 69 | 277 | T36 | 19,815.83 |
| 2007 | 74 | 72 | | | 146 | CUT | |
| | | | | | | Total | \$103,128.92 |

GOYDOS, PAUL (70.70)

| Year | 1st | 2nd | 3rd | 4th | Total | Finish | Money |
|------|-----|-----|-----|-----|-------|--------|--------------|
| 1993 | 70 | 71 | 76 | 68 | 285 | T51 | \$2,340.00 |
| 1994 | 71 | 70 | 67 | 76 | 284 | T55 | 2,700.00 |
| 1995 | 73 | 70 | | | 143 | CUT | |
| 1996 | 77 | 76 | | | 153 | CUT | |
| 1997 | 69 | 69 | 69 | 74 | 281 | T61 | 3,210.00 |
| 1998 | 72 | 71 | | | 143 | CUT | |
| 1999 | 68 | 67 | 71 | 73 | 279 | T58 | 5,550.00 |
| 2000 | 66 | 67 | 68 | 73 | 274 | T32 | 13,626.66 |
| 2001 | 70 | 72 | | | 142 | CUT | |
| 2002 | 76 | 72 | | | 148 | CUT | |
| 2003 | 67 | 65 | 74 | 74 | 280 | T47 | 10,576.00 |
| 2005 | 72 | 74 | | | 146 | CUT | |
| 2006 | 70 | 67 | 70 | 71 | 278 | T40 | 17,600.00 |
| 2009 | 63 | 68 | 63 | 67 | 261 | T2 | 528,000.00 |
| 2011 | 72 | 68 | | | 140 | CUT | |
| 2013 | 74 | 80 | | | 154 | CUT | |
| 2014 | 70 | 74 | | | 144 | CUT | |
| | | | | | | Total | \$583,602.66 |

INDIVIDUAL RESULTS

GRACE, BRANDEN (71.25)

| Year | 1st | 2nd | 3rd | 4th | Total | Finish | Money |
|------|-----|-----|-----|-----|-------|--------|-------|
| 2015 | 67 | 77 | | | 144 | CUT | |
| 2016 | 71 | 70 | | | 141 | CUT | |
| | | | | | | Total | |

GRADY, WAYNE (70.70)

| Year | 1st | 2nd | 3rd | 4th | Total | Finish | Money |
|------|-----|-----|-----|-----|-------|--------|-------------|
| 1985 | 70 | 65 | 65 | 72 | 272 | T4 | \$26,400.00 |
| 1986 | 74 | 64 | 77 | 76 | 291 | 77 | 1,302.00 |
| 1988 | 70 | 68 | 70 | 74 | 282 | T60 | 1,519.00 |
| 1989 | 69 | 67 | 65 | 72 | 273 | T12 | 22,000.00 |
| 1990 | 66 | 68 | 71 | 68 | 273 | T21 | 10,000.00 |
| 1998 | 77 | 71 | | | 148 | CUT | |
| 1999 | 71 | 75 | | | 146 | CUT | |
| 2000 | 68 | 69 | 72 | 69 | 278 | T58 | 6,076.00 |
| 2002 | 78 | 80 | | | 158 | CUT | |
| | | | | | | Total | \$67,297.00 |

GRAHAM, DAVID (69.08)

| Year | 1st | 2nd | 3rd | 4th | Total | Finish | Money |
|------|-----|-----|-----|-----|-------|--------|------------|
| 1972 | 68 | 66 | 71 | 71 | 276 | T11 | \$2,625.00 |
| 1978 | 71 | 65 | 68 | 69 | 273 | T17 | 2,730.00 |
| 1982 | 68 | 65 | 68 | 74 | 275 | T47 | 770.57 |
| 1984 | 74 | | | | 74 | W/D | |
| | | | | | | Total | \$6,125.57 |

GRAHAM, LARRY (78.75)

| Year | 1st | 2nd | 3rd | 4th | Total | Finish | Money |
|------|-----|-----|-----|-----|-------|--------|-------|
| 1983 | 77 | 75 | | | 152 | CUT | |
| 1987 | 85 | 78 | | | 163 | CUT | |
| | | | | | | Total | |

GRAHAM, LOU (69.73)

| Year | 1st | 2nd | 3rd | 4th | Total | Finish | Money |
|------|-----|-----|-----|-----|-------|--------|-------------|
| 1965 | 73 | 69 | 71 | 74 | 287 | T64 | |
| 1969 | 72 | 67 | 68 | 67 | 274 | T8 | \$2,510.00 |
| 1970 | 72 | 67 | 71 | 67 | 277 | T21 | 902.86 |
| 1971 | 68 | 67 | 67 | 66 | 268 | T2 | 10,175.00 |
| 1972 | 70 | 67 | 69 | 69 | 275 | 10 | 3,125.00 |
| 1974 | 70 | 69 | 69 | 70 | 278 | T27 | 1,390.00 |
| 1975 | 67 | 67 | 71 | 74 | 279 | T34 | 988.57 |
| 1977 | 70 | 68 | 66 | 68 | 272 | T11 | 4,252.50 |
| 1978 | 66 | 70 | 72 | 68 | 276 | T38 | 903.00 |
| 1979 | 69 | 69 | 67 | 66 | 271 | T5 | 10,950.00 |
| 1981 | 72 | | | | 72 | W/D | |
| 1982 | 71 | 69 | | | 140 | CUT | |
| 1983 | 71 | 67 | 67 | 73 | 278 | T39 | 1,260.00 |
| 1984 | 77 | 74 | | | 151 | CUT | |
| 1985 | 71 | 77 | | | 148 | CUT | |
| 1986 | 71 | 71 | 70 | 72 | 284 | T65 | 1,456.00 |
| 1987 | 72 | 70 | 70 | 72 | 284 | T58 | 1,533.00 |
| | | | | | | Total | \$39,445.93 |

GRAHAM, TIM (70.75)

| Year | 1st | 2nd | 3rd | 4th | Total | Finish | Money |
|------|-----|-----|-----|-----|-------|--------|----------|
| 1982 | 69 | 68 | 71 | 75 | 283 | T76 | \$558.00 |
| | | | | | | Total | \$558.00 |

GRANT, BOB (71.75)

| Year | 1st | 2nd | 3rd | 4th | Total | Finish | Money |
|------|-----|-----|-----|-----|-------|--------|-------|
| 1956 | 69 | 69 | 77 | 72 | 287 | T48 | |
| | | | | | | Total | |

GRANT, JIM (71.48)

| Year | 1st | 2nd | 3rd | 4th | Total | Finish | Money |
|------|-----|-----|-----|-----|-------|--------|------------|
| 1958 | 74 | 77 | 74 | 77 | 302 | 69 | |
| 1960 | 78 | 73 | 73 | 81 | 305 | 70 | |
| 1961 | 71 | 70 | 72 | 79 | 292 | 64 | |
| 1962 | 71 | 75 | 69 | 76 | 291 | T58 | |
| 1963 | 70 | 71 | 75 | 70 | 286 | T26 | |
| 1964 | 70 | 67 | 70 | 67 | 274 | T2 | |
| 1966 | 68 | 69 | 70 | 64 | 271 | T6 | |
| 1967 | 73 | 68 | 74 | 68 | 283 | T41 | |
| 1968 | 73 | 68 | 71 | 73 | 285 | T43 | \$171.67 |
| 1970 | 69 | 64 | 71 | 69 | 273 | T4 | 4,400.00 |
| 1983 | 76 | 64 | | | 140 | CUT | |
| | | | | | | Total | \$4,571.67 |

GRANT, R. (72.25)

| Year | 1st | 2nd | 3rd | 4th | Total | Finish | Money |
|------|-----|-----|-----|-----|-------|--------|-------|
| 1952 | 75 | 70 | 73 | 71 | 289 | T37 | |
| 1954 | 74 | 72 | 72 | 71 | 289 | T50 | |
| | | | | | | Total | |

GRAY, THOMAS (70.30)

| Year | 1st | 2nd | 3rd | 4th | Total | Finish | Money |
|------|-----|-----|-----|-----|-------|--------|------------|
| 1982 | 66 | 67 | 68 | 70 | 271 | T22 | \$2,785.00 |
| 1983 | 70 | 73 | | | 143 | CUT | |
| 1984 | 73 | 71 | 73 | 72 | 289 | T67 | 816.00 |
| | | | | | | Total | \$3,601.00 |

GRAZIOSA, FRANK (77.00)

| Year | 1st | 2nd | 3rd | 4th | Total | Finish | Money |
|------|-----|-----|-----|-----|-------|--------|-------|
| 2004 | 77 | 77 | | | 154 | CUT | |
| | | | | | | Total | |

INDIVIDUAL RESULTS

GREEN, HUBERT (69.01)

| Year | 1st | 2nd | 3rd | 4th | Total | Finish | Money |
|------|-----|-----|-----|-----|-------|--------|--------------|
| 1971 | 66 | 68 | 70 | 66 | 270 | T4 | \$4,290.00 |
| 1972 | 67 | 68 | 73 | 69 | 277 | T14 | 2,062.50 |
| 1973 | 63 | 73 | 63 | 68 | 267 | T7 | 5,460.00 |
| 1974 | 67 | 72 | 71 | 66 | 276 | T11 | 3,466.67 |
| 1975 | 66 | 65 | 68 | 68 | 267 | 2 | 22,800.00 |
| 1976 | 70 | 68 | 67 | 68 | 273 | T9 | 5,250.00 |
| 1977 | 69 | 69 | 64 | 70 | 272 | T11 | 4,252.50 |
| 1978 | 69 | 69 | 68 | 69 | 275 | T31 | 1,191.00 |
| 1979 | 67 | 71 | 68 | 66 | 272 | T8 | 9,000.00 |
| 1980 | 72 | 67 | 65 | 69 | 273 | T14 | 5,400.00 |
| 1981 | 68 | 65 | 67 | 64 | 264 | 1 | 54,000.00 |
| 1982 | 66 | 66 | 66 | 67 | 265 | T2 | 26,400.00 |
| 1983 | 67 | 69 | 73 | 70 | 279 | T43 | 876.60 |
| 1984 | 70 | 71 | 71 | 68 | 280 | T16 | 6,200.00 |
| 1985 | 66 | 71 | 69 | 70 | 276 | T19 | 6,771.43 |
| 1986 | 71 | 72 | | | 143 | CUT | |
| 1987 | 73 | 74 | | | 147 | CUT | |
| 1988 | 70 | 65 | 73 | 70 | 278 | T36 | 3,013.77 |
| 1989 | 69 | 69 | 70 | 73 | 281 | T60 | 2,170.00 |
| 1990 | 66 | 71 | 68 | 68 | 273 | T21 | 10,000.00 |
| 1992 | 68 | 81 | | | 149 | CUT | |
| 1993 | 70 | 70 | 72 | 68 | 280 | T20 | 10,833.34 |
| 1994 | 79 | 72 | | | 151 | CUT | |
| 1995 | 72 | 75 | | | 147 | CUT | |
| | | | | | | Total | \$183,437.81 |

GREEN, JIMMY (71.10)

| Year | 1st | 2nd | 3rd | 4th | Total | Finish | Money |
|------|-----|-----|-----|-----|-------|--------|-------------|
| 1997 | 73 | 75 | | | 148 | CUT | |
| 1999 | 70 | 68 | 73 | 76 | 287 | T2 | \$4,900.00 |
| 2001 | 66 | 73 | 70 | 67 | 276 | T45 | 9,076.80 |
| | | | | | | Total | \$13,976.80 |

GREEN, KEN (70.93)

| Year | 1st | 2nd | 3rd | 4th | Total | Finish | Money |
|------|-----|-----|-----|-----|-------|--------|--------------|
| 1982 | 70 | 70 | | | 140 | CUT | |
| 1983 | 70 | 69 | 72 | 74 | 285 | T63 | \$633.00 |
| 1984 | 76 | 76 | | | 152 | CUT | |
| 1985 | 69 | 73 | | | 142 | T70 | 1,176.00 |
| 1986 | 73 | 70 | | | 143 | CUT | |
| 1987 | 69 | 73 | 68 | 77 | 287 | T71 | 1,330.00 |
| 1988 | 66 | 70 | 71 | 70 | 277 | T32 | 4,051.50 |
| 1989 | 71 | 67 | 68 | 73 | 279 | T47 | 2,568.57 |
| 1990 | 66 | 69 | 71 | 68 | 274 | T27 | 6,516.67 |
| 1991 | 67 | 69 | 71 | 67 | 274 | T10 | 24,000.00 |
| 1992 | 68 | 72 | 70 | 68 | 278 | T8 | 29,000.00 |
| 1993 | 78 | | | | 78 | W/D | |
| 1994 | 69 | 70 | 68 | 68 | 275 | T9 | 28,800.00 |
| 1995 | 73 | 66 | 68 | 71 | 278 | T38 | 4,920.00 |
| 1996 | 70 | 78 | | | 148 | CUT | |
| 1997 | 77 | 73 | | | 150 | CUT | |
| 1998 | 71 | 74 | | | 145 | CUT | |
| 2000 | 75 | | | | 75 | W/D | |
| 2001 | 74 | 70 | | | 144 | CUT | |
| 2004 | 77 | | | | 77 | DQ | |
| | | | | | | Total | \$102,995.74 |

GREEN, NATHAN (68.56)

| Year | 1st | 2nd | 3rd | 4th | Total | Finish | Money |
|------|-----|-----|-----|-----|-------|--------|--------------|
| 2006 | 71 | 65 | 69 | 66 | 271 | 4 | \$211,200.00 |
| 2008 | 68 | 71 | | | 139 | CUT | |
| 2009 | 69 | 67 | 68 | 68 | 272 | T34 | 28,400.00 |
| 2011 | 76 | 66 | | | 142 | CUT | |
| 2012 | 65 | 69 | 70 | 69 | 273 | T24 | 49,800.00 |
| | | | | | | Total | \$289,400.00 |

GREENE, BERT (69.82)

| Year | 1st | 2nd | 3rd | 4th | Total | Finish | Money |
|------|-----|-----|-----|-----|-------|--------|------------|
| 1968 | 71 | 72 | 70 | 72 | 285 | T43 | \$171.67 |
| 1969 | 69 | 67 | 70 | 65 | 271 | T4 | 4,400.00 |
| 1970 | 71 | 67 | 69 | 70 | 277 | T21 | 902.85 |
| 1971 | 70 | 71 | 71 | 71 | 283 | T66 | 115.79 |
| 1973 | 73 | 64 | 72 | 67 | 276 | T44 | 603.34 |
| 1974 | 69 | 69 | 75 | 69 | 282 | T52 | 460.00 |
| 1975 | 70 | 70 | 72 | 69 | 281 | T45 | 540.00 |
| | | | | | | Total | \$7,193.65 |

GREENWOOD, BOBBY (69.25)

| Year | 1st | 2nd | 3rd | 4th | Total | Finish | Money |
|------|-----|-----|-----|-----|-------|--------|------------|
| 1974 | 69 | 72 | 68 | 68 | 277 | T20 | \$1,928.57 |
| | | | | | | Total | \$1,928.57 |

GREER, BRAD (71.00)

| Year | 1st | 2nd | 3rd | 4th | Total | Finish | Money |
|------|-----|-----|-----|-----|-------|--------|------------|
| 1987 | 69 | 72 | 70 | 73 | 284 | T58 | \$1,533.00 |
| | | | | | | Total | \$1,533.00 |

INDIVIDUAL RESULTS

GRIFFITHS, ED (69.25)

| Year | 1st | 2nd | 3rd | 4th | Total | Finish | Money |
|------|-----|-----|-----|-----|-------|--------|----------|
| 1966 | 67 | 68 | 69 | 73 | 277 | T26 | \$800.00 |
| | | | | | | Total | \$800.00 |

GRIGLEY, MIKE (80.50)

| Year | 1st | 2nd | 3rd | 4th | Total | Finish | Money |
|------|-----|-----|-----|-----|-------|--------|-------|
| 1986 | 81 | 80 | | | 161 | CUT | |
| | | | | | | Total | |

GRIMES, TONY (70.67)

| Year | 1st | 2nd | 3rd | 4th | Total | Finish | Money |
|------|-----|-----|-----|-----|-------|--------|------------|
| 1987 | 71 | 74 | | | 145 | CUT | |
| 1989 | 69 | 70 | 65 | 75 | 279 | T47 | \$2,568.57 |
| | | | | | | Total | \$2,568.57 |

GRISSETTE, ULY (75.50)

| Year | 1st | 2nd | 3rd | 4th | Total | Finish | Money |
|------|-----|-----|-----|-----|-------|--------|-------|
| 2004 | 73 | 78 | | | 151 | CUT | |
| | | | | | | Total | |

GROB, MIKE (71.33)

| Year | 1st | 2nd | 3rd | 4th | Total | Finish | Money |
|------|-----|-----|-----|-----|-------|--------|-------------|
| 2003 | 68 | 70 | 70 | 72 | 280 | T47 | \$10,576.00 |
| 2004 | 77 | 71 | | | 148 | CUT | |
| | | | | | | Total | \$10,576.00 |

GROH, GARY (70.31)

| Year | 1st | 2nd | 3rd | 4th | Total | Finish | Money |
|------|-----|-----|-----|-----|-------|--------|------------|
| 1973 | 68 | 68 | 71 | 69 | 276 | T44 | \$603.33 |
| 1974 | 69 | 68 | 68 | 74 | 279 | T33 | 949.09 |
| 1975 | 71 | 70 | 73 | 72 | 286 | T69 | 152.50 |
| 1978 | 69 | 69 | 70 | 76 | 284 | T73 | |
| | | | | | | Total | \$1,704.92 |

GRONAUER, FRED (71.38)

| Year | 1st | 2nd | 3rd | 4th | Total | Finish | Money |
|------|-----|-----|-----|-----|-------|--------|-------|
| 1959 | 69 | 68 | 76 | 75 | 288 | T42 | |
| 1961 | 70 | 69 | 72 | 72 | 283 | T43 | |
| | | | | | | Total | |

GRONBERG, MATHIAS (71.20)

| Year | 1st | 2nd | 3rd | 4th | Total | Finish | Money |
|------|-----|-----|-----|-----|-------|--------|-------------|
| 2004 | 73 | 71 | | | 144 | CUT | |
| 2005 | 73 | 69 | | | 142 | CUT | |
| 2006 | 68 | 71 | 65 | 77 | 281 | T53 | \$10,090.66 |
| 2007 | 77 | | | | 77 | W/D | |
| 2008 | 71 | 71 | | | 142 | CUT | |
| 2009 | 70 | 72 | | | 142 | CUT | |
| 2010 | 67 | 73 | | | 140 | CUT | |
| | | | | | | Total | \$10,090.66 |

GROSS, JOHN (70.25)

| Year | 1st | 2nd | 3rd | 4th | Total | Finish | Money |
|------|-----|-----|-----|-----|-------|--------|----------|
| 1965 | 69 | 74 | 68 | 70 | 281 | T30 | \$550.00 |
| | | | | | | Total | \$550.00 |

GRUNEWALD, KELLY (70.75)

| Year | 1st | 2nd | 3rd | 4th | Total | Finish | Money |
|------|-----|-----|-----|-----|-------|--------|------------|
| 2001 | 69 | 70 | 75 | 69 | 283 | T77 | \$5,735.00 |
| | | | | | | Total | \$5,735.00 |

GRUSS, ANDREW (80.50)

| Year | 1st | 2nd | 3rd | 4th | Total | Finish | Money |
|------|-----|-----|-----|-----|-------|--------|-------|
| 2008 | 80 | 81 | | | 161 | CUT | |
| | | | | | | Total | |

GRYGIEL, JEFF (73.75)

| Year | 1st | 2nd | 3rd | 4th | Total | Finish | Money |
|------|-----|-----|-----|-----|-------|--------|-------|
| 1985 | 76 | 70 | | | 146 | CUT | |
| 1986 | 75 | 74 | | | 149 | CUT | |
| | | | | | | Total | |

GULLION, JOEY (70.50)

| Year | 1st | 2nd | 3rd | 4th | Total | Finish | Money |
|------|-----|-----|-----|-----|-------|--------|-------|
| 2000 | 72 | 69 | | | 141 | CUT | |
| | | | | | | Total | |

GUMP, SCOTT (70.30)

| Year | 1st | 2nd | 3rd | 4th | Total | Finish | Money |
|------|-----|-----|-----|-----|-------|--------|-------------|
| 1991 | 71 | 73 | | | 144 | CUT | |
| 1992 | 67 | 72 | 75 | 70 | 284 | T42 | \$3,600.00 |
| 1993 | 73 | 67 | 69 | 69 | 278 | T11 | 21,200.00 |
| 1995 | 70 | 71 | 68 | 69 | 278 | T38 | 4,920.00 |
| 1996 | 70 | 75 | | | 145 | CUT | |
| 1997 | 70 | 72 | 73 | 71 | 286 | T77 | 2,760.00 |
| 1998 | 68 | 62 | 72 | 74 | 276 | T36 | 8,209.09 |
| 1999 | 75 | 69 | | | 144 | CUT | |
| 2000 | 67 | 68 | 70 | 69 | 274 | T32 | 13,626.67 |
| | | | | | | Total | \$54,315.76 |

GUNNING, JAY (75.50)

| Year | 1st | 2nd | 3rd | 4th | Total | Finish | Money |
|------|-----|-----|-----|-----|-------|--------|-------|
| 1996 | 76 | 75 | | | 151 | CUT | |
| | | | | | | Total | |

INDIVIDUAL RESULTS

GUSTIN, JON (72.00)

| Year | 1st | 2nd | 3rd | 4th | Total | Finish | Money |
|------|-----|-----|-----|-----|-------|--------|-------|
| 1959 | 74 | 70 | 74 | 74 | 292 | T62 | |
| 1961 | 72 | 69 | 68 | 75 | 284 | T48 | |
| | | | | | | Total | |

GUTHRIE, LUKE (71.50)

| Year | 1st | 2nd | 3rd | 4th | Total | Finish | Money |
|------|-----|-----|-----|-----|-------|--------|-------|
| 2014 | 72 | 75 | | | 147 | CUT | |
| 2015 | 68 | 74 | | | 142 | CUT | |
| 2016 | 69 | 71 | | | 140 | CUT | |
| | | | | | | Total | |

GUTSCHEWSKI, SCOTT (72.17)

| Year | 1st | 2nd | 3rd | 4th | Total | Finish | Money |
|------|-----|-----|-----|-----|-------|--------|-------------|
| 2005 | 71 | 70 | | | 141 | CUT | |
| 2006 | 71 | 73 | | | 144 | CUT | |
| 2007 | 72 | 69 | 77 | 78 | 296 | 79 | \$10,920.00 |
| 2009 | 71 | 73 | | | 144 | CUT | |
| 2011 | 75 | 66 | | | 141 | CUT | |
| | | | | | | Total | \$10,920.00 |

GWIN, TED (70.00)

| Year | 1st | 2nd | 3rd | 4th | Total | Finish | Money |
|------|-----|-----|-----|-----|-------|--------|----------|
| 1956 | 70 | 73 | 66 | 71 | 280 | T19 | \$280.00 |
| | | | | | | Total | \$280.00 |

H.LEE, RICHARD (71.00)

| Year | 1st | 2nd | 3rd | 4th | Total | Finish | Money |
|------|-----|-----|-----|-----|-------|--------|-------------|
| 2012 | 72 | 67 | 69 | 70 | 278 | T62 | \$12,900.00 |
| 2014 | 70 | 78 | | | 148 | CUT | |
| | | | | | | Total | \$12,900.00 |

HAAS, BILL (69.69)

| Year | 1st | 2nd | 3rd | 4th | Total | Finish | Money |
|------|-----|-----|-----|-----|-------|--------|--------------|
| 2004 | 70 | 69 | 69 | 73 | 281 | T58 | \$9,324.00 |
| 2006 | 72 | 75 | | | 147 | CUT | |
| 2007 | 72 | 68 | 68 | 69 | 277 | T29 | 39,900.00 |
| 2008 | 68 | 67 | 69 | 66 | 270 | T19 | 65,250.00 |
| 2010 | 69 | 71 | | | 140 | CUT | |
| | | | | | | Total | \$114,474.00 |

HAAS, FRED (70.63)

| Year | 1st | 2nd | 3rd | 4th | Total | Finish | Money |
|------|-----|-----|-----|-----|-------|--------|----------|
| 1952 | 72 | 71 | 74 | 70 | 287 | T29 | \$120.00 |
| 1954 | 71 | 69 | 66 | 72 | 278 | T16 | 245.00 |
| | | | | | | Total | \$365.00 |

HAAS, HUNTER (70.10)

| Year | 1st | 2nd | 3rd | 4th | Total | Finish | Money |
|------|-----|-----|-----|-----|-------|--------|-------------|
| 2001 | 73 | 71 | | | 144 | CUT | |
| 2005 | 73 | 65 | 71 | 69 | 278 | T42 | \$13,502.00 |
| 2011 | 71 | 66 | | | 137 | CUT | |
| 2012 | 72 | 70 | | | 142 | CUT | |
| | | | | | | Total | \$13,502.00 |

HAAS, JAY (69.49)

| Year | 1st | 2nd | 3rd | 4th | Total | Finish | Money |
|------|-----|-----|-----|-----|-------|--------|--------------|
| 1976 | 72 | 70 | 72 | 66 | 280 | T33 | \$1,063.13 |
| 1978 | 67 | 68 | 68 | 71 | 274 | T22 | 1,715.00 |
| 1979 | 65 | 71 | 73 | 70 | 279 | T35 | 1,511.25 |
| 1980 | 68 | 70 | 66 | 65 | 269 | 3 | 20,400.00 |
| 1981 | 65 | 68 | 68 | 67 | 268 | T8 | 8,400.00 |
| 1982 | 68 | 67 | 70 | 71 | 276 | T54 | 681.00 |
| 1983 | 69 | 66 | 69 | 65 | 269 | T2 | 26,400.00 |
| 1984 | 69 | 72 | 70 | 68 | 279 | T11 | 8,480.00 |
| 1985 | 71 | 72 | | | 143 | CUT | |
| 1986 | 71 | 66 | 71 | 74 | 282 | T58 | 1,547.00 |
| 1987 | 69 | 71 | 70 | 67 | 277 | T20 | 8,155.00 |
| 1988 | 68 | 72 | 72 | 72 | 284 | 67 | 1,442.00 |
| 1989 | 70 | 68 | 67 | 69 | 274 | T14 | 18,000.00 |
| 1990 | 65 | 70 | 72 | 70 | 277 | T45 | 2,752.50 |
| 1991 | 69 | 69 | 71 | 73 | 282 | T56 | 2,230.00 |
| 1992 | 69 | 73 | 70 | 68 | 280 | T15 | 14,525.00 |
| 1993 | 70 | 72 | 71 | 70 | 283 | T38 | 3,800.00 |
| 1994 | 75 | 69 | | | 144 | CUT | |
| 1997 | 73 | 71 | | | 144 | CUT | |
| 1998 | 71 | 66 | 67 | 72 | 276 | T36 | 8,209.09 |
| 1999 | 72 | 70 | | | 142 | CUT | |
| 2000 | 71 | 73 | | | 144 | CUT | |
| 2001 | 71 | 68 | 68 | 67 | 274 | T36 | 13,659.37 |
| 2003 | 63 | 68 | 75 | 70 | 276 | T26 | 28,400.00 |
| | | | | | | Total | \$171,370.34 |

HAAS, JERRY (69.80)

| Year | 1st | 2nd | 3rd | 4th | Total | Finish | Money |
|------|-----|-----|-----|-----|-------|--------|-------------|
| 1990 | 68 | 70 | 72 | 69 | 279 | T58 | \$2,200.00 |
| 1991 | 72 | 73 | | | 145 | CUT | |
| 1995 | 68 | 65 | 71 | 70 | 274 | T18 | 15,120.00 |
| | | | | | | Total | \$17,320.00 |

INDIVIDUAL RESULTS

HACKNEY, ALEX (74.50)

| Year | 1st | 2nd | 3rd | 4th | Total | Finish | Money |
|------|-----|-----|-----|-----|-------|--------------|-------|
| 1955 | 73 | 74 | 74 | 77 | 298 | T60 Total | |

HADLEY, CHESSON (71.00)

| Year | 1st | 2nd | 3rd | 4th | Total | Finish | Money |
|------|-----|-----|-----|-----|-------|--------------|-------|
| 2014 | 70 | 72 | | | 142 | CUT | |
| 2016 | 72 | 70 | | | 142 | CUT Total | |

HADWIN, ADAM (69.75)

| Year | 1st | 2nd | 3rd | 4th | Total | Finish | Money |
|------|-----|-----|-----|-----|-------|--------------|-------|
| 2014 | 67 | 72 | | | 139 | CUT | |
| 2016 | 70 | 70 | | | 140 | CUT Total | |

HAGER, JOE (70.10)

| Year | 1st | 2nd | 3rd | 4th | Total | Finish | Money |
|------|-----|-----|-----|-----|-------|--------------|----------------------|
| 1979 | 68 | 72 | 72 | 70 | 282 | T55 | \$684.00 |
| 1980 | 71 | 72 | | | 143 | CUT | |
| 1981 | 71 | 68 | 66 | 71 | 276 | T55 Total | 666.00 \$1,350.00 |

HAHN, JAMES (71.83)

| Year | 1st | 2nd | 3rd | 4th | Total | Finish | Money |
|------|-----|-----|-----|-----|-------|--------------|-------------|
| 2014 | 69 | 70 | 76 | 73 | 288 | 77 | \$11,532.00 |
| 2016 | 68 | 75 | | | 143 | CUT Total | \$11,532.00 |

HAK LEE, JUN (75.50)

| Year | 1st | 2nd | 3rd | 4th | Total | Finish | Money |
|------|-----|-----|-----|-----|-------|--------------|-------|
| 2015 | 75 | 76 | | | 151 | CUT Total | |

HALEY, PAUL, II (72.00)

| Year | 1st | 2nd | 3rd | 4th | Total | Finish | Money |
|------|-----|-----|-----|-----|-------|--------------|-------|
| 2013 | 72 | 72 | | | 144 | CUT Total | |

HALL, TYLER (70.50)

| Year | 1st | 2nd | 3rd | 4th | Total | Finish | Money |
|------|-----|-----|-----|-----|-------|--------------|-------|
| 2005 | 71 | 70 | | | 141 | CUT Total | |

HALLBERG, GARY (70.60)

| Year | 1st | 2nd | 3rd | 4th | Total | Finish | Money |
|------|-----|-----|-----|-----|-------|--------------|-------------|
| 1980 | 68 | 70 | 63 | 70 | 271 | T5 | \$10,170.00 |
| 1981 | 68 | 73 | | | 141 | CUT | |
| 1982 | 67 | 71 | 74 | 78 | 290 | 80 | 540.00 |
| 1983 | 68 | 72 | | | 140 | CUT | |
| 1984 | 70 | 72 | 67 | 64 | 273 | T3 | 23,200.00 |
| 1985 | 74 | 77 | | | 151 | CUT | |
| 1986 | 72 | 67 | 67 | 70 | 276 | T18 | 8,820.00 |
| 1990 | 69 | 72 | | | 141 | CUT | |
| 1992 | 66 | 74 | 78 | 67 | 285 | T46 | 2,674.29 |
| 1993 | 70 | 77 | | | 147 | CUT | |
| 1995 | 71 | 69 | 65 | 71 | 276 | T28 | 8,160.00 |
| 1998 | 72 | 67 | 72 | 71 | 282 | T72 | 3,920.00 |
| 2003 | 77 | 74 | | | 151 | CUT Total | \$57,484.29 |

HALLDORSON, DAN (73.08)

| Year | 1st | 2nd | 3rd | 4th | Total | Finish | Money |
|------|-----|-----|-----|-----|-------|--------------|-------|
| 1984 | 73 | 73 | | | 146 | CUT | |
| 1985 | 78 | | | | 78 | DQ | |
| 1987 | 75 | 73 | | | 148 | CUT | |
| 1988 | 69 | 72 | | | 141 | CUT | |
| 1990 | 72 | 71 | | | 143 | CUT | |
| 1992 | 72 | 73 | | | 145 | CUT | |
| 1993 | 75 | 74 | | | 149 | CUT Total | |

HALLET, JIM (71.31)

| Year | 1st | 2nd | 3rd | 4th | Total | Finish | Money |
|------|-----|-----|-----|-----|-------|--------------|-------------|
| 1984 | 73 | 72 | 71 | 72 | 288 | T63 | \$844.00 |
| 1988 | 67 | 72 | 71 | 71 | 281 | T56 | 1,575.00 |
| 1989 | 68 | 67 | 73 | 72 | 280 | T54 | 2,270.00 |
| 1990 | 74 | 72 | | | 146 | CUT | |
| 1991 | 64 | 71 | 68 | 72 | 275 | T14 | 16,500.00 |
| 1992 | 72 | 70 | 72 | 69 | 283 | T36 | 4,608.34 |
| 1993 | 76 | 78 | | | 154 | CUT | |
| 1995 | 77 | 70 | | | 147 | CUT Total | \$25,797.34 |

HAMILTON, ED (74.33)

| Year | 1st | 2nd | 3rd | 4th | Total | Finish | Money |
|------|-----|-----|-----|-----|-------|--------------|-------|
| 1953 | 75 | 75 | 73 | | 223 | W/D Total | |

HAMILTON, GAR (70.75)

| Year | 1st | 2nd | 3rd | 4th | Total | Finish | Money |
|------|-----|-----|-----|-----|-------|--------------|----------------------|
| 1980 | 71 | 68 | 72 | 72 | 283 | T64 Total | \$633.00 \$633.00 |

INDIVIDUAL RESULTS

HAMILTON, TODD (70.00)

| Year | 1st | 2nd | 3rd | 4th | Total | Finish CUT | Money |
|------|-----|-----|-----|-----|-------|------------|-------|
| 2010 | 67 | 73 | | | 140 | Total | |

HAMMER, LAURIE (69.63)

| Year | 1st | 2nd | 3rd | 4th | Total | Finish | Money |
|------|-----|-----|-----|-----|-------|--------|------------|
| 1975 | 68 | 73 | 75 | 69 | 285 | T62 | \$350.00 |
| 1978 | 70 | 67 | 66 | 69 | 272 | T9 | 4,357.50 |
| | | | | | | Total | \$4,707.50 |

HAMMOND, DONNIE (70.15)

| Year | 1st | 2nd | 3rd | 4th | Total | Finish | Money |
|------|-----|-----|-----|-----|-------|--------|--------------|
| 1983 | 68 | 68 | 73 | 67 | 276 | T23 | \$2,528.57 |
| 1984 | 70 | 74 | 66 | 75 | 285 | T37 | 1,680.00 |
| 1985 | 72 | 71 | | | 143 | CUT | |
| 1988 | 65 | 68 | 78 | 70 | 281 | T56 | 1,575.00 |
| 1991 | 71 | 67 | 72 | 72 | 282 | T56 | 2,230.00 |
| 1992 | 66 | 70 | 68 | 72 | 276 | T2 | 74,666.66 |
| 1993 | 72 | 70 | 76 | 71 | 289 | T68 | 2,000.00 |
| 1995 | 68 | 73 | 71 | 67 | 279 | T45 | 3,432.00 |
| 1998 | 67 | 70 | 67 | 70 | 274 | T25 | 15,266.67 |
| | | | | | | Total | \$103,378.90 |

HAMMOND, MIKE (72.50)

| Year | 1st | 2nd | 3rd | 4th | Total | Finish | Money |
|------|-----|-----|-----|-----|-------|--------|-------|
| 1988 | 73 | 72 | | | 145 | CUT | |
| | | | | | | Total | |

HAN, SEUNG 'SU (71.00)

| Year | 1st | 2nd | 3rd | 4th | Total | Finish | Money |
|------|-----|-----|-----|-----|-------|--------|-------|
| 2003 | 70 | 72 | | | 142 | CUT | |
| | | | | | | Total | |

HANCOCK, PHILLIP (69.65)

| Year | 1st | 2nd | 3rd | 4th | Total | Finish | Money |
|------|-----|-----|-----|-----|-------|--------|------------|
| 1977 | 70 | 71 | 71 | 65 | 277 | T31 | \$1,165.50 |
| 1978 | 64 | 64 | 71 | 75 | 274 | T22 | 1,715.00 |
| 1979 | 67 | 73 | 69 | 72 | 281 | T47 | 761.25 |
| 1980 | 70 | 68 | 66 | 73 | 277 | T35 | 1,511.25 |
| 1981 | 65 | 71 | 70 | 70 | 276 | T55 | 666.00 |
| 1982 | 71 | 68 | 70 | 71 | 280 | T68 | 609.00 |
| 1985 | 71 | 75 | | | 146 | CUT | |
| | | | | | | Total | \$6,428.00 |

HANSEN, MATT (72.50)

| Year | 1st | 2nd | 3rd | 4th | Total | Finish | Money |
|------|-----|-----|-----|-----|-------|--------|-------|
| 2006 | 73 | 72 | | | 145 | CUT | |
| | | | | | | Total | |

HARBERT, CHICK (69.25)

| Year | 1st | 2nd | 3rd | 4th | Total | Finish | Money |
|------|-----|-----|-----|-----|-------|--------|----------|
| 1960 | 71 | 69 | 70 | 67 | 277 | T7 | \$987.50 |
| | | | | | | Total | \$987.50 |

HARDIN, GARY (73.17)

| Year | 1st | 2nd | 3rd | 4th | Total | Finish | Money |
|------|-----|-----|-----|-----|-------|--------|-------|
| 1977 | 69 | 72 | 75 | 78 | 294 | 81 | |
| 1980 | 72 | 73 | | | 145 | CUT | |
| | | | | | | Total | |

HARMAN, BRIAN (69.05)

| Year | 1st | 2nd | 3rd | 4th | Total | Finish | Money |
|------|-----|-----|-----|-----|-------|--------|--------------|
| 2004 | 73 | 67 | 71 | 73 | 284 | T71 | |
| 2012 | 70 | 65 | 69 | 69 | 273 | T24 | \$49,800.00 |
| 2013 | 69 | 69 | 69 | 72 | 279 | T51 | 14,500.00 |
| 2014 | 68 | 67 | 69 | 71 | 275 | T42 | 22,320.00 |
| 2015 | 66 | 67 | 67 | 69 | 265 | 3 | 435,200.00 |
| 2016 | 70 | 73 | | | 143 | CUT | |
| | | | | | | Total | \$521,820.00 |

HARMON, JR., CLAUDE (71.75)

| Year | 1st | 2nd | 3rd | 4th | Total | Finish | Money |
|------|-----|-----|-----|-----|-------|--------|----------|
| 1969 | 68 | 71 | 76 | 72 | 287 | 69 | \$160.00 |
| | | | | | | Total | \$160.00 |

HARNEY, PAUL (69.52)

| Year | 1st | 2nd | 3rd | 4th | Total | Finish | Money |
|------|-----|-----|-----|-----|-------|--------|-------------|
| 1956 | 67 | 72 | 70 | 73 | 282 | T24 | \$160.00 |
| 1957 | 71 | 68 | 68 | 73 | 280 | T15 | 490.00 |
| 1958 | 70 | 66 | 69 | 68 | 273 | T5 | 1,200.00 |
| 1959 | 70 | 68 | 74 | 75 | 287 | T35 | 44.28 |
| 1960 | 69 | 68 | 69 | 75 | 281 | T20 | 330.00 |
| 1961 | 71 | 66 | 70 | 72 | 279 | T17 | 570.00 |
| 1962 | 66 | 66 | 71 | 70 | 273 | T5 | 1,600.00 |
| 1965 | 68 | 69 | 74 | 68 | 279 | T16 | 1,200.00 |
| 1966 | 68 | 67 | 71 | 67 | 273 | T9 | 2,620.00 |
| 1967 | 71 | 68 | 70 | 70 | 279 | T21 | 953.57 |
| 1968 | 70 | 71 | 70 | 70 | 281 | T30 | 675.00 |
| 1969 | 68 | 73 | 72 | 68 | 281 | T42 | 297.50 |
| 1970 | 70 | 65 | 69 | 67 | 271 | 2 | 11,400.00 |
| 1971 | 66 | 71 | 72 | 68 | 277 | T25 | 830.50 |
| 1972 | 67 | 72 | 70 | 71 | 280 | T32 | 750.00 |
| 1973 | 70 | 66 | 66 | 71 | 273 | T29 | 1,244.28 |
| | | | | | | Total | \$24,365.13 |

INDIVIDUAL RESULTS

HARPER, CHANDLER (71.25)

| Year | 1st | 2nd | 3rd | 4th | Total | Finish | Money |
|------|-----|-----|-----|-----|-------|--------|----------|
| 1955 | 72 | 71 | 68 | 74 | 285 | T21 | \$220.00 |
| | | | | | | Total | \$220.00 |

HARRINGTON, DENNIS (71.00)

| Year | 1st | 2nd | 3rd | 4th | Total | Finish | Money |
|------|-----|-----|-----|-----|-------|--------|------------|
| 1990 | 69 | 68 | 71 | 76 | 284 | T72 | \$1,940.00 |
| | | | | | | Total | \$1,940.00 |

HARRINGTON, PADRAIG (69.23)

| Year | 1st | 2nd | 3rd | 4th | Total | Finish | Money |
|------|-----|-----|-----|-----|-------|--------|--------------|
| 2007 | 71 | 68 | 74 | 69 | 282 | T54 | \$13,560.00 |
| 2010 | 64 | 71 | 69 | 64 | 268 | T5 | 210,750.00 |
| 2011 | 69 | 67 | 71 | 69 | 276 | T63 | 12,780.00 |
| 2012 | 69 | 67 | 65 | 69 | 270 | T11 | 132,000.00 |
| 2013 | 66 | 66 | 72 | 80 | 284 | T72 | 12,017.00 |
| 2015 | 66 | 75 | | | 141 | CUT | |
| 2016 | 70 | 69 | 65 | 75 | 279 | T64 | 13,794.00 |
| | | | | | | Total | \$394,401.00 |

HARRIS, LABRON (70.46)

| Year | 1st | 2nd | 3rd | 4th | Total | Finish | Money |
|------|-----|-----|-----|-----|-------|--------|------------|
| 1967 | 69 | 74 | 72 | 73 | 288 | T61 | |
| 1969 | 71 | 72 | 70 | 71 | 284 | T60 | \$160.00 |
| 1970 | 68 | 71 | 69 | 71 | 279 | T30 | 593.75 |
| 1971 | 71 | 69 | 67 | 67 | 274 | T19 | 1,265.00 |
| 1974 | 69 | 66 | 70 | 71 | 276 | T11 | 3,466.66 |
| 1975 | 70 | 71 | 70 | 77 | 288 | T3 | |
| 1976 | 72 | 67 | 72 | 73 | 284 | T53 | 477.75 |
| | | | | | | Total | \$5,963.16 |

HARRISON, BOB (72.00)

| Year | 1st | 2nd | 3rd | 4th | Total | Finish | Money |
|------|-----|-----|-----|-----|-------|--------|-------|
| 1963 | 71 | 73 | | | 144 | W/D | |
| | | | | | | Total | |

HARRISON, E.J. (69.50)

| Year | 1st | 2nd | 3rd | 4th | Total | Finish | Money |
|------|-----|-----|-----|-----|-------|--------|----------|
| 1953 | 66 | 72 | 70 | 70 | 278 | 14 | \$320.00 |
| | | | | | | Total | \$320.00 |

HART, DUDLEY (69.68)

| Year | 1st | 2nd | 3rd | 4th | Total | Finish | Money |
|------|-----|-----|-----|-----|-------|--------|--------------|
| 1991 | 70 | 69 | 70 | 68 | 277 | T24 | \$8,300.00 |
| 1992 | 68 | 70 | 68 | 75 | 281 | T23 | 9,600.00 |
| 1993 | 71 | 70 | 71 | 69 | 281 | T26 | 7,550.00 |
| 1994 | 69 | 69 | 72 | 72 | 282 | T47 | 3,228.00 |
| 1995 | 72 | 67 | 68 | 66 | 273 | T15 | 20,400.00 |
| 1996 | 68 | 72 | 72 | 74 | 286 | T56 | 3,360.00 |
| 2001 | 70 | 63 | 70 | 63 | 266 | T3 | 161,200.00 |
| 2002 | 72 | 68 | 72 | 68 | 280 | T54 | 9,000.00 |
| 2003 | 69 | | | | 69 | W/D | |
| 2004 | 71 | | | | 71 | DQ | |
| 2005 | 67 | 73 | 69 | 68 | 277 | T36 | 19,815.84 |
| 2006 | 74 | 69 | | | 143 | CUT | |
| 2008 | 68 | 68 | 72 | 72 | 280 | T66 | 12,480.00 |
| | | | | | | Total | \$254,933.84 |

HART, JEFF (70.84)

| Year | 1st | 2nd | 3rd | 4th | Total | Finish | Money |
|------|-----|-----|-----|-----|-------|--------|-------------|
| 1985 | 72 | 71 | | | 143 | CUT | |
| 1989 | 74 | 75 | | | 149 | CUT | |
| 1990 | 69 | 69 | 71 | 69 | 278 | T53 | \$2,304.00 |
| 1996 | 72 | 73 | | | 145 | CUT | |
| 1997 | 77 | | | | 77 | W/D | |
| 2001 | 74 | 66 | 69 | 70 | 279 | T61 | 6,603.00 |
| 2005 | 71 | 67 | 68 | 69 | 275 | T25 | 32,823.33 |
| | | | | | | Total | \$41,730.33 |

HART, JIM (72.00)

| Year | 1st | 2nd | 3rd | 4th | Total | Finish | Money |
|------|-----|-----|-----|-----|-------|--------|---------|
| 1963 | 75 | 70 | 71 | 72 | 288 | T42 | \$85.00 |
| | | | | | | Total | \$85.00 |

HART, STEVE (71.38)

| Year | 1st | 2nd | 3rd | 4th | Total | Finish | Money |
|------|-----|-----|-----|-----|-------|--------|------------|
| 1982 | 70 | 73 | | | 143 | CUT | |
| 1983 | 72 | 71 | | | 143 | CUT | |
| 1989 | 69 | 74 | | | 143 | CUT | |
| 1990 | 70 | 71 | | | 141 | CUT | |
| 1992 | 73 | 69 | 75 | 70 | 287 | T58 | \$2,170.00 |
| 1995 | 73 | 71 | | | 144 | CUT | |
| 2000 | 70 | 71 | | | 141 | CUT | |
| | | | | | | Total | \$2,170.00 |

HARWELL, BARRY (71.00)

| Year | 1st | 2nd | 3rd | 4th | Total | Finish | Money |
|------|-----|-----|-----|-----|-------|--------|-------|
| 1980 | 73 | 71 | | | 144 | CUT | |
| 1981 | 72 | 68 | | | 140 | CUT | |
| | | | | | | Total | |

INDIVIDUAL RESULTS

HATALSKY, MORRIS (70.32)

| Year | 1st | 2nd | 3rd | 4th | Total | Finish | Money |
|------|-----|-----|-----|-----|-------|--------|-------------|
| 1977 | 69 | 66 | 65 | 73 | 273 | T15 | \$3,465.00 |
| 1979 | 73 | 67 | 66 | 69 | 275 | T18 | 4,350.00 |
| 1980 | 69 | 69 | 70 | 78 | 286 | T67 | 615.00 |
| 1981 | 72 | 64 | 69 | 68 | 273 | T37 | 1,200.00 |
| 1983 | 65 | 74 | 70 | 70 | 279 | T43 | 876.60 |
| 1985 | 72 | 74 | | | 146 | CUT | |
| 1987 | 73 | 72 | | | 145 | CUT | |
| 1991 | 72 | 66 | 72 | 73 | 283 | T62 | 2,120.00 |
| 1992 | 72 | 76 | | | 148 | CUT | |
| 1994 | 69 | 72 | 68 | 74 | 283 | T51 | 2,862.00 |
| | | | | | | Total | \$15,488.60 |

HATTON, TYRELL (68.00)

| Year | 1st | 2nd | 3rd | 4th | Total | Finish | Money |
|------|-----|-----|-----|-----|-------|--------|-------------|
| 2016 | 71 | 65 | 70 | 66 | 272 | T17 | \$83,490.00 |
| | | | | | | Total | \$83,490.00 |

HAWKES, MICKEY (76.50)

| Year | 1st | 2nd | 3rd | 4th | Total | Finish | Money |
|------|-----|-----|-----|-----|-------|--------|-------|
| 1995 | 77 | 76 | | | 153 | CUT | |
| | | | | | | Total | |

HAWKINS, FRED (69.61)

| Year | 1st | 2nd | 3rd | 4th | Total | Finish | Money |
|------|-----|-----|-----|-----|-------|--------|------------|
| 1952 | 73 | 77 | 70 | 67 | 287 | T29 | \$120.00 |
| 1953 | 74 | 69 | 70 | 69 | 282 | T28 | 125.00 |
| 1954 | 70 | 69 | 67 | 69 | 275 | T4 | 1,000.00 |
| 1955 | 73 | 67 | 67 | 69 | 276 | T2 | 1,950.00 |
| 1956 | 67 | 70 | 68 | 70 | 275 | T3 | 1,116.66 |
| 1957 | 72 | 67 | 69 | 71 | 279 | T10 | 670.00 |
| 1958 | 70 | 71 | 66 | 72 | 279 | T20 | 350.00 |
| 1959 | 67 | 69 | 71 | 69 | 276 | T4 | 1,400.00 |
| 1960 | 69 | 70 | 63 | 72 | 274 | T5 | 1,250.00 |
| 1964 | 68 | 68 | 72 | 72 | 280 | T28 | 562.50 |
| 1965 | 73 | 71 | 68 | 68 | 280 | T21 | 777.78 |
| | | | | | | Total | \$9,321.94 |

HAYES, J.P. (71.11)

| Year | 1st | 2nd | 3rd | 4th | Total | Finish | Money |
|------|-----|-----|-----|-----|-------|--------|-------------|
| 1995 | 74 | 76 | | | 150 | CUT | |
| 1997 | 66 | 73 | 73 | 68 | 280 | T53 | \$3,408.75 |
| 1998 | 72 | 69 | | | 141 | CUT | |
| 2001 | 72 | 71 | | | 143 | CUT | |
| 2006 | 75 | 72 | | | 147 | CUT | |
| 2008 | 72 | 72 | | | 144 | CUT | |
| 2010 | 69 | 66 | 72 | 68 | 275 | T47 | 16,140.00 |
| | | | | | | Total | \$19,548.75 |

HAYES, MARK (70.21)

| Year | 1st | 2nd | 3rd | 4th | Total | Finish | Money |
|------|-----|-----|-----|-----|-------|--------|-------------|
| 1978 | 67 | 63 | 71 | 72 | 273 | T17 | \$2,730.00 |
| 1979 | 66 | 66 | 73 | 66 | 271 | T5 | 10,950.00 |
| 1983 | 68 | 70 | 67 | 71 | 276 | T23 | 2,528.57 |
| 1984 | 69 | 71 | 71 | 72 | 283 | T28 | 2,720.00 |
| 1985 | 76 | 70 | | | 146 | CUT | |
| 1986 | 70 | 68 | 73 | 66 | 277 | T24 | 5,810.00 |
| 1987 | 80 | 72 | | | 152 | CUT | |
| 1988 | 67 | 69 | 69 | 68 | 273 | T12 | 15,400.00 |
| 1989 | 69 | 74 | | | 143 | CUT | |
| 1991 | 74 | 71 | | | 145 | CUT | |
| 1993 | 76 | 72 | | | 148 | CUT | |
| | | | | | | Total | \$40,138.57 |

HAZEN, JAMES (74.00)

| Year | 1st | 2nd | 3rd | 4th | Total | Finish | Money |
|------|-----|-----|-----|-----|-------|--------|-------|
| 2012 | 74 | 74 | | | 148 | CUT | |
| | | | | | | Total | |

HEAFNER, VANCE (70.14)

| Year | 1st | 2nd | 3rd | 4th | Total | Finish | Money |
|------|-----|-----|-----|-----|-------|--------|------------|
| 1981 | 69 | 70 | 69 | 68 | 276 | T55 | \$666.00 |
| 1983 | 69 | 71 | | | 140 | CUT | |
| 1985 | 72 | 73 | | | 145 | CUT | |
| 1986 | 70 | 73 | | | 143 | CUT | |
| 1987 | 68 | 67 | 71 | 72 | 278 | T24 | 5,810.00 |
| | | | | | | Total | \$6,476.00 |

HEALEY, WALTER (78.00)

| Year | 1st | 2nd | 3rd | 4th | Total | Finish | Money |
|------|-----|-----|-----|-----|-------|--------|-------|
| 1955 | 77 | 76 | 80 | 79 | 312 | T6 | |
| | | | | | | Total | |

INDIVIDUAL RESULTS

HEARD, JERRY (69.75)

| Year | 1st | 2nd | 3rd | 4th | Total | Finish | Money |
|------|-----|-----|-----|-----|-------|--------|-------------|
| 1970 | 73 | 68 | 73 | 66 | 280 | T38 | \$462.50 |
| 1972 | 67 | 71 | 70 | 70 | 278 | T18 | 1,351.87 |
| 1973 | 65 | 71 | 69 | 64 | 269 | T13 | 3,600.00 |
| 1974 | 70 | 71 | 75 | 72 | 288 | T70 | 150.00 |
| 1975 | 67 | 69 | 73 | 65 | 274 | T13 | 3,400.00 |
| 1978 | 71 | 66 | 70 | 71 | 278 | T46 | 559.43 |
| 1980 | 73 | 67 | 69 | 69 | 278 | T39 | 1,170.00 |
| 1981 | 72 | 72 | | | 144 | CUT | |
| 1982 | 72 | 71 | | | 143 | CUT | |
| | | | | | | Total | \$10,693.80 |

HEARN, DAVID (69.00)

| Year | 1st | 2nd | 3rd | 4th | Total | Finish | Money |
|------|-----|-----|-----|-----|-------|--------|----------|
| 2005 | 72 | 71 | | | 143 | CUT | |
| 2011 | 66 | 67 | 70 | 68 | 271 | T38 | \$27,000 |
| | | | | | | Total | \$27,000 |

HEARN, TOM (71.00)

| Year | 1st | 2nd | 3rd | 4th | Total | Finish | Money |
|------|-----|-----|-----|-----|-------|--------|-------|
| 1995 | 69 | 73 | | | 142 | CUT | |
| | | | | | | Total | |

HEATH, SKEETER (69.94)

| Year | 1st | 2nd | 3rd | 4th | Total | Finish | Money |
|------|-----|-----|-----|-----|-------|--------|------------|
| 1978 | 70 | 65 | 71 | 70 | 276 | T38 | \$903.00 |
| 1980 | 68 | 72 | 69 | 72 | 281 | T57 | 663.00 |
| 1981 | 72 | 66 | 70 | 69 | 277 | T64 | 630.00 |
| 1982 | 70 | 71 | | | 141 | CUT | |
| 1985 | 72 | 72 | | | 144 | CUT | |
| | | | | | | Total | \$2,196.00 |

HEBERT, JAY (70.31)

| Year | 1st | 2nd | 3rd | 4th | Total | Finish | Money |
|------|-----|-----|-----|-----|-------|--------|------------|
| 1956 | 71 | 68 | 71 | 77 | 287 | T48 | |
| 1959 | 71 | 73 | 70 | 70 | 284 | T23 | \$290.00 |
| 1960 | 70 | 72 | 69 | 70 | 281 | T20 | 330.00 |
| 1961 | 67 | 70 | 74 | 69 | 280 | T23 | 324.29 |
| 1963 | 69 | 70 | 73 | 68 | 280 | T10 | 1,250.00 |
| 1964 | 71 | 68 | 69 | 70 | 278 | T15 | 872.22 |
| 1965 | 68 | 68 | 75 | 67 | 278 | T13 | 1,600.00 |
| 1968 | 70 | 70 | 70 | 72 | 282 | T35 | 562.50 |
| | | | | | | Total | \$5,229.01 |

HEBERT, LIONEL (70.25)

| Year | 1st | 2nd | 3rd | 4th | Total | Finish | Money |
|------|-----|-----|-----|-----|-------|--------|------------|
| 1959 | 69 | 71 | 72 | 75 | 287 | T35 | \$44.28 |
| 1960 | 69 | 66 | 70 | 69 | 274 | T5 | 1,250.00 |
| 1961 | 73 | 68 | 70 | 70 | 281 | T30 | 106.25 |
| 1962 | 67 | 72 | 71 | 70 | 280 | T15 | 740.00 |
| 1963 | 69 | 66 | 68 | 76 | 279 | 9 | 1,400.00 |
| 1964 | 70 | 69 | 70 | 70 | 279 | T24 | 662.50 |
| 1965 | 69 | 74 | 76 | 68 | 287 | T64 | |
| | | | | | | Total | \$4,203.03 |

HECKMAN, BUDDY (71.75)

| Year | 1st | 2nd | 3rd | 4th | Total | Finish | Money |
|------|-----|-----|-----|-----|-------|--------|----------|
| 1952 | 69 | 72 | 72 | 74 | 287 | T29 | \$120.00 |
| | | | | | | Total | \$120.00 |

HEINEN, MIKE (69.93)

| Year | 1st | 2nd | 3rd | 4th | Total | Finish | Money |
|------|-----|-----|-----|-----|-------|--------|-------------|
| 1995 | 70 | 69 | 73 | 68 | 280 | T51 | \$2,824.00 |
| 1998 | 72 | 74 | | | 146 | CUT | |
| 2003 | 67 | 67 | 70 | 69 | 273 | T11 | 79,428.57 |
| 2004 | 70 | 69 | 72 | 69 | 280 | T54 | 9,618.00 |
| | | | | | | Total | \$91,870.57 |

HEINS, BOBBY (72.33)

| Year | 1st | 2nd | 3rd | 4th | Total | Finish | Money |
|------|-----|-----|-----|-----|-------|--------|----------|
| 1975 | 69 | 73 | 67 | 77 | 286 | T69 | \$152.50 |
| 1980 | 71 | 77 | | | 148 | CUT | |
| | | | | | | Total | \$152.50 |

HEINTZ, BOB (70.69)

| Year | 1st | 2nd | 3rd | 4th | Total | Finish | Money |
|------|-----|-----|-----|-----|-------|--------|-------------|
| 2000 | 72 | 68 | | | 140 | CUT | |
| 2002 | 70 | 75 | | | 145 | CUT | |
| 2005 | 71 | 71 | | | 142 | CUT | |
| 2007 | 65 | 72 | 76 | 70 | 283 | T61 | \$12,900.00 |
| 2008 | 72 | 72 | | | 144 | CUT | |
| 2009 | 68 | 67 | 68 | 74 | 277 | T63 | \$12,600.00 |
| | | | | | | Total | \$25,500.00 |

HEINTZELMAN, WEBB (70.50)

| Year | 1st | 2nd | 3rd | 4th | Total | Finish | Money |
|------|-----|-----|-----|-----|-------|--------|------------|
| 1989 | 72 | 71 | | | 143 | CUT | |
| 1990 | 69 | 68 | 70 | 73 | 280 | T63 | \$2,100.00 |
| | | | | | | Total | \$2,100.00 |

HEND, SCOTT (72.83)

| Year | 1st | 2nd | 3rd | 4th | Total | Finish | Money |
|------|-----|-----|-----|-----|-------|--------|------------|
| 2004 | 71 | 70 | 71 | 80 | 292 | 79 | \$7,728.00 |
| 2005 | 77 | 68 | | | 145 | CUT | |
| | | | | | | Total | \$7,728.00 |

INDIVIDUAL RESULTS

HENDRICKSON, DICK (68.25)

| Year | 1st | 2nd | 3rd | 4th | Total | Finish | Money |
|------|-----|-----|-----|-----|-------|--------|------------|
| 1973 | 71 | 69 | 70 | 63 | 273 | T29 | \$1,244.29 |
| | | | | | | Total | \$1,244.29 |

HENDRIX, MATT (73.50)

| Year | 1st | 2nd | 3rd | 4th | Total | Finish | Money |
|------|-----|-----|-----|-----|-------|--------|-------|
| 2007 | 72 | 75 | | | 147 | CUT | |
| | | | | | | Total | |

HENKE, NOLAN (69.94)

| Year | 1st | 2nd | 3rd | 4th | Total | Finish | Money |
|------|-----|-----|-----|-----|-------|--------|-------------|
| 1989 | 69 | 72 | | | 141 | CUT | |
| 1990 | 65 | 67 | 67 | 71 | 270 | T6 | \$32,375.00 |
| 1992 | 68 | 72 | 72 | 72 | 284 | T42 | 3,600.00 |
| 1995 | 73 | 68 | 67 | 70 | 278 | T38 | 4,920.00 |
| 1996 | 69 | 79 | | | 148 | CUT | |
| 1997 | 68 | 70 | 68 | 68 | 274 | T13 | 28,125.00 |
| 1998 | 69 | 69 | 68 | 71 | 277 | T47 | 5,022.22 |
| 1999 | 68 | 73 | | | 141 | CUT | |
| 2000 | 67 | 72 | 68 | 72 | 279 | T66 | 5,656.00 |
| 2003 | 74 | 72 | | | 146 | CUT | |
| | | | | | | Total | \$79,698.22 |

HENLEY, RUSSELL (67.75)

| Year | 1st | 2nd | 3rd | 4th | Total | Finish | Money |
|------|-----|-----|-----|-----|-------|--------|--------------|
| 2016 | 68 | 65 | 65 | 73 | 271 | T11 | \$135,300.00 |
| | | | | | | Total | \$135,300.00 |

HENNINGER, BRIAN (70.13)

| Year | 1st | 2nd | 3rd | 4th | Total | Finish | Money |
|------|-----|-----|-----|-----|-------|--------|-------------|
| 1993 | 72 | 73 | | | 145 | CUT | |
| 1994 | 69 | 71 | 72 | 70 | 282 | T47 | \$3,228.00 |
| 1995 | 66 | 67 | 72 | 65 | 270 | T5 | 43,800.00 |
| 1996 | 70 | 69 | 69 | 75 | 283 | T37 | 6,300.00 |
| 1998 | 68 | 69 | 70 | 69 | 276 | T36 | 8,209.09 |
| 2000 | 68 | 70 | 67 | 71 | 276 | T48 | 7,123.20 |
| 2002 | 72 | 69 | 68 | 78 | 287 | T73 | 7,680.00 |
| 2003 | 69 | 64 | 70 | 78 | 281 | T52 | 9,280.00 |
| 2006 | 73 | 71 | | | 144 | CUT | |
| | | | | | | Total | \$85,620.29 |

HENNING, HAROLD (69.63)

| Year | 1st | 2nd | 3rd | 4th | Total | Finish | Money |
|------|-----|-----|-----|-----|-------|--------|------------|
| 1967 | 69 | 69 | 71 | 69 | 278 | T19 | \$1,350.00 |
| 1968 | 69 | 68 | 72 | 70 | 279 | T17 | 1,300.00 |
| | | | | | | Total | \$2,650.00 |

HENRY, BUNKY (70.61)

| Year | 1st | 2nd | 3rd | 4th | Total | Finish | Money |
|------|-----|-----|-----|-----|-------|--------|------------|
| 1968 | 70 | 72 | 74 | 71 | 287 | T59 | |
| 1970 | 73 | 67 | 70 | 67 | 277 | T21 | \$902.86 |
| 1971 | 66 | 70 | 72 | 67 | 275 | 23 | 1,034.00 |
| 1972 | 76 | 75 | | | 151 | CUT | |
| 1981 | 70 | 69 | 72 | 70 | 281 | T80 | 522.00 |
| | | | | | | Total | \$2,458.86 |

HENRY, J.J. (68.85)

| Year | 1st | 2nd | 3rd | 4th | Total | Finish | Money |
|------|-----|-----|-----|-----|-------|--------|----------------|
| 1998 | 68 | 71 | 69 | 70 | 278 | T56 | |
| 1999 | 70 | 70 | | | 140 | CUT | |
| 2001 | 70 | 73 | | | 143 | CUT | |
| 2002 | 71 | 71 | | | 142 | CUT | |
| 2003 | 66 | 67 | 69 | 73 | 275 | T21 | \$41,600.00 |
| 2004 | 69 | 72 | 71 | 68 | 280 | T54 | 9,618.00 |
| 2005 | 67 | 67 | 73 | 69 | 276 | T31 | 25,499.00 |
| 2006 | 68 | 68 | 63 | 67 | 266 | 1 | 792,000.00 |
| 2007 | 68 | 73 | 69 | 64 | 274 | T13 | 120,000.00 |
| 2008 | 66 | 70 | 68 | 73 | 277 | T59 | 13,320.00 |
| 2009 | 66 | 70 | 68 | 66 | 270 | T23 | 57,600.00 |
| 2010 | 71 | 67 | 64 | 72 | 274 | T42 | 21,000.00 |
| 2011 | 68 | 67 | 65 | 69 | 269 | T24 | 46,425.00 |
| 2012 | 73 | 67 | 65 | 71 | 276 | T47 | 14,584.61 |
| 2013 | 68 | 67 | 68 | 68 | 271 | T5 | 231,800.00 |
| 2014 | 68 | 73 | | | 141 | CUT | |
| 2015 | 68 | 67 | 72 | 70 | 277 | T60 | 13,888.00 |
| 2016 | 71 | 69 | | | 140 | CUT | |
| | | | | | | Total | \$1,387,334.61 |

HENSBY, MARK (71.10)

| Year | 1st | 2nd | 3rd | 4th | Total | Finish | Money |
|------|-----|-----|-----|-----|-------|--------|-------------|
| 2001 | 68 | 75 | | | 143 | CUT | |
| 2007 | 70 | 75 | | | 145 | CUT | |
| 2008 | 69 | 73 | | | 142 | CUT | |
| 2010 | 67 | 71 | 71 | 72 | 281 | 72 | 11,760.00 |
| | | | | | | Total | \$11,760.00 |

INDIVIDUAL RESULTS

HERMAN, JIM (70.00)

| Year | 1st | 2nd | 3rd | 4th | Total | Finish | Money |
|------|-----|-----|-----|-----|-------|--------|-------------|
| 2011 | 67 | 72 | | | 139 | CUT | |
| 2013 | 69 | 67 | 67 | 72 | 275 | T18 | \$76,860.00 |
| 2014 | 68 | 78 | | | 146 | CUT | |
| 2015 | 67 | 71 | 70 | 72 | 280 | T68 | 13,056.00 |
| | | | | | | Total | \$89,916.00 |

HERRERA, EDUARDO (71.33)

| Year | 1st | 2nd | 3rd | 4th | Total | Finish | Money |
|------|-----|-----|-----|-----|-------|--------|------------|
| 1997 | 71 | 71 | 63 | 74 | 279 | T40 | \$4,790.76 |
| 2002 | 71 | 78 | | | 149 | CUT | |
| | | | | | | Total | \$4,790.76 |

HERRON, TIM (69.05)

| Year | 1st | 2nd | 3rd | 4th | Total | Finish | Money |
|------|-----|-----|-----|-----|-------|--------|--------------|
| 1997 | 73 | 68 | 65 | 73 | 279 | T40 | \$4,790.77 |
| 1998 | 67 | 70 | 67 | 72 | 276 | T36 | 8,209.09 |
| 1999 | 66 | 73 | 67 | 62 | 268 | T8 | 72,500.00 |
| 2000 | 67 | 69 | 67 | 69 | 272 | T18 | 34,080.00 |
| 2001 | 66 | 68 | 67 | 69 | 270 | T14 | 55,800.00 |
| 2002 | 65 | 72 | 66 | 70 | 273 | T13 | 72,800.00 |
| 2003 | 69 | 72 | | | 141 | CUT | |
| 2004 | 70 | 69 | 65 | 66 | 270 | 2 | 453,600.00 |
| 2005 | 70 | 67 | 73 | 70 | 280 | T54 | 9,718.00 |
| 2006 | 70 | 71 | | | 141 | CUT | |
| 2007 | 71 | 70 | 74 | 67 | 282 | T54 | 13,560.00 |
| 2008 | 66 | 69 | 67 | 68 | 270 | T19 | 65,250.00 |
| 2009 | 67 | 74 | | | 141 | CUT | |
| 2010 | 66 | 67 | 71 | 83 | 287 | 77 | 11,160.00 |
| 2011 | 67 | 72 | | | 139 | CUT | |
| 2012 | 72 | 68 | 67 | 68 | 275 | T37 | 24,000.00 |
| 2014 | 68 | 71 | 69 | 71 | 279 | T61 | 13,206.00 |
| | | | | | | Total | \$838,673.86 |

HESSEMER, PETE (74.75)

| Year | 1st | 2nd | 3rd | 4th | Total | Finish | Money |
|------|-----|-----|-----|-----|-------|--------|-------|
| 1959 | 68 | 72 | 78 | 81 | 299 | 71 | |
| | | | | | | Total | |

HICKMAN, GREG (71.00)

| Year | 1st | 2nd | 3rd | 4th | Total | Finish | Money |
|------|-----|-----|-----|-----|-------|--------|------------|
| 1990 | 68 | 70 | 72 | 71 | 281 | T68 | \$2,030.00 |
| 1992 | 73 | 72 | | | 145 | CUT | |
| | | | | | | Total | \$2,030.00 |

HICKS, JUSTIN (71.25)

| Year | 1st | 2nd | 3rd | 4th | Total | Finish | Money |
|------|-----|-----|-----|-----|-------|--------|-------------|
| 2011 | 74 | 72 | | | 146 | CUT | |
| 2013 | 74 | 74 | | | 148 | CUT | |
| 2014 | 66 | 71 | 69 | 72 | 276 | T57 | \$13,826.00 |
| | | | | | | Total | \$13,826.00 |

HIETALA, RYAN (70.50)

| Year | 1st | 2nd | 3rd | 4th | Total | Finish | Money |
|------|-----|-----|-----|-----|-------|--------|------------|
| 2006 | 70 | 70 | 73 | 69 | 282 | T59 | \$9,636.00 |
| | | | | | | Total | \$9,636.00 |

HIGGINS, CARL (69.75)

| Year | 1st | 2nd | 3rd | 4th | Total | Finish | Money |
|------|-----|-----|-----|-----|-------|--------|----------|
| 1977 | 69 | 71 | 66 | 73 | 279 | T45 | \$567.00 |
| | | | | | | Total | \$567.00 |

HILINSKI, STANLEY (73.25)

| Year | 1st | 2nd | 3rd | 4th | Total | Finish | Money |
|------|-----|-----|-----|-----|-------|--------|-------|
| 1956 | 70 | 72 | 75 | 76 | 293 | 67 | |
| | | | | | | Total | |

HILL, BOB (70.50)

| Year | 1st | 2nd | 3rd | 4th | Total | Finish | Money |
|------|-----|-----|-----|-----|-------|--------|----------|
| 1957 | 68 | 70 | 72 | 72 | 282 | T23 | \$184.29 |
| | | | | | | Total | \$184.29 |

HILL, DAVE (69.31)

| Year | 1st | 2nd | 3rd | 4th | Total | Finish | Money |
|------|-----|-----|-----|-----|-------|--------|-------------|
| 1962 | 70 | 71 | 70 | 74 | 285 | T37 | \$80.00 |
| 1963 | 70 | 70 | 75 | 70 | 285 | T21 | 532.00 |
| 1965 | 67 | 66 | 73 | 71 | 277 | T8 | 2,050.00 |
| 1966 | 67 | 70 | 69 | 68 | 274 | T14 | 1,950.00 |
| 1967 | 72 | 61 | 71 | 72 | 276 | T10 | 2,150.00 |
| 1969 | 68 | 68 | 66 | 66 | 268 | 2 | 11,400.00 |
| 1971 | 70 | 65 | 66 | 72 | 273 | T14 | 1,760.00 |
| 1973 | 67 | 72 | 69 | 72 | 280 | T62 | 355.00 |
| | | | | | | Total | \$20,277.00 |

HILL, GUY (70.50)

| Year | 1st | 2nd | 3rd | 4th | Total | Finish | Money |
|------|-----|-----|-----|-----|-------|--------|-------|
| 1998 | 71 | 70 | | | 141 | CUT | |
| | | | | | | Total | |

HILL, JASON (73.00)

| Year | 1st | 2nd | 3rd | 4th | Total | Finish | Money |
|------|-----|-----|-----|-----|-------|--------|-------|
| 2002 | 74 | 72 | | | 146 | CUT | |
| | | | | | | Total | |

INDIVIDUAL RESULTS

HILL, MIKE (69.36)

| Year | 1st | 2nd | 3rd | 4th | Total | Finish | Money |
|------|-----|-----|-----|-----|-------|--------|-------------|
| 1970 | 68 | 68 | 69 | 71 | 276 | T13 | \$1,550.00 |
| 1971 | 68 | 72 | 68 | 72 | 280 | T48 | 157.86 |
| 1973 | 69 | 67 | 69 | 70 | 275 | T39 | 820.00 |
| 1974 | 71 | 67 | 69 | 68 | 275 | T5 | 6,350.00 |
| 1975 | 66 | 71 | 68 | 68 | 273 | T11 | 4,400.00 |
| 1977 | 71 | 66 | 70 | 71 | 278 | T39 | 840.00 |
| 1980 | 77 | | | | 77 | W/D | |
| | | | | | | Total | \$14,117.86 |

HINKLE, LON (70.75)

| Year | 1st | 2nd | 3rd | 4th | Total | Finish | Money |
|------|-----|-----|-----|-----|-------|--------|-------------|
| 1981 | 67 | 69 | 64 | 69 | 269 | T12 | \$6,300.00 |
| 1982 | 72 | 72 | | | 144 | CUT | |
| 1984 | 70 | 77 | | | 147 | CUT | |
| 1985 | 70 | 66 | 69 | 68 | 273 | T6 | 19,425.00 |
| 1986 | 70 | 71 | 68 | 71 | 280 | T43 | 2,045.40 |
| 1987 | 74 | 70 | | | 144 | CUT | |
| 1990 | 72 | 71 | | | 143 | CUT | |
| 1992 | 71 | 69 | 77 | 70 | 287 | T58 | 2,170.00 |
| 1993 | 73 | 70 | 79 | 72 | 294 | T78 | 1,830.00 |
| | | | | | | Total | \$31,770.40 |

HINSON, LARRY (68.50)

| Year | 1st | 2nd | 3rd | 4th | Total | Finish | Money |
|------|-----|-----|-----|-----|-------|--------|------------|
| 1969 | 69 | 69 | 68 | 68 | 274 | T8 | \$2,510.00 |
| | | | | | | Total | \$2,510.00 |

HISKEY, BABE (70.25)

| Year | 1st | 2nd | 3rd | 4th | Total | Finish | Money |
|------|-----|-----|-----|-----|-------|--------|------------|
| 1964 | 72 | 69 | 69 | 72 | 282 | T42 | |
| 1967 | 69 | 71 | 69 | 73 | 282 | T37 | \$512.50 |
| 1971 | 74 | 67 | 67 | 69 | 277 | T25 | 830.50 |
| 1974 | 71 | 70 | 72 | 70 | 283 | T57 | 400.00 |
| | | | | | | Total | \$1,743.00 |

HJERTSTEDT, GABRIEL (71.11)

| Year | 1st | 2nd | 3rd | 4th | Total | Finish | Money |
|------|-----|-----|-----|-----|-------|--------|-------------|
| 1997 | 73 | 71 | | | 144 | CUT | |
| 1999 | 67 | 70 | 69 | 67 | 273 | T26 | \$17,375.00 |
| 2000 | 68 | 69 | 66 | 68 | 271 | T14 | 49,000.00 |
| 2001 | 71 | 71 | | | 142 | CUT | |
| 2002 | 73 | 78 | | | 151 | CUT | |
| 2003 | 77 | 78 | | | 155 | CUT | |
| 2006 | 69 | 75 | | | 144 | CUT | |
| | | | | | | Total | \$66,375.00 |

HNATIUK, GLEN (69.70)

| Year | 1st | 2nd | 3rd | 4th | Total | Finish | Money |
|------|-----|-----|-----|-----|-------|--------|--------------|
| 1998 | 70 | 68 | 70 | 68 | 276 | T36 | \$8,209.10 |
| 2000 | 71 | 70 | | | 141 | CUT | |
| 2001 | 73 | 67 | 71 | 68 | 279 | T61 | 6,603.00 |
| 2002 | 66 | 71 | 69 | 72 | 278 | T39 | 14,416.00 |
| 2003 | 70 | 69 | 67 | 67 | 273 | T11 | 79,428.57 |
| 2005 | 76 | 71 | | | 147 | CUT | |
| | | | | | | Total | \$108,656.67 |

HOCH, SCOTT (69.23)

| Year | 1st | 2nd | 3rd | 4th | Total | Finish | Money |
|------|-----|-----|-----|-----|-------|--------|--------------|
| 1980 | 75 | 71 | | | 146 | CUT | |
| 1985 | 69 | 71 | 66 | 68 | 274 | T10 | \$14,400.00 |
| 1986 | 71 | 66 | 68 | 67 | 272 | T3 | 36,400.00 |
| 1987 | 72 | 69 | 69 | 73 | 283 | T50 | 1,653.75 |
| 1989 | 70 | 69 | 66 | 70 | 275 | T17 | 12,222.22 |
| 1991 | 65 | 68 | 70 | 75 | 278 | T29 | 5,955.55 |
| 1992 | 67 | 72 | 71 | 74 | 284 | T42 | 3,600.00 |
| 1994 | 69 | 67 | 68 | 74 | 278 | T22 | 12,000.00 |
| 1998 | 65 | 68 | 64 | 71 | 268 | T7 | 64,500.00 |
| 2000 | 71 | 69 | | | 140 | CUT | |
| 2002 | 67 | 66 | 66 | 72 | 271 | T7 | 124,666.66 |
| | | | | | | Total | \$275,398.18 |

HOENIG, DON (72.09)

| Year | 1st | 2nd | 3rd | 4th | Total | Finish | Money |
|------|-----|-----|-----|-----|-------|--------|-------|
| 1952 | 69 | 71 | 70 | 74 | 284 | T14 | |
| 1953 | 75 | 64 | 73 | 73 | 285 | T37 | |
| 1954 | 76 | 72 | 72 | 69 | 289 | T50 | |
| 1955 | 74 | 71 | 71 | 75 | 291 | T42 | |
| 1956 | 75 | 70 | 71 | 73 | 289 | T57 | |
| 1957 | 72 | 73 | 65 | 72 | 282 | T23 | |
| 1958 | 71 | 74 | 68 | 72 | 285 | T44 | |
| 1959 | 76 | 70 | 75 | 71 | 292 | T62 | |
| 1985 | 75 | 79 | | | 154 | CUT | |
| | | | | | | Total | |

INDIVIDUAL RESULTS

HOFFMAN, CHARLEY (68.19)

| Year | 1st | 2nd | 3rd | 4th | Total | Finish | Money |
|------|-----|-----|-----|-----|-------|--------|--------------|
| 2007 | 68 | 76 | | | 144 | CUT | |
| 2010 | 70 | 67 | 71 | 64 | 272 | T27 | \$40,800.00 |
| 2011 | 67 | 67 | 68 | 70 | 272 | T43 | 18,840.00 |
| 2012 | 67 | 67 | 67 | 66 | 267 | T2 | 528,000.00 |
| 2013 | 61 | 73 | 66 | 72 | 272 | T7 | 196,725.00 |
| 2014 | 67 | 68 | 71 | 67 | 273 | T26 | 45,880.00 |
| 2016 | 69 | 68 | 69 | 67 | 273 | T25 | 47,226.67 |
| | | | | | | Total | \$877,471.67 |

HOFFMANN, MORGAN (69.22)

| Year | 1st | 2nd | 3rd | 4th | Total | Finish | Money |
|------|-----|-----|-----|-----|-------|--------|--------------|
| 2011 | 68 | 67 | 68 | 69 | 272 | T43 | \$18,840.00 |
| 2013 | 68 | 71 | 66 | 68 | 273 | T9 | 158,600.00 |
| 2014 | 68 | 70 | 69 | 73 | 280 | T67 | 12,586.00 |
| 2015 | 67 | 71 | 67 | 69 | 274 | T39 | 23,680 |
| 2016 | 71 | 76 | | | 147 | CUT | |
| | | | | | | Total | \$213,706.00 |

HOGGE, TOM (71.33)

| Year | 1st | 2nd | 3rd | 4th | Total | Finish | Money |
|------|-----|-----|-----|-----|-------|--------|-------------|
| 2015 | 68 | 70 | 73 | 67 | 278 | T64 | \$13,440.00 |
| 2016 | 75 | 75 | | | 150 | CUT | |
| | | | | | | Total | \$13,440.00 |

HOLLAND, MIKE (71.50)

| Year | 1st | 2nd | 3rd | 4th | Total | Finish | Money |
|------|-----|-----|-----|-----|-------|--------|-------|
| 1981 | 73 | 70 | | | 143 | CUT | |
| | | | | | | Total | |

HOLLIFIELD, TONY (68.00)

| Year | 1st | 2nd | 3rd | 4th | Total | Finish | Money |
|------|-----|-----|-----|-----|-------|--------|------------|
| 1980 | 69 | 67 | 70 | 66 | 272 | T10 | \$7,200.00 |
| | | | | | | Total | \$7,200.00 |

HOLMES, J.B. (70.19)

| Year | 1st | 2nd | 3rd | 4th | Total | Finish | Money |
|------|-----|-----|-----|-----|-------|--------|-------------|
| 2007 | 72 | 69 | 71 | 69 | 281 | T46 | \$15,810.00 |
| 2008 | 73 | 72 | | | 145 | CUT | |
| 2011 | 68 | 67 | 71 | 69 | 275 | T59 | 13,260.00 |
| 2012 | 70 | 62 | 75 | 68 | 275 | T37 | 24,000.00 |
| 2016 | 75 | 72 | | | 147 | CUT | |
| | | | | | | Total | \$53,070.00 |

HOLSCHER, BUD (69.50)

| Year | 1st | 2nd | 3rd | 4th | Total | Finish | Money |
|------|-----|-----|-----|-----|-------|--------|------------|
| 1954 | 71 | 68 | 66 | 71 | 276 | T7 | \$600.00 |
| 1955 | 73 | 71 | | | 144 | DQ | |
| 1956 | 71 | 67 | 70 | 67 | 275 | T3 | 1,116.67 |
| | | | | | | Total | \$1,716.67 |

HOMA, MAX (71.00)

| Year | 1st | 2nd | 3rd | 4th | Total | Finish | Money |
|------|-----|-----|-----|-----|-------|--------|-------|
| 2015 | 70 | 72 | | | 142 | CUT | |
| | | | | | | Total | |

HOMA, MIKE (70.90)

| Year | 1st | 2nd | 3rd | 4th | Total | Finish | Money |
|------|-----|-----|-----|-----|-------|--------|------------|
| 1952 | 70 | 68 | 73 | 73 | 284 | T14 | \$264.00 |
| 1953 | 67 | 68 | 71 | 74 | 280 | T16 | 225.00 |
| 1954 | 72 | 70 | 71 | 67 | 280 | T20 | 205.00 |
| 1955 | 72 | 73 | 69 | 70 | 284 | T15 | 338.33 |
| 1956 | 68 | 71 | 72 | 69 | 280 | T19 | 280.00 |
| 1957 | 69 | 76 | 74 | | 219 | W/D | |
| 1958 | 68 | 70 | 74 | 73 | 285 | T44 | |
| 1959 | 69 | 68 | 70 | 75 | 282 | T15 | 610.00 |
| 1960 | 72 | 73 | 70 | 70 | 285 | T41 | |
| 1963 | 69 | 74 | 74 | 69 | 286 | T26 | 365.00 |
| | | | | | | Total | \$2,287.33 |

HOMENUIK, WILF (70.50)

| Year | 1st | 2nd | 3rd | 4th | Total | Finish | Money |
|------|-----|-----|-----|-----|-------|--------|-------|
| 1964 | 68 | 73 | 71 | 70 | 282 | T42 | |
| | | | | | | Total | |

HOOPER, HERB (70.50)

| Year | 1st | 2nd | 3rd | 4th | Total | Finish | Money |
|------|-----|-----|-----|-----|-------|--------|------------|
| 1964 | 72 | 71 | 69 | 77 | 289 | T60 | |
| 1969 | 72 | 67 | 73 | 70 | 282 | T50 | \$165.72 |
| 1970 | 70 | 70 | 67 | 71 | 278 | T28 | 725.00 |
| 1971 | 68 | 66 | 70 | 70 | 274 | T19 | 1,265.00 |
| 1972 | 71 | 68 | 77 | 71 | 287 | T64 | 217.39 |
| | | | | | | Total | \$2,373.11 |

HORGAN III, P.H. (69.93)

| Year | 1st | 2nd | 3rd | 4th | Total | Finish | Money |
|------|-----|-----|-----|-----|-------|--------|-------------|
| 1989 | 70 | 67 | 71 | 70 | 278 | T41 | \$3,600.00 |
| 1990 | 68 | 71 | 67 | 68 | 274 | T27 | 6,516.66 |
| 1992 | 73 | 74 | | | 147 | CUT | |
| 1993 | 72 | 71 | 68 | 71 | 282 | T30 | 5,812.50 |
| 1994 | 71 | 72 | | | 143 | CUT | |
| 1997 | 67 | 71 | 68 | 66 | 272 | T6 | 50,250.00 |
| 1998 | 74 | 67 | | | 141 | CUT | |
| 1999 | 71 | 73 | | | 144 | CUT | |
| 2000 | 67 | 66 | 69 | 71 | 273 | T25 | 20,920.00 |
| 2008 | 70 | 74 | | | 144 | CUT | |
| | | | | | | Total | \$87,099.16 |

INDIVIDUAL RESULTS

HORN, ROD (70.25)

| Year | 1st | 2nd | 3rd | 4th | Total | Finish | Money |
|------|-----|-----|-----|-----|-------|--------------|----------------------|
| 1968 | 72 | 68 | 70 | 71 | 281 | T30 Total | \$675.00 \$675.00 |

HORNE, BILLY (74.00)

| Year | 1st | 2nd | 3rd | 4th | Total | Finish | Money |
|------|-----|-----|-----|-----|-------|--------------|-------|
| 1957 | 71 | 73 | 74 | 78 | 296 | T61 Total | |

HORNE, JOHN (76.00)

| Year | 1st | 2nd | 3rd | 4th | Total | Finish | Money |
|------|-----|-----|-----|-----|-------|--------------|-------|
| 1987 | 77 | 75 | | | 152 | CUT Total | |

HORSCHEL, BILLY (65.40)

| Year | 1st | 2nd | 3rd | 4th | Total | Finish | Money |
|------|-----|-----|-----|-----|-------|--------------|--------------------------|
| 2011 | 73 | 71 | | | 144 | CUT | |
| 2012 | 71 | 67 | 67 | 68 | 273 | T24 | \$49,800.00 |
| 2015 | 67 | 69 | 66 | 71 | 273 | T25 Total | 41,234.28 \$91,034.28 |

HORTON, JAY (70.50)

| Year | 1st | 2nd | 3rd | 4th | Total | Finish | Money |
|------|-----|-----|-----|-----|-------|--------------|----------------------|
| 1975 | 71 | 69 | 71 | 71 | 282 | T54 Total | \$445.00 \$445.00 |

HOUTS, CHARLES (71.50)

| Year | 1st | 2nd | 3rd | 4th | Total | Finish | Money |
|------|-----|-----|-----|-----|-------|--------------|-------|
| 1968 | 73 | 68 | 73 | 72 | 286 | T55 Total | |

HOWELL III, CHARLES (69.83)

| Year | 1st | 2nd | 3rd | 4th | Total | Finish | Money |
|------|-----|-----|-----|-----|-------|--------------|-------------|
| 1997 | 75 | 72 | | | 147 | CUT | |
| 2000 | 71 | 67 | 68 | 68 | 274 | T32 | \$13,626.67 |
| 2001 | 66 | 72 | 70 | 65 | 273 | T29 | 19,286.43 |
| 2002 | 71 | 69 | 72 | 65 | 277 | T33 | 21,133.34 |
| 2005 | 71 | 73 | | | 144 | CUT | |
| 2010 | 71 | 71 | | | 142 | CUT Total | |
| | | | | | | | \$54,046.44 |

HOWELL, RAY (77.00)

| Year | 1st | 2nd | 3rd | 4th | Total | Finish | Money |
|------|-----|-----|-----|-----|-------|--------------|-------|
| 1989 | 77 | 77 | | | 154 | CUT Total | |

HOWISON, RYAN (70.83)

| Year | 1st | 2nd | 3rd | 4th | Total | Finish | Money |
|------|-----|-----|-----|-----|-------|--------------|------------|
| 1995 | 73 | 67 | 67 | 71 | 278 | T38 | \$4,920.00 |
| 2000 | 68 | 79 | | | 147 | CUT Total | |
| | | | | | | | \$4,920.00 |

HUBBARD, MARK (70.25)

| Year | 1st | 2nd | 3rd | 4th | Total | Finish | Money |
|------|-----|-----|-----|-----|-------|--------------|----------------------------|
| 2015 | 68 | 68 | 70 | 75 | 281 | T71 Total | \$12,736.00 \$12,736.00 |

HUCKABS, CHARLES (72.83)

| Year | 1st | 2nd | 3rd | 4th | Total | Finish | Money |
|------|-----|-----|-----|-----|-------|--------------|-------|
| 1963 | 70 | 70 | 77 | 74 | 291 | T55 | |
| 1980 | 73 | 73 | | | 146 | CUT Total | |

HUGHES, BRADLEY (71.00)

| Year | 1st | 2nd | 3rd | 4th | Total | Finish | Money |
|------|-----|-----|-----|-----|-------|--------------|-------------|
| 1994 | 72 | 72 | | | 144 | CUT | |
| 1995 | 72 | 72 | | | 144 | CUT | |
| 1997 | 69 | 72 | 72 | 70 | 283 | T68 | \$3,000.00 |
| 1998 | 71 | 69 | | | 140 | CUT | |
| 1999 | 73 | 67 | | | 140 | CUT | |
| 2000 | 67 | 69 | 76 | 72 | 284 | T81 | 4,956.00 |
| 2001 | 69 | 71 | 69 | 70 | 279 | T61 | 6,603.00 |
| 2002 | 73 | 74 | | | 147 | CUT | |
| 2003 | 70 | 73 | | | 143 | CUT | |
| 2004 | 71 | 71 | | | 142 | CUT | |
| 2005 | 75 | 67 | | | 142 | CUT Total | |
| | | | | | | | \$14,559.00 |

HUH, JOHN (71.09)

| Year | 1st | 2nd | 3rd | 4th | Total | Finish | Money |
|------|-----|-----|-----|-----|-------|--------------|-------------|
| 2012 | 70 | 75 | | | 145 | CUT | |
| 2013 | 66 | 69 | 78 | | 213 | T79 | \$11,163.00 |
| 2014 | 73 | 70 | | | 143 | CUT | |
| 2015 | 69 | 70 | | | 139 | CUT | |
| 2016 | 72 | 70 | | | 142 | CUT Total | |
| | | | | | | | \$11,163.00 |

INDIVIDUAL RESULTS

HULBERT, MIKE (70.54)

| Year | 1st | 2nd | 3rd | 4th | Total | Finish | Money |
|------|-----|-----|-----|-----|-------|--------|-------------|
| 1985 | 71 | 76 | | | 147 | CUT | |
| 1986 | 69 | 72 | 68 | 68 | 277 | T24 | \$5,810.00 |
| 1987 | 68 | 70 | 70 | 72 | 280 | T34 | 3,692.50 |
| 1988 | 68 | 72 | 73 | 70 | 283 | T64 | 1,470.00 |
| 1989 | 68 | 70 | 69 | 70 | 277 | T34 | 4,942.85 |
| 1990 | 71 | 68 | 69 | 71 | 279 | T58 | 2,200.00 |
| 1991 | 67 | 72 | 67 | 70 | 276 | T20 | 11,650.00 |
| 1992 | 71 | 73 | | | 144 | CUT | |
| 1993 | 69 | 69 | 77 | 70 | 285 | T51 | 2,340.00 |
| 1996 | 72 | 70 | 69 | 72 | 283 | T37 | 6,300.00 |
| 1997 | 70 | 72 | 69 | 69 | 280 | T53 | 3,408.75 |
| 1998 | 73 | 72 | | | 145 | CUT | |
| 1999 | 68 | 72 | | | 140 | CUT | |
| 2000 | 74 | 70 | | | 144 | CUT | |
| 2002 | 70 | 69 | 69 | 70 | 278 | T39 | 14,416.00 |
| 2003 | 77 | 73 | | | 150 | CUT | |
| | | | | | | Total | \$56,230.10 |

HUMENIK, Ed (70.41)

| Year | 1st | 2nd | 3rd | 4th | Total | Finish | Money |
|------|-----|-----|-----|-----|-------|--------|-------------|
| 1989 | 68 | 69 | 71 | 69 | 277 | T34 | \$4,942.86 |
| 1991 | 69 | 70 | 69 | 71 | 279 | T38 | 4,400.00 |
| 1992 | 64 | 74 | 78 | 70 | 286 | T53 | 2,304.00 |
| 1993 | 71 | 69 | 76 | 68 | 284 | T48 | 2,620.00 |
| 1994 | 69 | 70 | 69 | 71 | 279 | T26 | 8,520.00 |
| 1995 | 73 | 71 | | | 144 | CUT | |
| | | | | | | Total | \$22,786.86 |

HURLEY III, BILLY (69.60)

| Year | 1st | 2nd | 3rd | 4th | Total | Finish | Money |
|------|-----|-----|-----|-----|-------|--------|-------------|
| 2012 | 69 | 67 | 72 | 68 | 276 | T47 | \$14,584.62 |
| 2014 | 71 | 66 | 70 | 71 | 278 | T57 | 13,826.00 |
| 2016 | 70 | 72 | | | 142 | CUT | |
| | | | | | | Total | \$28,410.62 |

HUSTON, JOHN (70.02)

| Year | 1st | 2nd | 3rd | 4th | Total | Finish | Money |
|------|-----|-----|-----|-----|-------|--------|--------------|
| 1988 | 69 | 74 | | | 143 | CUT | |
| 1989 | 69 | 70 | 71 | 78 | 288 | 74 | \$1,920.00 |
| 1990 | 70 | 66 | 70 | 66 | 272 | T13 | 16,625.00 |
| 1991 | 70 | 72 | | | 142 | CUT | |
| 1992 | 70 | 69 | 75 | 69 | 283 | T36 | 4,608.33 |
| 1993 | 66 | 69 | 72 | 71 | 278 | T11 | 21,200.00 |
| 1997 | 70 | 70 | 66 | 68 | 274 | T13 | 28,125.00 |
| 2000 | 67 | 70 | 66 | 66 | 269 | T9 | 75,600.00 |
| 2001 | 71 | 68 | 71 | 75 | 285 | T80 | 5,549.00 |
| 2002 | 69 | 71 | 71 | 68 | 279 | T49 | 9,872.00 |
| 2003 | 70 | 74 | | | 144 | CUT | |
| 2005 | 67 | 70 | 76 | 71 | 284 | T69 | 8,643.00 |
| 2006 | 70 | 67 | 73 | 75 | 285 | T68 | 8,844.00 |
| 2008 | 65 | 69 | 67 | 68 | 269 | T13 | 106,000.00 |
| 2010 | 74 | 72 | | | 146 | CUT | |
| | | | | | | Total | \$286,986.33 |

HYBL, RYAN (70.50)

| Year | 1st | 2nd | 3rd | 4th | Total | Finish | Money |
|------|-----|-----|-----|-----|-------|--------|-------|
| 1999 | 72 | 69 | | | 141 | CUT | |
| | | | | | | Total | |

IACIOFANO, JOEY (76.00)

| Year | 1st | 2nd | 3rd | 4th | Total | Finish | Money |
|------|-----|-----|-----|-----|-------|--------|-------|
| 2005 | 81 | 71 | | | 152 | CUT | |
| | | | | | | Total | |

IMADA, RYUJI (71.43)

| Year | 1st | 2nd | 3rd | 4th | Total | Finish | Money |
|------|-----|-----|-----|-----|-------|--------|-------------|
| 1996 | 85 | 70 | | | 155 | CUT | |
| 2005 | 76 | 65 | | | 141 | CUT | |
| 2009 | 70 | 67 | 70 | 66 | 273 | T43 | \$20,400.00 |
| 2010 | 72 | 70 | | | 142 | CUT | |
| 2012 | 74 | 70 | | | 144 | CUT | |
| 2014 | 73 | 72 | | | 145 | CUT | |
| | | | | | | Total | \$20,400.00 |

IMMELMAN, TREVOR (70.60)

| Year | 1st | 2nd | 3rd | 4th | Total | Finish | Money |
|------|-----|-----|-----|-----|-------|--------|-------------|
| 2006 | 70 | 65 | 68 | 72 | 275 | T16 | \$66,000.00 |
| 2011 | 70 | 72 | | | 142 | CUT | |
| 2013 | 73 | 70 | | | 143 | CUT | |
| 2014 | 68 | 78 | | | 146 | CUT | |
| | | | | | | Total | \$66,000.00 |

INGRAHAM, STU (72.50)

| Year | 1st | 2nd | 3rd | 4th | Total | Finish | Money |
|------|-----|-----|-----|-----|-------|--------|-------|
| 1986 | 70 | 75 | | | 145 | CUT | |
| | | | | | | Total | |

INMAN, BOB (70.25)

| Year | 1st | 2nd | 3rd | 4th | Total | Finish | Money |
|------|-----|-----|-----|-----|-------|--------|----------|
| 1953 | 68 | 73 | 67 | 73 | 281 | T22 | \$165.00 |
| | | | | | | Total | \$165.00 |

INDIVIDUAL RESULTS

INMAN, JOE (69.53)

| Year | 1st | 2nd | 3rd | 4th | Total | Finish | Money |
|------|-----|-----|-----|-----|-------|--------|-------------|
| 1975 | 68 | 70 | 67 | 69 | 274 | T13 | \$3,400.00 |
| 1978 | 69 | 62 | 73 | 67 | 271 | T7 | 6,457.50 |
| 1979 | 67 | 68 | 68 | 71 | 274 | T14 | 5,250.00 |
| 1980 | 72 | 77 | | | 149 | CUT | |
| 1981 | 70 | 66 | 69 | 67 | 272 | T29 | 1,826.25 |
| 1983 | 66 | 70 | 72 | 74 | 282 | T59 | 660.00 |
| 1984 | 70 | 74 | 68 | 71 | 283 | T28 | 2,720.00 |
| 1985 | 70 | 69 | 69 | 68 | 276 | T19 | 6,771.43 |
| 1986 | 74 | 70 | | | 144 | CUT | |
| | | | | | | Total | \$27,085.18 |

INMAN, JOHN (70.56)

| Year | 1st | 2nd | 3rd | 4th | Total | Finish | Money |
|------|-----|-----|-----|-----|-------|--------|-------------|
| 1985 | 70 | 75 | | | 145 | CUT | |
| 1987 | 70 | 66 | 67 | 70 | 273 | T6 | \$24,325.00 |
| 1988 | 69 | 66 | 72 | 71 | 278 | T36 | 3,013.77 |
| 1989 | 74 | 69 | | | 143 | CUT | |
| 1990 | 69 | 69 | 72 | 69 | 279 | T58 | 2,200.00 |
| 1991 | 70 | 69 | 67 | 72 | 278 | T29 | 5,955.55 |
| 1992 | 71 | 68 | 73 | 74 | 286 | T53 | 2,304.00 |
| 1993 | 73 | 71 | 75 | 69 | 288 | T64 | 2,090.00 |
| 1994 | 74 | 70 | | | 144 | CUT | |
| 1996 | 71 | 71 | 71 | 72 | 285 | T49 | 3,634.29 |
| | | | | | | Total | \$43,522.61 |

INMAN, WALKER (71.00)

| Year | 1st | 2nd | 3rd | 4th | Total | Finish | Money |
|------|-----|-----|-----|-----|-------|--------|----------|
| 1956 | 70 | 70 | 74 | 69 | 283 | T28 | \$41.25 |
| 1959 | 68 | 73 | 73 | 71 | 285 | T28 | 175.00 |
| | | | | | | Total | \$216.25 |

IRWIN, HALE (69.96)

| Year | 1st | 2nd | 3rd | 4th | Total | Finish | Money |
|------|-----|-----|-----|-----|-------|--------|-------------|
| 1969 | 68 | 72 | 70 | 66 | 276 | T18 | \$1,350.00 |
| 1970 | | | | | 144 | CUT | |
| 1971 | 68 | 67 | 71 | 73 | 279 | T42 | 352.00 |
| 1983 | 65 | 68 | 68 | 70 | 271 | T5 | 10,950.00 |
| 1985 | 66 | 72 | 71 | 70 | 279 | T37 | 2,580.00 |
| 1987 | 72 | 68 | 70 | 69 | 279 | T29 | 4,550.00 |
| 1989 | 72 | 71 | | | 143 | CUT | |
| 1992 | 69 | 72 | 72 | 75 | 288 | T66 | 2,040.00 |
| | | | | | | Total | \$21,822.00 |

ISENHOUR, TRIPP (69.92)

| Year | 1st | 2nd | 3rd | 4th | Total | Finish | Money |
|------|-----|-----|-----|-----|-------|--------|--------------|
| 2001 | 69 | 70 | 67 | 63 | 269 | T7 | \$83,921.43 |
| 2002 | 69 | 67 | 72 | 72 | 280 | T54 | 9,000.00 |
| 2007 | 72 | 68 | 73 | 77 | 290 | T7 | 11,160.00 |
| | | | | | | Total | \$104,081.43 |

ISHIKAWA, RYO (71.83)

| Year | 1st | 2nd | 3rd | 4th | Total | Finish | Money |
|------|-----|-----|-----|-----|-------|--------|-------|
| 2012 | 68 | 74 | | | 146 | CUT | |
| 2014 | 70 | 73 | | | 143 | CUT | |
| 2015 | 68 | 74 | | | 142 | CUT | |
| | | | | | | Total | |

IVERSON, DON (69.56)

| Year | 1st | 2nd | 3rd | 4th | Total | Finish | Money |
|------|-----|-----|-----|-----|-------|--------|------------|
| 1971 | 70 | 71 | 69 | 68 | 278 | T31 | \$592.00 |
| 1972 | 69 | 71 | 68 | 75 | 283 | T47 | 273.48 |
| 1973 | 69 | 71 | 66 | 68 | 274 | T36 | 983.33 |
| 1974 | 68 | 69 | 70 | 71 | 278 | T27 | 1,390.00 |
| | | | | | | Total | \$3,238.81 |

IWATA, HIROSHI (70.50)

| Year | 1st | 2nd | 3rd | 4th | Total | Finish | Money |
|------|-----|-----|-----|-----|-------|--------|-------|
| 2016 | 71 | 70 | | | 141 | CUT | |
| | | | | | | Total | |

JACKLIN, TONY (70.50)

| Year | 1st | 2nd | 3rd | 4th | Total | Finish | Money |
|------|-----|-----|-----|-----|-------|--------|----------|
| 1975 | 73 | 69 | 69 | 71 | 282 | T54 | \$445.00 |
| | | | | | | Total | \$445.00 |

JACKSON, DAVID (72.33)

| Year | 1st | 2nd | 3rd | 4th | Total | Finish | Money |
|------|-----|-----|-----|-----|-------|--------|------------|
| 1989 | 76 | 70 | | | 146 | CUT | |
| 1993 | 72 | 72 | 75 | 69 | 288 | T64 | \$2,090.00 |
| | | | | | | Total | \$2,090.00 |

JACKSON, JOHN (69.00)

| Year | 1st | 2nd | 3rd | 4th | Total | Finish | Money |
|------|-----|-----|-----|-----|-------|--------|----------|
| 1981 | 70 | 69 | 70 | 67 | 276 | T55 | \$666.00 |
| | | | | | | Total | \$666.00 |

JACOBS, JOHN (72.67)

| Year | 1st | 2nd | 3rd | 4th | Total | Finish | Money |
|------|-----|-----|-----|-----|-------|--------|-------|
| 1969 | 79 | 72 | | | 151 | CUT | |
| 1970 | | | | | 143 | CUT | |
| 1972 | 72 | 70 | | | 142 | CUT | |
| | | | | | | Total | |

INDIVIDUAL RESULTS

JACOBS, TOMMY (71.10)

| Year | 1st | 2nd | 3rd | 4th | Total | Finish | Money |
|------|-----|-----|-----|-----|-------|--------|----------|
| 1957 | 73 | 72 | 77 | 78 | 300 | T70 | |
| 1958 | 68 | 71 | 68 | 73 | 280 | T26 | \$168.00 |
| 1961 | 70 | 72 | 66 | 74 | 282 | T38 | |
| 1966 | 73 | 68 | 67 | 70 | 278 | T31 | 650.00 |
| 1969 | 72 | 69 | 71 | 70 | 282 | T50 | 165.71 |
| | | | | | | Total | \$983.71 |

JACOBSEN, PETER (69.61)

| Year | 1st | 2nd | 3rd | 4th | Total | Finish | Money |
|------|-----|-----|-----|-----|-------|--------|--------------|
| 1977 | 69 | 70 | 71 | 71 | 281 | T59 | \$409.40 |
| 1978 | 71 | 70 | | | 141 | CUT | |
| 1979 | 71 | 69 | 71 | 69 | 280 | T39 | 1,140.00 |
| 1982 | 65 | 67 | 67 | 67 | 266 | T4 | 11,310.00 |
| 1984 | 67 | 69 | 63 | 70 | 269 | 1 | 72,000.00 |
| 1985 | 71 | 69 | 67 | 66 | 273 | T6 | 19,425.00 |
| 1986 | 73 | 68 | 67 | 71 | 279 | T36 | 3,154.86 |
| 1987 | 70 | 71 | 70 | 69 | 280 | T34 | 3,692.50 |
| 1988 | 68 | 73 | | | 141 | CUT | |
| 1989 | 73 | 68 | | | 141 | CUT | |
| 1990 | 68 | 70 | 69 | 70 | 277 | T45 | 2,752.50 |
| 1991 | 72 | 70 | | | 142 | CUT | |
| 1992 | 68 | 69 | 76 | 75 | 288 | T66 | 2,040.00 |
| 1994 | 68 | 68 | 70 | 69 | 275 | T9 | 28,800.00 |
| 1996 | 72 | 70 | 71 | 69 | 282 | T30 | 8,914.29 |
| 1997 | 72 | 70 | 69 | 71 | 282 | T66 | 3,105.00 |
| 1998 | 73 | 70 | | | 143 | CUT | |
| 1999 | 72 | 69 | | | 141 | CUT | |
| 2001 | 74 | 73 | | | 147 | CUT | |
| 2002 | 67 | 69 | 70 | 73 | 279 | T49 | 9,872.00 |
| 2003 | 63 | 67 | 69 | 67 | 266 | 1 | 720,000.00 |
| | | | | | | Total | \$886,615.55 |

JACOBSON, FREDDIE (68.54)

| Year | 1st | 2nd | 3rd | 4th | Total | Finish | Money |
|------|-----|-----|-----|-----|-------|--------|----------------|
| 2006 | 73 | 67 | 70 | 70 | 280 | T48 | \$11,193.60 |
| 2007 | 70 | 73 | | | 143 | CUT | |
| 2009 | 68 | 70 | | | 138 | CUT | |
| 2011 | 65 | 66 | 63 | 66 | 260 | 1 | 1,080,000.00 |
| 2012 | 65 | 66 | 70 | 68 | 269 | T8 | 174,000.00 |
| 2013 | 69 | 70 | 70 | 68 | 277 | T30 | 32,584.17 |
| 2014 | 69 | 69 | 69 | 67 | 274 | T31 | 32,296.37 |
| 2016 | 69 | 72 | | | 141 | CUT | |
| | | | | | | Total | \$1,330,074.14 |

JAECKEL, BARRY (69.83)

| Year | 1st | 2nd | 3rd | 4th | Total | Finish | Money |
|------|-----|-----|-----|-----|-------|--------|-------------|
| 1976 | 71 | 68 | 66 | 67 | 272 | T5 | \$7,271.25 |
| 1977 | 73 | 71 | | | 144 | CUT | |
| 1978 | 72 | 66 | 66 | 70 | 274 | T22 | 1,715.00 |
| 1979 | 71 | 71 | | | 142 | T69 | 579.00 |
| 1980 | 70 | 68 | 67 | 68 | 273 | T14 | 5,400.00 |
| 1981 | 69 | 70 | 70 | 72 | 281 | T80 | 522.00 |
| 1982 | 67 | 69 | 64 | 70 | 270 | T18 | 4,050.00 |
| 1984 | 76 | 70 | | | 146 | CUT | |
| 1985 | 69 | 70 | 71 | 71 | 281 | T45 | 1,756.80 |
| 1986 | 69 | 74 | | | 143 | CUT | |
| 1987 | 71 | 69 | 70 | 74 | 284 | T58 | 1,533.00 |
| 1988 | 68 | 70 | 69 | 73 | 280 | T51 | 1,657.60 |
| 1989 | 74 | 69 | | | 143 | CUT | |
| 1990 | 66 | 72 | 74 | 67 | 279 | T58 | 2,200.00 |
| | | | | | | Total | \$26,684.65 |

JAMIESON, JIM (70.31)

| Year | 1st | 2nd | 3rd | 4th | Total | Finish | Money |
|------|-----|-----|-----|-----|-------|--------|------------|
| 1970 | 71 | 67 | 67 | 71 | 276 | T13 | \$1,550.00 |
| 1971 | 72 | 65 | 69 | 73 | 279 | T42 | 352.00 |
| 1972 | 69 | 71 | 70 | 73 | 283 | T47 | 273.48 |
| 1976 | 70 | 69 | 72 | 76 | 287 | T63 | 357.00 |
| | | | | | | Total | \$2,532.48 |

JANUARY, DON (69.69)

| Year | 1st | 2nd | 3rd | 4th | Total | Finish | Money |
|------|-----|-----|-----|-----|-------|--------|------------|
| 1956 | 72 | 66 | 72 | 72 | 282 | T24 | \$160.00 |
| 1957 | 68 | 75 | 66 | 73 | 282 | T23 | 184.28 |
| 1966 | 67 | 70 | 69 | 70 | 276 | T22 | 1,050.00 |
| 1975 | 68 | 68 | 69 | 70 | 275 | T18 | 2,400.00 |
| | | | | | | Total | \$3,794.28 |

INDIVIDUAL RESULTS

JANZEN, LEE (70.78)

| Year | 1st | 2nd | 3rd | 4th | Total | Finish | Money |
|------|-----|-----|-----|-----|-------|--------|-------------|
| 1990 | 71 | 70 | | | 141 | CUT | |
| 1991 | 71 | 72 | | | 143 | CUT | |
| 1992 | 68 | 67 | 73 | 71 | 279 | T11 | \$22,000.00 |
| 1994 | 71 | 71 | | | 142 | CUT | |
| 1996 | 73 | 66 | 72 | 69 | 280 | T18 | 18,257.15 |
| 1997 | 74 | 75 | | | 149 | CUT | |
| 1999 | 73 | 68 | | | 141 | CUT | |
| 2004 | 72 | 71 | | | 143 | CUT | |
| 2005 | 69 | 72 | | | 141 | CUT | |
| 2007 | 78 | 72 | | | 150 | CUT | |
| 2008 | 69 | 70 | | | 139 | CUT | |
| 2009 | 66 | 71 | 73 | | 210 | T73 | 11,460.00 |
| 2010 | 70 | 73 | | | 143 | CUT | |
| 2011 | 66 | 67 | 75 | 69 | 277 | T67 | 12,240.00 |
| 2014 | 70 | 71 | | | 141 | CUT | |
| | | | | | | Total | \$63,957.15 |

JAWOR, CASMER (71.25)

| Year | 1st | 2nd | 3rd | 4th | Total | Finish | Money |
|------|-----|-----|-----|-----|-------|--------|---------|
| 1962 | 70 | 71 | 77 | 67 | 285 | T37 | \$80.00 |
| | | | | | | Total | \$80.00 |

JENKINS, TOM (69.39)

| Year | 1st | 2nd | 3rd | 4th | Total | Finish | Money |
|------|-----|-----|-----|-----|-------|--------|-------------|
| 1976 | 68 | 70 | 74 | 68 | 280 | T33 | \$1,063.13 |
| 1980 | 68 | 73 | | | 141 | CUT | |
| 1981 | 69 | 69 | 66 | 67 | 271 | T23 | 2,595.00 |
| 1983 | 67 | 71 | 67 | 66 | 271 | T5 | 10,950.00 |
| 1984 | 71 | 72 | 72 | 71 | 286 | T45 | 1,083.56 |
| | | | | | | Total | \$15,691.69 |

JEWELL, JIM (70.00)

| Year | 1st | 2nd | 3rd | 4th | Total | Finish | Money |
|------|-----|-----|-----|-----|-------|--------|----------|
| 1972 | 72 | 69 | 68 | 71 | 280 | T32 | \$750.00 |
| | | | | | | Total | \$750.00 |

JIMENEZ, MIGUEL A. (71.75)

| Year | 1st | 2nd | 3rd | 4th | Total | Finish | Money |
|------|-----|-----|-----|-----|-------|--------|------------|
| 2002 | 69 | 71 | 71 | 76 | 287 | T73 | \$7,680.00 |
| | | | | | | Total | \$7,680.00 |

JOBE, BRANDT (69.56)

| Year | 1st | 2nd | 3rd | 4th | Total | Finish | Money |
|------|-----|-----|-----|-----|-------|--------|-------------|
| 1991 | 73 | 70 | | | 143 | CUT | |
| 2000 | 73 | 69 | | | 142 | CUT | |
| 2002 | 67 | 70 | 73 | 70 | 280 | T54 | \$9,000.00 |
| 2008 | 71 | 67 | | | 138 | CUT | |
| 2011 | 65 | 69 | 67 | 73 | 274 | T56 | 13,680.00 |
| 2012 | 67 | 72 | 64 | 72 | 275 | T37 | 24,000.00 |
| | | | | | | Total | \$46,680.00 |

JOHANSSON, PER-ULRIK (70.33)

| Year | 1st | 2nd | 3rd | 4th | Total | Finish | Money |
|------|-----|-----|-----|-----|-------|--------|-------------|
| 2001 | 70 | 73 | | | 143 | CUT | |
| 2003 | 69 | 68 | 68 | 74 | 279 | T42 | \$14,000.00 |
| | | | | | | Total | \$14,000.00 |

JOHNSON, DOUG (73.25)

| Year | 1st | 2nd | 3rd | 4th | Total | Finish | Money |
|------|-----|-----|-----|-----|-------|--------|-------|
| 1986 | 72 | 75 | | | 147 | CUT | |
| 1987 | 73 | 73 | | | 146 | CUT | |
| | | | | | | Total | |

JOHNSON, DUSTIN (68.22)

| Year | 1st | 2nd | 3rd | 4th | Total | Finish | Money |
|------|-----|-----|-----|-----|-------|--------|-------------|
| 2008 | 66 | 70 | 67 | 69 | 272 | T34 | \$32,400.00 |
| 2009 | 68 | | | | 68 | W/D | |
| 2014 | 66 | 66 | 71 | 71 | 274 | T31 | 32,296.00 |
| | | | | | | Total | \$64,696.00 |

JOHNSON, ERIC (70.00)

| Year | 1st | 2nd | 3rd | 4th | Total | Finish | Money |
|------|-----|-----|-----|-----|-------|--------|------------|
| 1997 | 64 | 70 | 72 | 74 | 280 | T53 | \$3,408.75 |
| | | | | | | Total | \$3,408.75 |

JOHNSON, GEORGE (69.33)

| Year | 1st | 2nd | 3rd | 4th | Total | Finish | Money |
|------|-----|-----|-----|-----|-------|--------|------------|
| 1973 | 72 | 66 | 65 | 69 | 272 | T23 | \$1,653.33 |
| 1974 | 67 | 71 | 72 | 69 | 279 | T33 | 949.09 |
| 1978 | 69 | 71 | 70 | 71 | 281 | T63 | 372.75 |
| | | | | | | Total | \$2,975.17 |

INDIVIDUAL RESULTS

JOHNSON, HOWIE (69.93)

| Year | 1st | 2nd | 3rd | 4th | Total | Finish | Money |
|------|-----|-----|-----|-----|-------|--------|-------------|
| 1957 | 71 | 70 | 72 | 68 | 281 | T19 | \$337.50 |
| 1958 | 71 | 68 | 70 | 71 | 280 | T26 | 168.00 |
| 1961 | 69 | 70 | 71 | 70 | 280 | T23 | 324.29 |
| 1962 | 73 | 64 | 68 | 71 | 276 | T9 | 1,150.00 |
| 1964 | 70 | 69 | 71 | 67 | 277 | T12 | 1,300.00 |
| 1965 | 74 | 69 | 73 | 70 | 286 | T61 | |
| 1966 | 73 | 67 | 73 | 72 | 285 | T69 | |
| 1967 | 71 | 70 | 71 | 69 | 281 | T32 | 625.00 |
| 1968 | 68 | 69 | 70 | 69 | 276 | T7 | 2,975.00 |
| 1969 | 72 | 67 | 63 | 70 | 272 | 6 | 3,600.00 |
| 1970 | | | | | 143 | CUT | |
| | | | | | | Total | \$10,479.79 |

JOHNSON, KEVIN (70.70)

| Year | 1st | 2nd | 3rd | 4th | Total | Finish | Money |
|------|-----|-----|-----|-----|-------|--------|-------------|
| 1992 | 68 | 79 | | | 147 | CUT | |
| 2001 | 68 | 71 | 67 | 71 | 277 | T50 | 7,477.20 |
| 2010 | 66 | 72 | 70 | 75 | 283 | T74 | 11,400.00 |
| | | | | | | Total | \$18,877.20 |

JOHNSON, RICHARD (72.25)

| Year | 1st | 2nd | 3rd | 4th | Total | Finish | Money |
|------|-----|-----|-----|-----|-------|--------|------------|
| 2003 | 69 | 70 | 69 | 79 | 287 | 76 | \$7,520.00 |
| 2004 | 75 | 73 | | | 148 | CUT | |
| 2008 | 69 | 74 | | | 143 | CUT | |
| | | | | | | Total | \$7,520.00 |

JOHNSON, RICHARD S. (70.25)

| Year | 1st | 2nd | 3rd | 4th | Total | Finish | Money |
|------|-----|-----|-----|-----|-------|--------|-------|
| 2008 | 70 | 69 | | | 139 | CUT | |
| 2010 | 71 | 71 | | | 142 | CUT | |
| | | | | | | Total | |

JOHNSON, TOM (77.00)

| Year | 1st | 2nd | 3rd | 4th | Total | Finish | Money |
|------|-----|-----|-----|-----|-------|--------|-------|
| 2007 | 79 | 75 | | | 154 | CUT | |
| | | | | | | Total | |

JOHNSON, ZACH (68.85)

| Year | 1st | 2nd | 3rd | 4th | Total | Finish | Money |
|------|-----|-----|-----|-----|-------|--------|--------------|
| 2004 | 67 | 65 | 73 | 66 | 271 | T3 | \$218,400.00 |
| 2005 | 72 | 63 | 72 | 71 | 278 | T42 | 13,502.00 |
| 2006 | 67 | 69 | 69 | 71 | 276 | T21 | 39,160.00 |
| 2007 | 71 | 74 | | | 145 | CUT | |
| 2009 | 67 | 68 | 66 | 67 | 268 | 18 | 90,000.00 |
| 2011 | 65 | 68 | 70 | 66 | 269 | T24 | 46,425.00 |
| 2012 | 72 | 65 | 70 | 72 | 279 | T64 | 12,600.00 |
| 2013 | 65 | 70 | 75 | 70 | 280 | T58 | 13,542.00 |
| 2014 | 71 | 73 | | | 144 | CUT | |
| 2015 | 65 | 70 | 64 | 69 | 268 | 6 | 230,400.00 |
| 2016 | 67 | 71 | 68 | 70 | 276 | T47 | 16,573.33 |
| | | | | | | Total | \$680,602.33 |

JOHNSTON, AL (71.50)

| Year | 1st | 2nd | 3rd | 4th | Total | Finish | Money |
|------|-----|-----|-----|-----|-------|--------|-------|
| 1961 | 72 | 69 | 71 | 74 | 286 | T57 | |
| 1962 | 67 | 72 | 73 | 74 | 286 | T43 | |
| | | | | | | Total | |

JOHNSTON, BILL (70.00)

| Year | 1st | 2nd | 3rd | 4th | Total | Finish | Money |
|------|-----|-----|-----|-----|-------|--------|----------|
| 1961 | 71 | 67 | 69 | 73 | 280 | T23 | \$324.28 |
| | | | | | | Total | \$324.28 |

JOHNSTON, JIMMY (71.00)

| Year | 1st | 2nd | 3rd | 4th | Total | Finish | Money |
|------|-----|-----|-----|-----|-------|--------|------------|
| 1993 | 71 | 72 | 74 | 71 | 288 | T64 | \$2,090.00 |
| 1997 | 72 | 72 | | | 144 | CUT | |
| 1998 | 67 | 70 | 71 | 70 | 278 | T56 | 4,460.00 |
| | | | | | | Total | \$6,550.00 |

JOHNSTON, RALPH (68.83)

| Year | 1st | 2nd | 3rd | 4th | Total | Finish | Money |
|------|-----|-----|-----|-----|-------|--------|------------|
| 1971 | 68 | 71 | 71 | 70 | 280 | T48 | \$157.00 |
| 1972 | 67 | 67 | 67 | 69 | 270 | T3 | 7,350.00 |
| 1973 | 70 | 66 | 71 | 69 | 276 | T44 | 603.33 |
| | | | | | | Total | \$8,110.33 |

JONAS, PHILIP (71.75)

| Year | 1st | 2nd | 3rd | 4th | Total | Finish | Money |
|------|-----|-----|-----|-----|-------|--------|------------|
| 1987 | 72 | 69 | 74 | 72 | 287 | T71 | \$1,330.00 |
| | | | | | | Total | \$1,330.00 |

JONES, BRENDAN (72.50)

| Year | 1st | 2nd | 3rd | 4th | Total | Finish | Money |
|------|-----|-----|-----|-----|-------|--------|-------|
| 2005 | 75 | 70 | | | 145 | CUT | |
| | | | | | | Total | |

INDIVIDUAL RESULTS

JONES, GORDON (71.40)

| Year | 1st | 2nd | 3rd | 4th | Total | Finish | Money |
|------|-----|-----|-----|-----|-------|--------|----------|
| 1957 | 73 | 73 | 73 | 77 | 296 | T61 | |
| 1958 | 68 | 68 | 74 | 73 | 283 | T40 | |
| 1960 | 71 | 70 | 69 | 74 | 284 | T37 | |
| 1966 | 71 | 71 | 76 | 69 | 287 | T2 | |
| 1971 | 66 | 70 | 73 | 69 | 278 | T31 | \$592.00 |
| | | | | | | Total | \$592.00 |

JONES, GRIER (68.56)

| Year | 1st | 2nd | 3rd | 4th | Total | Finish | Money |
|------|-----|-----|-----|-----|-------|--------|-------------|
| 1969 | 70 | 72 | 71 | 68 | 281 | T42 | \$297.50 |
| 1970 | 68 | 68 | 73 | 66 | 275 | T8 | 2,510.00 |
| 1971 | 68 | 69 | 68 | 69 | 274 | T19 | 1,265.00 |
| 1973 | 67 | 67 | 69 | 70 | 273 | T29 | 1,244.29 |
| 1974 | 68 | 69 | 70 | 69 | 276 | T11 | 3,466.67 |
| 1977 | 69 | 69 | 65 | 65 | 268 | T2 | 19,425.00 |
| 1978 | 70 | 66 | 68 | 68 | 272 | T9 | 4,357.50 |
| 1981 | 71 | 68 | 71 | 65 | 275 | T51 | 715.50 |
| | | | | | | Total | \$33,281.46 |

JONES, KENT (71.06)

| Year | 1st | 2nd | 3rd | 4th | Total | Finish | Money |
|------|-----|-----|-----|-----|-------|--------|-------------|
| 1998 | 72 | 67 | 70 | 71 | 280 | T65 | \$4,160.00 |
| 1999 | 70 | 76 | | | 146 | CUT | |
| 2001 | 71 | 65 | 77 | 74 | 287 | 84 | 5,332.00 |
| 2002 | 70 | 68 | 69 | 69 | 276 | T27 | 27,800.00 |
| 2003 | 71 | 76 | | | 147 | CUT | |
| 2004 | 71 | 74 | | | 145 | CUT | |
| 2005 | 71 | 70 | | | 141 | CUT | |
| 2006 | 77 | 72 | | | 149 | CUT | |
| 2007 | 71 | 78 | | | 149 | CUT | |
| 2008 | 66 | 70 | 73 | 66 | 275 | T45 | 16,817.14 |
| 2009 | 68 | 73 | | | 141 | CUT | |
| 2011 | 69 | 69 | | | 138 | CUT | |
| | | | | | | Total | \$54,109.14 |

JONES, MATT (69.90)

| Year | 1st | 2nd | 3rd | 4th | Total | Finish | Money |
|------|-----|-----|-----|-----|-------|--------|--------------|
| 2008 | 73 | 68 | | | 141 | CUT | |
| 2010 | 65 | 67 | 68 | 70 | 270 | T13 | \$99,750.00 |
| 2011 | 75 | 69 | | | 144 | CUT | |
| 2012 | 76 | 72 | | | 148 | CUT | |
| 2014 | 69 | 69 | 67 | 71 | 276 | T46 | 17,186.00 |
| 2015 | 72 | 68 | | | 140 | CUT | |
| 2016 | 69 | 69 | 71 | 70 | 279 | T64 | 13,794.00 |
| | | | | | | Total | \$130,730.00 |

JONES, III, ROBERT (73.50)

| Year | 1st | 2nd | 3rd | 4th | Total | Finish | Money |
|------|-----|-----|-----|-----|-------|--------|-------|
| 1952 | 74 | 73 | 73 | 74 | 294 | T50 | |
| | | | | | | Total | |

JONES, STEVE (70.32)

| Year | 1st | 2nd | 3rd | 4th | Total | Finish | Money |
|------|-----|-----|-----|-----|-------|--------|-------------|
| 1986 | 71 | 69 | 70 | 69 | 279 | T36 | \$3,154.86 |
| 1987 | 74 | 68 | 74 | 72 | 288 | 80 | 1,260.00 |
| 1990 | 64 | 68 | 69 | 72 | 273 | T21 | 10,000.00 |
| 1991 | 70 | 71 | 68 | 71 | 280 | T42 | 3,072.00 |
| 1995 | 68 | 68 | 68 | 71 | 275 | T24 | 10,230.00 |
| 1996 | 72 | 68 | 71 | 67 | 278 | T9 | 40,500.00 |
| 2001 | 71 | 75 | | | 146 | CUT | |
| 2002 | 76 | 74 | | | 150 | CUT | |
| | | | | | | Total | \$68,216.86 |

JONES, THOMAS EUGENE (75.50)

| Year | 1st | 2nd | 3rd | 4th | Total | Finish | Money |
|------|-----|-----|-----|-----|-------|--------|-------|
| 1993 | 74 | 77 | | | 151 | CUT | |
| | | | | | | Total | |

JONES, TOM (71.00)

| Year | 1st | 2nd | 3rd | 4th | Total | Finish | Money |
|------|-----|-----|-----|-----|-------|--------|----------|
| 1980 | 73 | 67 | 73 | 70 | 283 | T64 | \$633.00 |
| 1981 | 73 | 68 | | | 141 | CUT | |
| 1983 | 74 | 70 | | | 144 | CUT | |
| | | | | | | Total | \$633.00 |

JORDAN, PETE (70.57)

| Year | 1st | 2nd | 3rd | 4th | Total | Finish | Money |
|------|-----|-----|-----|-----|-------|--------|--------------|
| 1994 | 66 | 71 | 68 | 75 | 280 | T33 | \$6,205.71 |
| 1995 | 71 | 68 | 66 | 70 | 275 | T24 | 10,230.00 |
| 1996 | 74 | 71 | | | 145 | CUT | |
| 1997 | 74 | 70 | | | 144 | CUT | |
| 1998 | 75 | 72 | | | 147 | CUT | |
| 1999 | 64 | 65 | 71 | 67 | 267 | T6 | 86,875.00 |
| 2000 | 71 | 67 | 72 | 68 | 278 | T58 | 6,076.00 |
| 2001 | 69 | 66 | 73 | 72 | 280 | T67 | 6,231.00 |
| 2002 | 78 | 75 | | | 153 | CUT | |
| 2006 | 73 | 75 | | | 148 | CUT | |
| | | | | | | Total | \$115,617.71 |

INDIVIDUAL RESULTS

JOSEPH, EDDIE (72.50)

| Year | 1st | 2nd | 3rd | 4th | Total | Finish | Money |
|------|-----|-----|-----|-----|-------|--------------|-------|
| 1954 | 73 | 73 | 71 | 73 | 290 | T57 Total | |

JULIAN, JEFF (74.00)

| Year | 1st | 2nd | 3rd | 4th | Total | Finish | Money |
|------|-----|-----|-----|-----|-------|--------------|-------|
| 1988 | 71 | 74 | | | 145 | CUT | |
| 1996 | 76 | 78 | | | 154 | CUT | |
| 2001 | 74 | 72 | | | 146 | CUT | |
| 2002 | 71 | 76 | | | 147 | CUT Total | |

JURGENSEN, STEVE (71.83)

| Year | 1st | 2nd | 3rd | 4th | Total | Finish | Money |
|------|-----|-----|-----|-----|-------|--------------|------------|
| 1996 | 70 | 70 | 74 | 70 | 284 | T45 | \$4,515.00 |
| 1997 | 73 | 70 | 73 | 73 | 289 | 80 | 2,700.00 |
| 1998 | 68 | 73 | | | 141 | CUT | |
| 1999 | 76 | 72 | | | 148 | CUT Total | \$7,215.00 |

JUSTA, ED (70.75)

| Year | 1st | 2nd | 3rd | 4th | Total | Finish | Money |
|------|-----|-----|-----|-----|-------|--------------|----------------------|
| 1965 | 68 | 71 | 74 | 70 | 283 | T46 Total | \$220.00 \$220.00 |

KAMM, BRIAN (71.72)

| Year | 1st | 2nd | 3rd | 4th | Total | Finish | Money |
|------|-----|-----|-----|-----|-------|--------------|-------------|
| 1990 | 75 | 73 | | | 148 | CUT | |
| 1991 | 74 | 72 | | | 146 | CUT | |
| 1993 | 69 | 75 | 69 | 64 | 277 | T7 | \$30,125.00 |
| 1994 | 75 | 66 | 69 | 69 | 279 | T26 | 8,520.00 |
| 1995 | 74 | 72 | | | 146 | CUT | |
| 1996 | 79 | 76 | | | 155 | CUT | |
| 1998 | 69 | 71 | | | 140 | CUT Total | \$38,645.00 |

KANADA, CRAIG (70.21)

| Year | 1st | 2nd | 3rd | 4th | Total | Finish | Money |
|------|-----|-----|-----|-----|-------|--------------|--------------------------|
| 1997 | 68 | 72 | 70 | 69 | 279 | T40 | \$4,790.77 |
| 2001 | 74 | 68 | | | 142 | CUT | |
| 2007 | 68 | 71 | 75 | 75 | 289 | T75 | 11,340.00 |
| 2008 | 67 | 68 | 70 | 68 | 273 | T37 Total | 25,800.00 \$41,930.77 |

KANE, JIM (76.00)

| Year | 1st | 2nd | 3rd | 4th | Total | Finish | Money |
|------|-----|-----|-----|-----|-------|--------------|-------|
| 1984 | 74 | 78 | | | 152 | CUT Total | |

KANEKO, YOSHINORI (76.17)

| Year | 1st | 2nd | 3rd | 4th | Total | Finish | Money |
|------|-----|-----|-----|-----|-------|--------------|-------|
| 1992 | 75 | 72 | | | 147 | CUT | |
| 1993 | 79 | 75 | | | 154 | CUT | |
| 1997 | 74 | 82 | | | 156 | CUT Total | |

KANG, SUNG-HOON (70.63)

| Year | 1st | 2nd | 3rd | 4th | Total | Finish | Money |
|------|-----|-----|-----|-----|-------|--------------|----------------------------|
| 2011 | 74 | 64 | | | 138 | CUT | |
| 2012 | 72 | 73 | | | 145 | CUT | |
| 2016 | 70 | 67 | 75 | 70 | 282 | T70 Total | \$13,068.00 \$13,068.00 |

KARCHER, JOHN (72.50)

| Year | 1st | 2nd | 3rd | 4th | Total | Finish | Money |
|------|-----|-----|-----|-----|-------|--------------|-------|
| 1990 | 73 | 72 | | | 145 | CUT Total | |

KARLSSON, ROBERT (68.50)

| Year | 1st | 2nd | 3rd | 4th | Total | Finish | Money |
|------|-----|-----|-----|-----|-------|--------------|----------------------------|
| 2012 | 68 | 68 | 66 | 72 | 274 | T29 Total | \$36,525.00 \$36,525.00 |

KASER, MONTY (71.50)

| Year | 1st | 2nd | 3rd | 4th | Total | Finish | Money |
|------|-----|-----|-----|-----|-------|--------------|--------------------|
| 1972 | 71 | 70 | 70 | 74 | 285 | T60 | \$217.39 |
| 1976 | 69 | 71 | 75 | 72 | 287 | T63 Total | 357.00 \$574.39 |

KASK, FRED (77.00)

| Year | 1st | 2nd | 3rd | 4th | Total | Finish | Money |
|------|-----|-----|-----|-----|-------|-------------|-------|
| 1955 | 75 | 73 | 82 | 78 | 308 | 74 Total | |

KATAYAMA, SHINGO (73.50)

| Year | 1st | 2nd | 3rd | 4th | Total | Finish | Money |
|------|-----|-----|-----|-----|-------|--------------|-------|
| 2002 | 71 | 76 | | | 147 | CUT Total | |

KAUFMAN, SMYLIE (73.00)

| Year | 1st | 2nd | 3rd | 4th | Total | Finish | Money |
|------|-----|-----|-----|-----|-------|--------------|-------|
| 2016 | 74 | 72 | | | 146 | CUT Total | |

INDIVIDUAL RESULTS

KAY, BOB (71.39)

| Year | 1st | 2nd | 3rd | 4th | Total | Finish | Money |
|------|-----|-----|-----|-----|-------|--------|------------|
| | 72 | 75 | 74 | 74 | 295 | 55 | |
| 1953 | 70 | 68 | 71 | 72 | 281 | T22 | \$165.00 |
| 1954 | 71 | 71 | 65 | 70 | 277 | T11 | 360.00 |
| 1955 | 68 | 71 | 74 | 71 | 284 | T15 | 338.33 |
| 1956 | 75 | 71 | 72 | 70 | 288 | T54 | |
| 1957 | 70 | 75 | 76 | 76 | 297 | T66 | |
| 1958 | 69 | 70 | 71 | 69 | 279 | T20 | 350.00 |
| 1962 | 72 | 67 | 73 | 70 | 282 | T21 | 450.00 |
| 1965 | 72 | 72 | 73 | 70 | 287 | T64 | |
| | | | | | | Total | \$1,663.33 |

KAY JR., JACK (70.75)

| Year | 1st | 2nd | 3rd | 4th | Total | Finish | Money |
|------|-----|-----|-----|-----|-------|--------|------------|
| 1989 | 70 | 70 | 72 | 71 | 283 | T68 | \$2,030.00 |
| | | | | | | Total | \$2,030.00 |

KAYE, JONATHAN (68.79)

| Year | 1st | 2nd | 3rd | 4th | Total | Finish | Money |
|------|-----|-----|-----|-----|-------|--------|--------------|
| 1995 | 71 | 73 | | | 144 | CUT | |
| 1998 | 67 | 66 | 73 | 71 | 277 | T47 | \$5,022.22 |
| 1999 | 69 | 66 | 66 | 72 | 273 | T26 | 17,375.00 |
| 2000 | 72 | 66 | 66 | 68 | 272 | T18 | 34,080.00 |
| 2001 | 62 | 71 | 72 | 68 | 273 | T29 | 19,286.43 |
| 2002 | 65 | 67 | 65 | 70 | 267 | T2 | 352,000.00 |
| 2003 | 66 | 72 | 67 | 73 | 278 | T36 | 18,433.33 |
| 2006 | 69 | 68 | 70 | 68 | 275 | T16 | 66,000.00 |
| 2008 | 71 | 70 | | | 141 | CUT | |
| 2009 | 68 | 71 | | | 139 | CUT | |
| | | | | | | Total | \$512,196.98 |

KEALEY, CRAIG (81.25)

| Year | 1st | 2nd | 3rd | 4th | Total | Finish | Money |
|------|-----|-----|-----|-----|-------|--------|-------|
| 1994 | 84 | 79 | | | 163 | CUT | |
| 2005 | 84 | 78 | | | 162 | CUT | |
| | | | | | | Total | |

KELLEY, AL (72.75)

| Year | 1st | 2nd | 3rd | 4th | Total | Finish | Money |
|------|-----|-----|-----|-----|-------|--------|-------|
| 1963 | 69 | 73 | 77 | 72 | 291 | T55 | |
| | | | | | | Total | |

KELLEY, KEN (76.00)

| Year | 1st | 2nd | 3rd | 4th | Total | Finish | Money |
|------|-----|-----|-----|-----|-------|--------|-------|
| 1983 | 70 | 75 | | | 145 | CUT | |
| 1984 | 78 | 81 | | | 159 | CUT | |
| | | | | | | Total | |

KELLEY, TONY (74.13)

| Year | 1st | 2nd | 3rd | 4th | Total | Finish | Money |
|------|-----|-----|-----|-----|-------|--------|--------|
| 1989 | 75 | 72 | | | 147 | CUT | |
| 1990 | 77 | 74 | | | 151 | CUT | |
| 1994 | 74 | 71 | | | 145 | CUT | |
| 1997 | 74 | 72 | | | 146 | CUT | |
| 1998 | 73 | 78 | | | 151 | CUT | |
| 2000 | 73 | 77 | | | 150 | CUT | |
| 2001 | 73 | 72 | | | 145 | CUT | |
| 2009 | 75 | 76 | | | 151 | CUT | |
| | | | | | | Total | \$0.00 |

KELLY, JERRY (69.30)

| Year | 1st | 2nd | 3rd | 4th | Total | Finish | Money |
|------|-----|-----|-----|-----|-------|--------|----------------|
| 1996 | 69 | 75 | | | 144 | CUT | |
| 1997 | 70 | 74 | | | 144 | CUT | |
| 1998 | 76 | 71 | | | 147 | CUT | |
| 1999 | 71 | 69 | | | 140 | CUT | |
| 2001 | 67 | 65 | 69 | 68 | 269 | T7 | \$83,921.42 |
| 2002 | 72 | 72 | | | 144 | CUT | |
| 2004 | 66 | 71 | 70 | 67 | 274 | T13 | 69,825.00 |
| 2005 | 68 | 67 | 67 | 66 | 268 | T4 | 177,733.33 |
| 2006 | 72 | 79 | | | 151 | CUT | |
| 2007 | 69 | 68 | 68 | 70 | 275 | T15 | 90,000.00 |
| 2008 | 69 | 70 | | | 139 | CUT | |
| 2009 | 65 | 70 | 73 | 72 | 280 | T70 | 11,940.00 |
| 2010 | 66 | 71 | 73 | 68 | 278 | 63 | 12,840.00 |
| 2011 | 69 | 66 | 67 | 69 | 271 | T38 | 27,000.00 |
| 2012 | 66 | 72 | 68 | 69 | 275 | T37 | 24,000.00 |
| 2013 | 67 | 68 | 71 | 70 | 276 | T24 | 49,410.00 |
| 2014 | 70 | 66 | 71 | 67 | 274 | T31 | 32,296.37 |
| 2015 | 75 | 67 | | | 142 | CUT | |
| 2016 | 64 | 70 | 69 | 64 | 267 | 2 | 712,800.00 |
| | | | | | | Total | \$1,291,766.12 |

KELLY, PAUL (70.50)

| Year | 1st | 2nd | 3rd | 4th | Total | Finish | Money |
|------|-----|-----|-----|-----|-------|--------|-------|
| 1966 | 71 | 71 | 70 | 70 | 282 | T59 | |
| | | | | | | Total | |

INDIVIDUAL RESULTS

KELLY, TROY (70.50)

| Year | 1st | 2nd | 3rd | 4th | Total | Finish CUT | Money |
|------|-----|-----|-----|-----|-------|------------|-------|
| 2012 | 75 | 66 | | | 141 | Total | |

KENDALL, SKIP (69.56)

| Year | 1st | 2nd | 3rd | 4th | Total | Finish | Money |
|------|-----|-----|-----|-----|-------|--------|--------------|
| 1993 | 76 | 69 | | | 145 | CUT | |
| 1995 | 70 | 71 | 68 | 73 | 282 | T59 | \$2,592.00 |
| 1997 | 72 | 72 | | | 144 | CUT | |
| 1999 | 63 | 68 | 68 | 66 | 265 | 2 | 270,000.00 |
| 2000 | 67 | 70 | 67 | 70 | 274 | T32 | 13,626.66 |
| 2001 | 71 | 71 | | | 142 | CUT | |
| 2002 | 65 | 72 | 67 | 67 | 271 | T7 | 124,666.67 |
| 2003 | 73 | 72 | | | 145 | CUT | |
| 2004 | 69 | 69 | 66 | 75 | 279 | T49 | 10,365.60 |
| 2006 | 68 | 67 | 74 | 65 | 274 | T9 | 101,828.58 |
| 2010 | 69 | 69 | 70 | 75 | 283 | T74 | \$11,400.00 |
| | | | | | | Total | \$534,479.51 |

KENNEDY, JOHN (70.75)

| Year | 1st | 2nd | 3rd | 4th | Total | Finish | Money |
|------|-----|-----|-----|-----|-------|--------|----------|
| 1969 | 69 | 70 | 74 | 70 | 283 | T57 | \$160.00 |
| | | | | | | Total | \$160.00 |

KESSELRING, GERRY (70.38)

| Year | 1st | 2nd | 3rd | 4th | Total | Finish | Money |
|------|-----|-----|-----|-----|-------|--------|------------|
| 1955 | 68 | 66 | 70 | 74 | 278 | T4 | \$1,150.00 |
| 1956 | 70 | 71 | 73 | 71 | 285 | T42 | |
| | | | | | | Total | \$1,150.00 |

KESTNER, DARRELL (72.00)

| Year | 1st | 2nd | 3rd | 4th | Total | Finish | Money |
|------|-----|-----|-----|-----|-------|--------|-------|
| 1982 | 72 | 74 | | | 146 | CUT | |
| 1983 | 72 | 70 | | | 142 | CUT | |
| | | | | | | Total | |

KEYTER, BRUCE (73.00)

| Year | 1st | 2nd | 3rd | 4th | Total | Finish | Money |
|------|-----|-----|-----|-----|-------|--------|-------|
| 1957 | 72 | 73 | 69 | 78 | 292 | T50 | |
| | | | | | | Total | |

KIELY, JIM (71.00)

| Year | 1st | 2nd | 3rd | 4th | Total | Finish | Money |
|------|-----|-----|-----|-----|-------|--------|-------|
| 1982 | 73 | 69 | | | 142 | CUT | |
| | | | | | | Total | |

KILLEEN, J.J. (72.00)

| Year | 1st | 2nd | 3rd | 4th | Total | Finish | Money |
|------|-----|-----|-----|-----|-------|--------|-------|
| 2012 | 69 | 75 | | | 144 | CUT | |
| | | | | | | Total | |

KIM, ANTHONY (67.33)

| Year | 1st | 2nd | 3rd | 4th | Total | Finish | Money |
|------|-----|-----|-----|-----|-------|--------|--------------|
| 2009 | 66 | 66 | 67 | 67 | 266 | T11 | \$138,000.00 |
| 2011 | 69 | 69 | | | 138 | CUT | |
| | | | | | | Total | \$138,000.00 |

KIM, BIO (69.50)

| Year | 1st | 2nd | 3rd | 4th | Total | Finish | Money |
|------|-----|-----|-----|-----|-------|--------|-------|
| 2011 | 71 | 68 | | | 139 | CUT | |
| | | | | | | Total | |

KIM, KYUNG (71.00)

| Year | 1st | 2nd | 3rd | 4th | Total | Finish | Money |
|------|-----|-----|-----|-----|-------|--------|-------|
| 2012 | 72 | 70 | | | 142 | CUT | |
| | | | | | | Total | |

KIM, MICHAEL (70.50)

| Year | 1st | 2nd | 3rd | 4th | Total | Finish | Money |
|------|-----|-----|-----|-----|-------|--------|-------|
| 2016 | 69 | 72 | | | 141 | CUT | |
| | | | | | | Total | |

WOO KIM, SI (68.25)

| Year | 1st | 2nd | 3rd | 4th | Total | Finish | Money |
|------|-----|-----|-----|-----|-------|--------|-------------|
| 2016 | 69 | 70 | 67 | 67 | 273 | T25 | \$47,226.66 |
| | | | | | | Total | \$47,226.66 |

KIM, WHEE (72.50)

| Year | 1st | 2nd | 3rd | 4th | Total | Finish | Money |
|------|-----|-----|-----|-----|-------|--------|-------|
| 2015 | 67 | 75 | | | 142 | CUT | |
| 2016 | 74 | 74 | | | 148 | CUT | |
| | | | | | | Total | |

KIMBALL, KARL (70.75)

| Year | 1st | 2nd | 3rd | 4th | Total | Finish | Money |
|------|-----|-----|-----|-----|-------|--------|-------|
| 1989 | 69 | 72 | | | 141 | CUT | |
| 1991 | 70 | 72 | | | 142 | CUT | |
| | | | | | | Total | |

KING, BRAD (71.00)

| Year | 1st | 2nd | 3rd | 4th | Total | Finish | Money |
|------|-----|-----|-----|-----|-------|--------|-------|
| 1994 | 69 | 73 | | | 142 | CUT | |
| | | | | | | Total | |

KING, CLAUDE (72.25)

| Year | 1st | 2nd | 3rd | 4th | Total | Finish | Money |
|------|-----|-----|-----|-----|-------|--------|-------|
| 1963 | 72 | 71 | 72 | 74 | 289 | T50 | |
| | | | | | | Total | |

INDIVIDUAL RESULTS

KING, FRANK (72.75)

| Year | 1st | 2nd | 3rd | 4th | Total | Finish | Money |
|------|-----|-----|-----|-----|-------|--------------|-------|
| 1953 | 79 | 70 | 75 | 67 | 291 | T48 Total | |

KING, JIM (73.00)

| Year | 1st | 2nd | 3rd | 4th | Total | Finish | Money |
|------|-----|-----|-----|-----|-------|--------------|-------|
| 1963 | 75 | 71 | | | 146 | W/D Total | |

KIRBY, EDDIE (73.75)

| Year | 1st | 2nd | 3rd | 4th | Total | Finish | Money |
|------|-----|-----|-----|-----|-------|--------------|-------|
| 1989 | 76 | 74 | | | 150 | CUT | |
| 1994 | 72 | 73 | | | 145 | CUT Total | |

KIRK, CHRIS (70.50)

| Year | 1st | 2nd | 3rd | 4th | Total | Finish | Money |
|------|-----|-----|-----|-----|-------|--------------|----------------------------|
| 2011 | 71 | 72 | | | 143 | CUT | |
| 2013 | 66 | 72 | 69 | 73 | 280 | T58 Total | \$13,542.00 \$13,542.00 |

KIRKPATRICK, JIM (77.25)

| Year | 1st | 2nd | 3rd | 4th | Total | Finish | Money |
|------|-----|-----|-----|-----|-------|-------------|-------|
| 1955 | 75 | 79 | 76 | 79 | 309 | 75 Total | |

KIRKWOOD, JOE (71.90)

| Year | 1st | 2nd | 3rd | 4th | Total | Finish | Money |
|------|-----|-----|-----|-----|-------|--------------|----------------------|
| 1952 | 72 | 71 | | | 143 | W/D | |
| 1963 | 73 | 71 | 77 | 75 | 296 | T71 | |
| 1965 | 71 | 70 | 74 | 65 | 280 | T21 Total | \$777.78 \$777.78 |

KISNER, KEVIN (70.50)

| Year | 1st | 2nd | 3rd | 4th | Total | Finish | Money |
|------|-----|-----|-----|-----|-------|--------------|-------|
| 2011 | 70 | 70 | | | 140 | CUT | |
| 2012 | 66 | 76 | | | 142 | CUT Total | |

KITE, CHRIS (73.00)

| Year | 1st | 2nd | 3rd | 4th | Total | Finish | Money |
|------|-----|-----|-----|-----|-------|-------------|--------------------------|
| 1987 | 74 | 72 | | | 146 | CUT | |
| 1994 | 68 | 71 | 74 | 79 | 292 | 70 Total | \$2,400.00 \$2,400.00 |

KITE, TOM (68.75)

| Year | 1st | 2nd | 3rd | 4th | Total | Finish | Money |
|------|-----|-----|-----|-----|-------|--------------|---------------------------|
| 1973 | 68 | 71 | 63 | 65 | 267 | T7 | \$5,460.00 |
| 1974 | 72 | 68 | 66 | 70 | 276 | T11 | 3,466.66 |
| 1976 | 70 | 70 | 71 | 70 | 281 | T41 | 695.33 |
| 1977 | 68 | 65 | 70 | 69 | 272 | T11 | 4,252.50 |
| 1983 | 66 | 66 | 72 | 70 | 274 | T13 | 5,625.00 |
| 1985 | 72 | 68 | 72 | 66 | 278 | T29 | 3,652.50 |
| 1986 | 68 | 69 | 69 | 72 | 278 | T29 | 4,355.14 |
| 1992 | 72 | 67 | 72 | 68 | 279 | T11 | 22,000.00 |
| 1996 | 72 | 68 | 66 | 68 | 274 | 2 | 162,000.00 |
| 1999 | 67 | 69 | 65 | 70 | 271 | T17 Total | 37,500.00 \$249,007.13 |

KIZZIRE, PATTON (72.00)

| Year | 1st | 2nd | 3rd | 4th | Total | Finish | Money |
|------|-----|-----|-----|-----|-------|--------------|-------|
| 2009 | 71 | 73 | | | 144 | CUT Total | |

KJELDTSEN, SOREN (69.75)

| Year | 1st | 2nd | 3rd | 4th | Total | Finish | Money |
|------|-----|-----|-----|-----|-------|--------------|----------------------------|
| 2016 | 68 | 69 | 69 | 73 | 279 | T64 Total | \$13,794.00 \$13,794.00 |

KLEIN, JEFF (73.50)

| Year | 1st | 2nd | 3rd | 4th | Total | Finish | Money |
|------|-----|-----|-----|-----|-------|--------------|-------|
| 2003 | 73 | 74 | | | 147 | CUT Total | |

KLEIN, MIKE (72.00)

| Year | 1st | 2nd | 3rd | 4th | Total | Finish | Money |
|------|-----|-----|-----|-----|-------|--------------|-------|
| 1980 | 70 | 74 | | | 144 | CUT Total | |

KLINE, JOHN (73.13)

| Year | 1st | 2nd | 3rd | 4th | Total | Finish | Money |
|------|-----|-----|-----|-----|-------|-------------|-------|
| 1957 | 73 | 73 | 72 | 73 | 291 | T46 | |
| 1958 | 74 | 73 | 77 | 69 | 293 | T64 | |
| 1959 | 72 | 74 | 74 | 70 | 290 | T51 | |
| 1960 | 74 | 75 | 75 | 72 | 296 | 66 Total | |

KLUBA, KENT (73.00)

| Year | 1st | 2nd | 3rd | 4th | Total | Finish | Money |
|------|-----|-----|-----|-----|-------|--------------|-------|
| 1989 | 72 | 74 | | | 146 | CUT Total | |

INDIVIDUAL RESULTS

KNEECE, HAROLD (71.58)

| Year | 1st | 2nd | 3rd | 4th | Total | Finish | Money |
|------|-----|-----|-----|-----|-------|--------|----------|
| 1961 | 71 | 70 | 70 | 74 | 285 | T52 | |
| 1962 | 73 | 71 | 71 | 72 | 287 | T48 | |
| 1963 | 72 | 70 | 73 | 72 | 287 | T33 | \$182.22 |
| | | | | | | Total | \$182.22 |

KNIGHT, DICK (70.25)

| Year | 1st | 2nd | 3rd | 4th | Total | Finish | Money |
|------|-----|-----|-----|-----|-------|--------|------------|
| 1953 | 70 | 73 | 69 | 73 | 285 | T37 | |
| 1959 | 70 | 74 | 66 | 69 | 279 | T8 | \$950.00 |
| 1960 | 66 | 67 | 74 | 72 | 279 | T13 | 700.00 |
| | | | | | | Total | \$1,650.00 |

KNIGHT, JOHN (69.00)

| Year | 1st | 2nd | 3rd | 4th | Total | Finish | Money |
|------|-----|-----|-----|-----|-------|--------|----------|
| 1956 | 70 | 71 | 68 | 67 | 276 | T9 | \$665.00 |
| | | | | | | Total | \$665.00 |

KNOST, COLT (69.67)

| Year | 1st | 2nd | 3rd | 4th | Total | Finish | Money |
|------|-----|-----|-----|-----|-------|--------|-------------|
| 2009 | 66 | 66 | 69 | 73 | 274 | T47 | \$16,140.00 |
| 2011 | 67 | 68 | 65 | 72 | 272 | T43 | 18,840.00 |
| 2012 | 71 | 71 | | | 142 | CUT | |
| 2013 | 76 | 71 | | | 147 | CUT | |
| 2015 | 67 | 70 | 69 | 68 | 274 | T39 | 23,680 |
| 2016 | 71 | 74 | | | 145 | CUT | |
| | | | | | | Total | \$58,660.00 |

KNOX, KENNY (72.35)

| Year | 1st | 2nd | 3rd | 4th | Total | Finish | Money |
|------|-----|-----|-----|-----|-------|--------|-------------|
| 1982 | 75 | 71 | | | 146 | CUT | |
| 1984 | 71 | 77 | | | 148 | CUT | |
| 1985 | 75 | 73 | | | 148 | CUT | |
| 1986 | 66 | 69 | 67 | 75 | 277 | T24 | \$5,810.00 |
| 1987 | 77 | | | | 77 | W/D | |
| 1989 | 65 | 67 | 69 | 76 | 277 | T34 | 4,942.85 |
| 1990 | 72 | 68 | | | 140 | CUT | |
| 1992 | 64 | 71 | 77 | 76 | 288 | T66 | 2,040.00 |
| 1993 | 75 | 88 | | | 163 | CUT | |
| | | | | | | Total | \$12,792.85 |

KNOX, RUSSELL (69.00)

| Year | 1st | 2nd | 3rd | 4th | Total | Finish | Money |
|------|-----|-----|-----|-----|-------|--------|----------------|
| 2012 | 70 | 73 | | | 143 | CUT | |
| 2013 | 69 | 67 | 69 | 69 | 274 | T13 | \$111,020.00 |
| 2014 | 66 | 72 | 70 | 71 | 279 | T61 | 13,206.00 |
| 2015 | 73 | | | | 73 | WD | |
| 2016 | 67 | 67 | 64 | 68 | 266 | 1 | 1,188,000.00 |
| | | | | | | Total | \$1,312,226.00 |

KNUDSON, GEORGE (70.13)

| Year | 1st | 2nd | 3rd | 4th | Total | Finish | Money |
|------|-----|-----|-----|-----|-------|--------|------------|
| 1970 | 73 | 69 | 73 | 75 | 290 | T70 | \$173.91 |
| 1972 | 70 | 69 | 70 | 69 | 278 | T18 | 1,351.88 |
| 1973 | 67 | 66 | 68 | 72 | 273 | T29 | 1,244.28 |
| 1975 | 70 | 71 | 72 | 68 | 281 | T45 | 540.00 |
| | | | | | | Total | \$3,310.07 |

KOCH, GARY (71.14)

| Year | 1st | 2nd | 3rd | 4th | Total | Finish | Money |
|------|-----|-----|-----|-----|-------|--------|------------|
| 1978 | 70 | 68 | 69 | 68 | 275 | T31 | \$1,191.00 |
| 1982 | 72 | 72 | | | 144 | CUT | |
| 1985 | 71 | 75 | | | 146 | CUT | |
| 1986 | 72 | 69 | 71 | 70 | 282 | T58 | 1,547.00 |
| 1987 | 75 | 74 | | | 149 | CUT | |
| | | | | | | Total | \$2,738.00 |

KOEPKA, BROOKS (68.38)

| Year | 1st | 2nd | 3rd | 4th | Total | Finish | Money |
|------|-----|-----|-----|-----|-------|--------|--------------|
| 2014 | 65 | 72 | 71 | 69 | 277 | T27 | \$14,591.00 |
| 2016 | 67 | 70 | 64 | 69 | 270 | T9 | 184,800.00 |
| | | | | | | Total | \$199,391.00 |

KOHLER, BEN (70.50)

| Year | 1st | 2nd | 3rd | 4th | Total | Finish | Money |
|------|-----|-----|-----|-----|-------|--------|-------|
| 2013 | 74 | 67 | | | 141 | CUT | |
| | | | | | | Total | |

KOKRAK, JASON (69.18)

| Year | 1st | 2nd | 3rd | 4th | Total | Finish | Money |
|------|-----|-----|-----|-----|-------|--------|-------------|
| 2012 | 74 | 66 | 72 | | 212 | T81 | \$10,560.00 |
| 2015 | 69 | 66 | 69 | 71 | 275 | T48 | 16,085.34 |
| 2016 | 70 | 66 | 73 | 65 | 274 | T34 | 34,815.00 |
| | | | | | | Total | \$61,460.34 |

KOLAKOWSKI, FRED (77.00)

| Year | 1st | 2nd | 3rd | 4th | Total | Finish | Money |
|------|-----|-----|-----|-----|-------|--------|-------|
| 1992 | 78 | 76 | | | 154 | CUT | |
| | | | | | | Total | |

KOLB, HAROLD (76.50)

| Year | 1st | 2nd | 3rd | 4th | Total | Finish | Money |
|------|-----|-----|-----|-----|-------|--------|-------|
| 1988 | 75 | 75 | | | 150 | CUT | |
| 1990 | 78 | 78 | | | 156 | CUT | |
| | | | | | | Total | |

INDIVIDUAL RESULTS

KORTAN, BRIAN (69.50)

| Year | 1st | 2nd | 3rd | 4th | Total | Finish | Money |
|------|-----|-----|-----|-----|-------|--------|-------------|
| 2004 | 70 | 71 | 69 | 68 | 278 | T44 | \$13,053.60 |
| | | | | | | Total | \$13,053.60 |

KRAFT, GREG (70.75)

| Year | 1st | 2nd | 3rd | 4th | Total | Finish | Money |
|------|-----|-----|-----|-----|-------|--------|-------------|
| 1992 | 74 | 77 | | | 151 | CUT | |
| 1993 | 72 | 67 | 72 | 72 | 283 | T38 | \$3,800.00 |
| 1994 | 66 | 71 | 73 | 76 | 286 | 63 | 2,568.00 |
| 1995 | 67 | 72 | 70 | 73 | 282 | T59 | 2,592.00 |
| 1996 | 70 | 71 | 72 | 74 | 287 | T61 | 3,195.00 |
| 1997 | 72 | 74 | | | 146 | CUT | |
| 1998 | 69 | 67 | 67 | 73 | 276 | T36 | 8,209.09 |
| 2000 | 66 | 70 | 71 | 68 | 275 | T44 | 8,960.00 |
| 2001 | 68 | 72 | 74 | 67 | 281 | T73 | 5,983.00 |
| 2002 | 76 | 76 | | | 152 | CUT | |
| 2006 | 68 | 72 | 69 | 72 | 281 | T53 | 10,090.67 |
| 2008 | 69 | 67 | 66 | 71 | 273 | T37 | 25,800.00 |
| 2010 | 72 | 68 | | | 140 | CUT | |
| | | | | | | Total | \$71,197.76 |

KRAFT, KELLY (74.00)

| Year | 1st | 2nd | 3rd | 4th | Total | Finish | Money |
|------|-----|-----|-----|-----|-------|--------|-------|
| 2012 | 79 | 73 | | | 152 | CUT | |
| 2016 | 74 | 70 | | | 144 | CUT | |
| | | | | | | Total | |

KRAK, MIKE (72.08)

| Year | 1st | 2nd | 3rd | 4th | Total | Finish | Money |
|------|-----|-----|-----|-----|-------|--------|-------|
| 1955 | | | | | 290 | T34 | |
| 1956 | 69 | 71 | 72 | 72 | 284 | T37 | |
| 1963 | 72 | 73 | 73 | 73 | 291 | T55 | |
| | | | | | | Total | |

KRATZERT, BILLY (70.27)

| Year | 1st | 2nd | 3rd | 4th | Total | Finish | Money |
|------|-----|-----|-----|-----|-------|--------|--------------|
| 1976 | 71 | 69 | 68 | 66 | 274 | T12 | \$4,060.00 |
| 1977 | 66 | 66 | 64 | 69 | 265 | 1 | 42,000.00 |
| 1978 | 66 | 67 | 69 | 66 | 268 | T2 | 16,240.00 |
| 1980 | 72 | 71 | | | 143 | CUT | |
| 1981 | 65 | 65 | 69 | 74 | 273 | T37 | 1,200.00 |
| 1982 | 70 | 72 | | | 142 | CUT | |
| 1983 | 71 | 72 | | | 143 | CUT | |
| 1984 | 70 | 68 | 64 | 71 | 273 | T3 | 23,200.00 |
| 1985 | 70 | 73 | | | 143 | CUT | |
| 1986 | 71 | 70 | 69 | 73 | 283 | T62 | 1,498.00 |
| 1987 | 74 | 77 | | | 151 | CUT | |
| 1988 | 67 | 72 | 73 | 68 | 280 | T51 | 1,657.60 |
| 1989 | 72 | 68 | 69 | 73 | 282 | T64 | 2,090.00 |
| 1990 | 71 | 71 | | | 142 | CUT | |
| 1991 | 78 | 76 | | | 154 | W/D | |
| 1993 | 71 | 67 | 73 | 70 | 281 | T26 | 7,550.00 |
| 1995 | 72 | 77 | | | 149 | CUT | |
| 1996 | 73 | 68 | 74 | 74 | 289 | T67 | 3,030.00 |
| | | | | | | Total | \$102,525.60 |

KRENKEL, CHARLIE (70.00)

| Year | 1st | 2nd | 3rd | 4th | Total | Finish | Money |
|------|-----|-----|-----|-----|-------|--------|----------|
| 1981 | 68 | 72 | | | 140 | CUT | |
| 1982 | 69 | 70 | 70 | 71 | 280 | T68 | \$609.00 |
| | | | | | | Total | \$609.00 |

KRESGE, CLIFF (69.87)

| Year | 1st | 2nd | 3rd | 4th | Total | Finish | Money |
|------|-----|-----|-----|-----|-------|--------|-------------|
| 2001 | 74 | 73 | | | 147 | CUT | |
| 2004 | 75 | 69 | | | 144 | CUT | |
| 2007 | 71 | 70 | 69 | 71 | 281 | T46 | \$15,810.00 |
| 2008 | 70 | 68 | | | 138 | CUT | |
| 2009 | 67 | 71 | | | 138 | CUT | |
| 2010 | 70 | 64 | 71 | 66 | 271 | T21 | \$60,000.00 |
| | | | | | | Total | \$75,810.00 |

KRIBEL, JOEL (73.00)

| Year | 1st | 2nd | 3rd | 4th | Total | Finish | Money |
|------|-----|-----|-----|-----|-------|--------|-------|
| 1999 | 70 | 71 | | | 141 | CUT | |
| 2004 | 77 | 74 | | | 151 | CUT | |
| | | | | | | Total | |

KRINGLE, ED (71.50)

| Year | 1st | 2nd | 3rd | 4th | Total | Finish | Money |
|------|-----|-----|-----|-----|-------|--------|-------|
| 1955 | 68 | 68 | | | 136 | W/D | |
| 1956 | 71 | 75 | 71 | 75 | 292 | 66 | |
| 1958 | 70 | 73 | 69 | 75 | 287 | T51 | |
| | | | | | | Total | |

KRINGLE, FRANK (74.00)

| Year | 1st | 2nd | 3rd | 4th | Total | Finish | Money |
|------|-----|-----|-----|-----|-------|--------|-------|
| 1952 | 75 | 74 | 71 | 71 | 291 | T42 | |
| 1953 | 76 | 74 | 77 | | 227 | W/D | |
| | | | | | | Total | |

INDIVIDUAL RESULTS

KROLL, TED (69.36)

| Year | 1st | 2nd | 3rd | 4th | Total | Finish | Money |
|------|-----|-----|-----|-----|-------|--------|-------------|
| 1952 | 69 | 70 | 67 | 67 | 273 | 1 | \$2,400.00 |
| 1953 | 69 | 69 | 71 | 68 | 277 | T12 | 380.00 |
| 1954 | 70 | 69 | 69 | 68 | 276 | T7 | 600.00 |
| 1955 | 68 | 73 | 72 | 72 | 285 | T21 | 220.00 |
| 1956 | 71 | 69 | 67 | 67 | 274 | 2 | 2,200.00 |
| 1958 | 67 | 72 | 66 | 69 | 274 | T8 | 900.00 |
| 1961 | 67 | 62 | 70 | 72 | 271 | 2 | 3,000.00 |
| 1962 | 71 | 68 | 72 | 69 | 280 | T15 | 740.00 |
| 1963 | 73 | 72 | 71 | 71 | 287 | T33 | 182.23 |
| | | | | | | Total | \$10,622.23 |

KRUEGER, GARY (72.33)

| Year | 1st | 2nd | 3rd | 4th | Total | Finish | Money |
|------|-----|-----|-----|-----|-------|--------|----------|
| 1984 | 72 | 72 | 74 | 73 | 291 | T73 | \$772.00 |
| 1987 | 70 | 73 | | | 143 | CUT | |
| | | | | | | Total | \$772.00 |

KUBOYA, KENICHI (70.50)

| Year | 1st | 2nd | 3rd | 4th | Total | Finish | Money |
|------|-----|-----|-----|-----|-------|--------|-------|
| 2003 | 71 | 70 | | | 141 | CUT | |
| | | | | | | Total | |

KUCHAR, MATT (69.64)

| Year | 1st | 2nd | 3rd | 4th | Total | Finish | Money |
|------|-----|-----|-----|-----|-------|--------|--------------|
| 1999 | 76 | 71 | | | 147 | CUT | |
| 2002 | 75 | 71 | | | 146 | CUT | |
| 2003 | 77 | 68 | | | 145 | CUT | |
| 2004 | 70 | 74 | | | 144 | CUT | |
| 2005 | 70 | 67 | 70 | 70 | 277 | T36 | \$19,815.83 |
| 2008 | 67 | 70 | 66 | 73 | 276 | T52 | 13,851.43 |
| 2012 | 67 | 68 | 66 | 68 | 269 | T8 | 174,000.00 |
| 2014 | 66 | 67 | 72 | 69 | 274 | T31 | 32,296.00 |
| 2016 | 69 | 67 | 71 | 65 | 272 | T17 | 83,490.00 |
| | | | | | | Total | \$323,453.26 |

KUEHNE, HANK (69.80)

| Year | 1st | 2nd | 3rd | 4th | Total | Finish | Money |
|------|-----|-----|-----|-----|-------|--------|-------------|
| 2003 | 72 | 67 | 75 | 69 | 283 | T63 | \$8,400.00 |
| 2004 | 68 | 65 | 71 | 70 | 274 | T13 | 69,825.00 |
| 2005 | 71 | 70 | | | 141 | CUT | |
| | | | | | | Total | \$78,225.00 |

KUFTA, WILLIAM (73.25)

| Year | 1st | 2nd | 3rd | 4th | Total | Finish | Money |
|------|-----|-----|-----|-----|-------|--------|-------|
| 1953 | 74 | 72 | 76 | 75 | 297 | T57 | |
| 1958 | 71 | 73 | 71 | 74 | 289 | T55 | |
| | | | | | | Total | |

KUNA, ED (74.75)

| Year | 1st | 2nd | 3rd | 4th | Total | Finish | Money |
|------|-----|-----|-----|-----|-------|--------|-------|
| 1963 | 72 | 74 | 75 | 78 | 299 | T73 | |
| | | | | | | Total | |

KUNES, JOE (69.50)

| Year | 1st | 2nd | 3rd | 4th | Total | Finish | Money |
|------|-----|-----|-----|-----|-------|--------|------------|
| 1977 | 71 | 68 | 69 | 70 | 278 | T39 | \$840.00 |
| 1978 | 72 | 67 | 72 | 67 | 278 | T46 | 559.43 |
| | | | | | | Total | \$1,399.43 |

KURAMOTO, MASSY (74.50)

| Year | 1st | 2nd | 3rd | 4th | Total | Finish | Money |
|------|-----|-----|-----|-----|-------|--------|-------|
| 1993 | 73 | 76 | | | 149 | CUT | |
| | | | | | | Total | |

LA CLAIR, HUSTON (70.88)

| Year | 1st | 2nd | 3rd | 4th | Total | Finish | Money |
|------|-----|-----|-----|-----|-------|--------|-------|
| 1958 | 70 | 75 | 69 | 71 | 285 | T44 | |
| 1964 | 70 | 68 | 72 | 72 | 282 | T42 | |
| | | | | | | Total | |

LA'CASSIE, BRONSON (72.00)

| Year | 1st | 2nd | 3rd | 4th | Total | Finish | Money |
|------|-----|-----|-----|-----|-------|--------|-------|
| 2014 | 73 | 71 | | | 144 | CUT | |
| | | | | | | Total | |

LABELLE II, DOUG (70.84)

| Year | 1st | 2nd | 3rd | 4th | Total | Finish | Money |
|------|-----|-----|-----|-----|-------|--------|-------------|
| 2007 | 68 | 73 | 71 | 68 | 280 | T43 | \$21,000.00 |
| 2008 | 70 | 73 | | | 143 | CUT | |
| 2013 | 73 | 75 | | | 148 | CUT | |
| 2014 | 65 | 71 | 72 | 71 | 279 | T61 | 13,206.00 |
| | | | | | | Total | \$34,206.00 |

LABUTIS, AL (73.64)

| Year | 1st | 2nd | 3rd | 4th | Total | Finish | Money |
|------|-----|-----|-----|-----|-------|--------|-------|
| 1952 | 73 | 76 | 75 | | 224 | W/D | |
| 1953 | 75 | 69 | 80 | | 224 | W/D | |
| 1955 | 73 | 73 | 70 | 74 | 290 | T39 | |
| 1957 | 71 | 75 | 70 | 77 | 293 | T54 | |
| | | | | | | Total | |

INDIVIDUAL RESULTS

LADEHOFF, GREG (73.13)

| Year | 1st | 2nd | 3rd | 4th | Total | Finish | Money |
|------|-----|-----|-----|-----|-------|--------|------------|
| 1986 | 80 | 72 | | | 152 | CUT | |
| 1989 | 72 | 75 | | | 147 | CUT | |
| 1991 | 68 | 70 | 72 | 76 | 286 | 70 | \$2,000.00 |
| | | | | | | Total | \$2,000.00 |

LAFRANCIS, BOB (74.53)

| Year | 1st | 2nd | 3rd | 4th | Total | Finish | Money |
|------|-----|-----|-----|-----|-------|--------|-------|
| 1955 | 74 | 81 | 81 | | 236 | W/D | |
| 1956 | 68 | 75 | 74 | 78 | 295 | T71 | |
| 1957 | 76 | 71 | 75 | 75 | 297 | T66 | |
| 1960 | 76 | 72 | 71 | 71 | 290 | T61 | |
| | | | | | | Total | |

LAIRD, MARTIN (68.63)

| Year | 1st | 2nd | 3rd | 4th | Total | Finish | Money |
|------|-----|-----|-----|-----|-------|--------|--------------|
| 2008 | 70 | 70 | | | 140 | CUT | |
| 2010 | 69 | 70 | | | 139 | CUT | |
| 2011 | 68 | 67 | 66 | 69 | 270 | T33 | \$33,960.00 |
| 2015 | 70 | 67 | 67 | 67 | 271 | T15 | 102,400.00 |
| 2016 | 68 | 69 | 68 | 73 | 278 | T62 | 14,190.00 |
| | | | | | | Total | \$150,550.00 |

LAMBO, JERRY (74.25)

| Year | 1st | 2nd | 3rd | 4th | Total | Finish | Money |
|------|-----|-----|-----|-----|-------|--------|-------|
| 1953 | 77 | 73 | 77 | 70 | 297 | T57 | |
| | | | | | | Total | |

LAMELY, DEREK (69.67)

| Year | 1st | 2nd | 3rd | 4th | Total | Finish | Money |
|------|-----|-----|-----|-----|-------|--------|-------------|
| 2010 | 71 | 72 | | | 143 | CUT | |
| 2012 | 68 | 71 | 68 | 68 | 275 | T37 | \$24,000.00 |
| | | | | | | Total | \$24,000.00 |

LAMONTAGNE, STEVE (72.75)

| Year | 1st | 2nd | 3rd | 4th | Total | Finish | Money |
|------|-----|-----|-----|-----|-------|--------|------------|
| 1990 | 74 | 69 | | | 143 | CUT | |
| 1992 | 75 | 66 | 73 | 78 | 292 | T77 | \$1,850.00 |
| 1993 | 68 | 70 | 77 | 74 | 289 | T68 | 2,000.00 |
| 1994 | 76 | 73 | | | 149 | CUT | |
| | | | | | | Total | \$3,850.00 |

LAMORE, TOM (74.50)

| Year | 1st | 2nd | 3rd | 4th | Total | Finish | Money |
|------|-----|-----|-----|-----|-------|--------|-------|
| 1984 | 73 | 76 | | | 149 | CUT | |
| | | | | | | Total | |

LANCASTER, NEAL (71.06)

| Year | 1st | 2nd | 3rd | 4th | Total | Finish | Money |
|------|-----|-----|-----|-----|-------|--------|-------------|
| 1990 | 71 | 71 | | | 142 | CUT | |
| 1991 | 71 | 70 | 71 | 69 | 281 | T52 | \$2,345.00 |
| 1992 | 72 | 72 | | | 144 | CUT | |
| 1993 | 72 | 75 | | | 147 | CUT | |
| 1995 | 73 | 70 | | | 143 | CUT | |
| 1996 | 67 | 72 | 72 | 72 | 283 | T37 | 6,300.00 |
| 1997 | 74 | 71 | | | 145 | CUT | |
| 1998 | 71 | 63 | 69 | 70 | 273 | T20 | 22,480.00 |
| 1999 | 75 | 71 | | | 146 | CUT | |
| 2000 | 72 | 73 | | | 145 | CUT | |
| 2001 | 69 | 69 | 74 | 73 | 285 | T80 | 5,549.00 |
| 2002 | 71 | 73 | | | 144 | CUT | |
| 2003 | 67 | 72 | 73 | 67 | 279 | T42 | 14,000.00 |
| 2004 | 74 | 69 | | | 143 | CUT | |
| 2005 | 71 | 69 | 70 | 73 | 283 | T66 | 8,858.00 |
| 2006 | 74 | 72 | | | 146 | CUT | |
| 2012 | 72 | 68 | 71 | | 211 | T76 | 11,040.00 |
| | | | | | | Total | \$70,572.00 |

LANDRUM, RALPH (72.13)

| Year | 1st | 2nd | 3rd | 4th | Total | Finish | Money |
|------|-----|-----|-----|-----|-------|--------|----------|
| 1983 | 68 | 72 | | | 140 | CUT | |
| 1984 | 72 | 72 | 74 | 75 | 293 | T76 | \$748.00 |
| 1985 | 74 | 70 | | | 144 | CUT | |
| | | | | | | Total | \$748.00 |

LANDRY, ANDREW (70.50)

| Year | 1st | 2nd | 3rd | 4th | Total | Finish | Money |
|------|-----|-----|-----|-----|-------|--------|-------|
| 2016 | 70 | 71 | | | 141 | CUT | |
| | | | | | | Total | |

LANG, KEN (74.63)

| Year | 1st | 2nd | 3rd | 4th | Total | Finish | Money |
|------|-----|-----|-----|-----|-------|--------|-------|
| 1953 | 69 | 76 | 71 | 78 | 294 | 56 | |
| 1955 | 70 | 75 | 80 | 78 | 303 | T69 | |
| | | | | | | Total | |

LANGER, BERNHARD (69.33)

| Year | 1st | 2nd | 3rd | 4th | Total | Finish | Money |
|------|-----|-----|-----|-----|-------|--------|-------------|
| 1987 | 65 | 65 | 72 | 72 | 274 | T8 | \$20,300.00 |
| 1988 | 72 | 70 | | | 142 | CUT | |
| | | | | | | Total | \$20,300.00 |

INDIVIDUAL RESULTS

LANGERT, ED (71.50)

| Year | 1st | 2nd | 3rd | 4th | Total | Finish | Money |
|------|-----|-----|-----|-----|-------|--------------|-------|
| 1960 | 74 | 71 | 70 | 71 | 286 | T45 Total | |

LANGHAM, FRANKLIN (70.75)

| Year | 1st | 2nd | 3rd | 4th | Total | Finish | Money |
|------|-----|-----|-----|-----|-------|--------------|-------------------------|
| 1996 | 70 | 75 | | | 145 | CUT | |
| 1998 | 74 | 71 | | | 145 | CUT | |
| 1999 | 71 | 68 | 67 | 67 | 273 | T26 | \$17,375.00 |
| 2001 | 70 | 67 | 78 | 71 | 286 | T82 | 5,425.00 |
| 2005 | 65 | 70 | 75 | 73 | 283 | T66 Total | 8,858.00 \$31,658.00 |

LANGLEY, JIM (71.25)

| Year | 1st | 2nd | 3rd | 4th | Total | Finish | Money |
|------|-----|-----|-----|-----|-------|--------------|----------------------|
| 1968 | 71 | 68 | 71 | 75 | 285 | T43 Total | \$171.66 \$171.66 |

LANGLEY, SCOTT (68.40)

| Year | 1st | 2nd | 3rd | 4th | Total | Finish | Money |
|------|-----|-----|-----|-----|-------|--------------|---------------------------|
| 2013 | 70 | 71 | | | 141 | CUT | |
| 2014 | 64 | 65 | 70 | 71 | 270 | T11 | \$123,114.00 |
| 2015 | 65 | 68 | 73 | 67 | 273 | T25 Total | 41,234.28 \$164,348.28 |

LANKFORD, JEFFREY (76.00)

| Year | 1st | 2nd | 3rd | 4th | Total | Finish | Money |
|------|-----|-----|-----|-----|-------|--------------|-------|
| 1988 | 77 | 75 | | | 152 | CUT Total | |

LARDON, BRAD (73.20)

| Year | 1st | 2nd | 3rd | 4th | Total | Finish | Money |
|------|-----|-----|-----|-----|-------|--------------|------------|
| 1991 | 73 | 71 | | | 144 | CUT | |
| 1994 | 72 | 69 | 71 | 78 | 290 | 69 | \$2,424.00 |
| 2002 | 77 | 76 | | | 153 | CUT | |
| 2004 | 75 | 70 | | | 145 | CUT Total | |

LARRAIN, CARLOS (75.00)

| Year | 1st | 2nd | 3rd | 4th | Total | Finish | Money |
|------|-----|-----|-----|-----|-------|--------------|-------|
| 2002 | 74 | 76 | | | 150 | CUT Total | |

LARSEINGUE, WILFRED (72.75)

| Year | 1st | 2nd | 3rd | 4th | Total | Finish | Money |
|------|-----|-----|-----|-----|-------|--------------|-------|
| 1959 | 70 | 72 | 73 | 76 | 291 | T56 Total | |

LASHER, CHUCK (79.00)

| Year | 1st | 2nd | 3rd | 4th | Total | Finish | Money |
|------|-----|-----|-----|-----|-------|--------------|-------|
| 1984 | 79 | 83 | | | 162 | CUT | |
| 1988 | 77 | 77 | | | 154 | CUT Total | |

LAUDIEN, MIKE (77.00)

| Year | 1st | 2nd | 3rd | 4th | Total | Finish | Money |
|------|-----|-----|-----|-----|-------|--------------|-------|
| 1992 | 74 | 82 | | | 156 | CUT | |
| 1998 | 74 | 76 | | | 150 | CUT | |
| 2002 | 76 | 74 | | | 150 | CUT | |
| 2006 | 77 | 83 | | | 160 | CUT Total | |

LAWRENCE, PALMER (72.00)

| Year | 1st | 2nd | 3rd | 4th | Total | Finish | Money |
|------|-----|-----|-----|-----|-------|--------------|-------|
| 1954 | 72 | 70 | 73 | 73 | 288 | T46 Total | |

LAYCOCK, SCOTT (70.50)

| Year | 1st | 2nd | 3rd | 4th | Total | Finish | Money |
|------|-----|-----|-----|-----|-------|--------------|-------|
| 2003 | 72 | 69 | | | 141 | CUT Total | |

LEANEY, STEPHEN (72.50)

| Year | 1st | 2nd | 3rd | 4th | Total | Finish | Money |
|------|-----|-----|-----|-----|-------|--------------|-------|
| 2006 | 73 | 70 | | | 143 | CUT | |
| 2007 | 72 | 75 | | | 147 | CUT | |
| 2008 | 72 | 71 | | | 143 | CUT | |
| 2009 | 72 | 75 | | | 147 | CUT Total | |

LEE, DANNY (70.36)

| Year | 1st | 2nd | 3rd | 4th | Total | Finish | Money |
|------|-----|-----|-----|-----|-------|--------------|--------------------------|
| 2009 | 74 | 74 | | | 148 | CUT | |
| 2012 | 69 | 70 | 73 | | 212 | T81 | \$10,560.00 |
| 2014 | 72 | 69 | | | 141 | CUT | |
| 2015 | 66 | 67 | 69 | 71 | 273 | T25 Total | 41,234.28 \$51,794.29 |

LEE, D.H. (70.00)

| Year | 1st | 2nd | 3rd | 4th | Total | Finish | Money |
|------|-----|-----|-----|-----|-------|--------------|-------------|
| 2013 | 72 | 68 | 70 | 69 | 279 | T51 | \$14,500.00 |
| 2016 | 73 | 68 | | | 141 | CUT Total | |

INDIVIDUAL RESULTS

LEE, LUCAS (68.75)

| Year | 1st | 2nd | 3rd | 4th | Total | Finish | Money |
|------|-----|-----|-----|-----|-------|--------|-------------|
| 2016 | 68 | 69 | 72 | 66 | 275 | T38 | \$25,740.00 |
| | | | | | | Total | \$25,740.00 |

LEE, RICHARD H. (69.25)

| Year | 1st | 2nd | 3rd | 4th | Total | Finish | Money |
|------|-----|-----|-----|-----|-------|--------|-------------|
| 2013 | 66 | 71 | 66 | 74 | 277 | T30 | \$32,584.00 |
| | | | | | | Total | \$32,584.00 |

LEE, STAN (70.10)

| Year | 1st | 2nd | 3rd | 4th | Total | Finish | Money |
|------|-----|-----|-----|-----|-------|--------|------------|
| 1976 | 72 | 69 | 72 | 74 | 287 | T63 | \$357.00 |
| 1977 | 69 | 70 | 71 | 70 | 280 | T54 | 462.00 |
| 1978 | 68 | 67 | 66 | 71 | 272 | T9 | 4,357.50 |
| 1979 | 68 | 72 | 70 | 72 | 282 | T55 | 684.00 |
| 1980 | 70 | 68 | 72 | 71 | 281 | T57 | 663.00 |
| | | | | | | Total | \$6,523.50 |

LEFFINGWELL, FRED (70.50)

| Year | 1st | 2nd | 3rd | 4th | Total | Finish | Money |
|------|-----|-----|-----|-----|-------|--------|----------|
| 1962 | 69 | 71 | 72 | 70 | 282 | T21 | \$450.00 |
| | | | | | | Total | \$450.00 |

LEGGATT, IAN (70.67)

| Year | 1st | 2nd | 3rd | 4th | Total | Finish | Money |
|------|-----|-----|-----|-----|-------|--------|------------|
| 2001 | 67 | 73 | 71 | 69 | 280 | T67 | \$6,231.00 |
| 2006 | 69 | 75 | | | 144 | CUT | |
| | | | | | | Total | \$6,231.00 |

LEGRANGE, COBIE (71.67)

| Year | 1st | 2nd | 3rd | 4th | Total | Finish | Money |
|------|-----|-----|-----|-----|-------|--------|----------|
| 1965 | 73 | 70 | 72 | 70 | 285 | T55 | |
| 1967 | 69 | 72 | 71 | 70 | 282 | T37 | \$512.50 |
| 1968 | 70 | 72 | 77 | 74 | 293 | 68 | |
| | | | | | | Total | \$512.50 |

LEHMANN, TED (75.50)

| Year | 1st | 2nd | 3rd | 4th | Total | Finish | Money |
|------|-----|-----|-----|-----|-------|--------|-------|
| 1987 | 78 | 73 | | | 151 | CUT | |
| | | | | | | Total | |

LEHMAN, TOM (71.07)

| Year | 1st | 2nd | 3rd | 4th | Total | Finish | Money |
|------|-----|-----|-----|-----|-------|--------|--------------|
| 1983 | 75 | 69 | | | 144 | CUT | |
| 1984 | 75 | 75 | | | 150 | CUT | |
| 1985 | 73 | 72 | | | 145 | CUT | |
| 1992 | 74 | | | | 74 | W/D | |
| 1999 | 67 | 69 | 71 | 74 | 281 | T62 | \$5,275.00 |
| 2007 | 67 | 68 | 70 | 67 | 272 | T6 | 201,000.00 |
| | | | | | | Total | \$206,275.00 |

LEIDER, CHARLES (72.25)

| Year | 1st | 2nd | 3rd | 4th | Total | Finish | Money |
|------|-----|-----|-----|-----|-------|--------|-------|
| 1960 | 74 | 68 | 73 | 74 | 289 | T58 | |
| | | | | | | Total | |

LEISHMAN, MARC (68.21)

| Year | 1st | 2nd | 3rd | 4th | Total | Finish | Money |
|------|-----|-----|-----|-----|-------|--------|----------------|
| 2009 | 71 | 66 | 72 | 71 | 280 | T70 | \$11,940.00 |
| 2012 | 68 | 66 | 70 | 62 | 266 | 1 | 1,080,000.00 |
| 2013 | 66 | 70 | 68 | 73 | 277 | T30 | 32,584.16 |
| 2014 | 70 | 68 | 65 | 67 | 270 | T11 | 123,114.29 |
| 2015 | 70 | 67 | 68 | 69 | 274 | T39 | 23,680.00 |
| 2016 | 65 | 68 | 71 | 66 | 270 | T9 | 184,800.00 |
| | | | | | | Total | \$1,456,118.45 |

LEMA, TONY (70.88)

| Year | 1st | 2nd | 3rd | 4th | Total | Finish | Money |
|------|-----|-----|-----|-----|-------|--------|----------|
| 1958 | 70 | 74 | 68 | 68 | 280 | T26 | \$168.00 |
| 1960 | 69 | 74 | 69 | 76 | 288 | T55 | |
| 1961 | 71 | 69 | 68 | 73 | 281 | T30 | 106.25 |
| 1963 | 69 | 69 | 72 | 75 | 285 | T21 | 532.00 |
| | | | | | | Total | \$806.25 |

LENCZYK, TED (72.96)

| Year | 1st | 2nd | 3rd | 4th | Total | Finish | Money |
|------|-----|-----|-----|-----|-------|--------|-------|
| 1954 | 72 | 75 | 73 | 75 | 295 | T64 | |
| 1955 | 76 | 71 | 74 | 71 | 292 | T48 | |
| 1956 | 71 | 76 | 69 | 71 | 287 | T48 | |
| 1957 | 73 | 72 | 75 | 73 | 293 | T54 | |
| 1958 | 67 | 74 | 79 | 76 | 296 | 66 | |
| 1959 | 73 | 73 | 70 | 72 | 288 | T42 | |
| | | | | | | Total | |

LENNON, BOB (78.00)

| Year | 1st | 2nd | 3rd | 4th | Total | Finish | Money |
|------|-----|-----|-----|-----|-------|--------|-------|
| 1983 | 79 | 77 | | | 156 | CUT | |
| | | | | | | Total | |

LEONARD, JEFF (73.50)

| Year | 1st | 2nd | 3rd | 4th | Total | Finish | Money |
|------|-----|-----|-----|-----|-------|--------|-------|
| 1995 | 72 | 75 | | | 147 | CUT | |
| | | | | | | Total | |

INDIVIDUAL RESULTS

LEONARD, JUSTIN (69.32)

| Year | 1st | 2nd | 3rd | 4th | Total | Finish | Money |
|------|-----|-----|-----|-----|-------|--------|--------------|
| 1994 | 71 | 75 | | | 146 | CUT | |
| 1995 | 72 | 70 | | | 142 | CUT | |
| 1998 | 70 | 68 | 66 | 71 | 275 | T31 | \$11,860.00 |
| 1999 | 64 | 67 | 68 | 67 | 266 | T3 | 130,000.00 |
| 2000 | 73 | 67 | | | 140 | CUT | |
| 2006 | 67 | 69 | 69 | 71 | 276 | T21 | 39,160.00 |
| 2009 | 69 | 66 | 68 | 69 | 272 | T34 | 28,400.00 |
| 2011 | 70 | 69 | | | 139 | CUT | |
| 2012 | 74 | 68 | | | 142 | CUT | |
| 2016 | 69 | 74 | | | 143 | CUT | |
| | | | | | | Total | \$209,420.00 |

LES, WALLY (75.00)

| Year | 1st | 2nd | 3rd | 4th | Total | Finish | Money |
|------|-----|-----|-----|-----|-------|--------|-------|
| 1990 | 76 | 74 | | | 150 | CUT | |
| | | | | | Total | | |

LESHER, GREG (73.00)

| Year | 1st | 2nd | 3rd | 4th | Total | Finish | Money |
|------|-----|-----|-----|-----|-------|--------|------------|
| 1992 | 68 | 68 | 74 | 73 | 283 | T36 | \$4,608.33 |
| 1993 | 75 | 77 | | | 152 | CUT | |
| 1996 | 74 | 75 | | | 149 | CUT | |
| | | | | | | Total | \$4,608.33 |

LESLIE, PERRY (70.00)

| Year | 1st | 2nd | 3rd | 4th | Total | Finish | Money |
|------|-----|-----|-----|-----|-------|--------|------------|
| 1975 | 70 | 72 | 72 | 69 | 283 | 58 | \$420.00 |
| 1977 | 70 | 70 | 67 | 70 | 277 | T31 | 1,165.50 |
| | | | | | | Total | \$1,585.50 |

LETZIG, MICHAEL (68.36)

| Year | 1st | 2nd | 3rd | 4th | Total | Finish | Money |
|------|-----|-----|-----|-----|-------|--------|--------------|
| 2008 | 68 | 68 | 63 | 69 | 268 | T10 | \$150,000.00 |
| 2009 | 70 | 66 | 65 | 69 | 270 | T23 | 57,600.00 |
| 2010 | 68 | 69 | 65 | 70 | 272 | T27 | 40,800.00 |
| 2013 | 76 | 71 | | | 147 | CUT | |
| | | | | | | Total | \$248,400.00 |

LEVENSON, GAVAN (69.33)

| Year | 1st | 2nd | 3rd | 4th | Total | Finish | Money |
|------|-----|-----|-----|-----|-------|--------|-------------|
| 1981 | 72 | 72 | | | 144 | CUT | |
| 1982 | 66 | 64 | 69 | 67 | 266 | T4 | \$11,310.00 |
| 1983 | 70 | 66 | 70 | 69 | 275 | T17 | 4,060.00 |
| 1984 | 73 | 74 | | | 147 | CUT | |
| | | | | | | Total | \$15,370.00 |

LEVI, WAYNE (69.35)

| Year | 1st | 2nd | 3rd | 4th | Total | Finish | Money |
|------|-----|-----|-----|-----|-------|--------|--------------|
| 1977 | 70 | 68 | 73 | 69 | 280 | T54 | \$462.00 |
| 1979 | 70 | 72 | | | 142 | T69 | 579.00 |
| 1980 | 67 | 69 | 67 | 73 | 276 | T30 | 1,863.00 |
| 1981 | 69 | 66 | 69 | 67 | 271 | T23 | 2,595.00 |
| 1983 | 69 | 70 | 68 | 67 | 274 | T13 | 5,625.00 |
| 1985 | 68 | 70 | 73 | 66 | 277 | T26 | 4,620.00 |
| 1986 | 70 | 69 | 72 | 69 | 280 | T43 | 2,045.40 |
| 1987 | 64 | 68 | 68 | 70 | 270 | T2 | 61,600.00 |
| 1988 | 67 | 67 | 74 | 68 | 276 | T28 | 4,865.00 |
| 1989 | 69 | 68 | 64 | 67 | 268 | 2 | 108,000.00 |
| 1990 | 67 | 66 | 67 | 67 | 267 | 1 | 180,000.00 |
| 1991 | 72 | 70 | | | 142 | CUT | |
| 1992 | 81 | | | | 81 | W/D | |
| 1993 | 72 | 74 | | | 146 | CUT | |
| 1994 | 68 | 66 | 71 | 68 | 273 | T7 | 38,700.00 |
| 1995 | 72 | 70 | | | 142 | CUT | |
| 1996 | 69 | 69 | 72 | 70 | 280 | T18 | 18,257.14 |
| 1997 | 64 | 65 | 70 | 73 | 272 | T6 | 50,250.00 |
| 1999 | 67 | 74 | | | 141 | CUT | |
| 2000 | 68 | 71 | 75 | 70 | 284 | T81 | 4,956.00 |
| 2001 | 72 | 71 | | | 143 | CUT | |
| | | | | | | Total | \$484,417.54 |

LEVIN, DON (70.17)

| Year | 1st | 2nd | 3rd | 4th | Total | Finish | Money |
|------|-----|-----|-----|-----|-------|--------|----------|
| 1981 | 71 | 65 | 72 | 72 | 280 | T74 | \$561.00 |
| 1982 | 71 | 70 | | | 141 | CUT | |
| | | | | | | Total | \$561.00 |

LEVIN, SPENCER (68.58)

| Year | 1st | 2nd | 3rd | 4th | Total | Finish | Money |
|------|-----|-----|-----|-----|-------|--------|--------------|
| 2005 | 68 | 68 | 69 | 69 | 274 | T20 | \$48,332.00 |
| 2009 | 64 | 69 | 67 | 72 | 272 | T34 | \$28,400.00 |
| 2010 | 71 | 68 | | | 139 | CUT | |
| 2011 | 67 | 68 | 66 | 70 | 271 | T38 | \$27,000 |
| 2014 | 71 | 73 | | | 144 | CUT | |
| 2015 | 68 | 68 | 67 | 72 | 275 | T48 | 16,085.34 |
| 2016 | 69 | 67 | 68 | 67 | 271 | T11 | 135,300.00 |
| | | | | | | Total | \$255,117.34 |

LEVINSON, JOHN (73.50)

| Year | 1st | 2nd | 3rd | 4th | Total | Finish | Money |
|------|-----|-----|-----|-----|-------|--------|-------|
| 1958 | 71 | 74 | 74 | 74 | 293 | T64 | |
| 1959 | 75 | 73 | 75 | 72 | 295 | T68 | |
| | | | | | | Total | |

INDIVIDUAL RESULTS

LEWIS, JR., BOB (70.13)

| Year | 1st | 2nd | 3rd | 4th | Total | Finish | Money |
|------|-----|-----|-----|-----|-------|--------|------------|
| 1971 | 70 | 68 | 69 | 70 | 277 | T25 | \$830.00 |
| 1972 | 70 | 70 | 73 | 71 | 284 | T52 | 217.40 |
| | | | | | | Total | \$1,047.40 |

LEWIS, J.L. (70.14)

| Year | 1st | 2nd | 3rd | 4th | Total | Finish | Money |
|------|-----|-----|-----|-----|-------|--------|-------------|
| 1989 | 75 | 73 | | | 148 | CUT | |
| 1995 | 78 | 67 | | | 145 | CUT | |
| 1998 | 69 | 67 | 69 | 71 | 276 | T36 | \$8,209.09 |
| 2000 | 65 | 72 | 69 | 69 | 275 | T44 | 8,960.00 |
| 2001 | 70 | 70 | 69 | 68 | 277 | T50 | 7,477.20 |
| 2002 | 71 | 71 | | | 142 | CUT | |
| 2003 | 71 | 73 | | | 144 | CUT | |
| 2004 | 71 | 70 | 67 | 69 | 277 | T32 | 20,440.00 |
| 2005 | 64 | 74 | 73 | 69 | 280 | T54 | 9,718.00 |
| | | | | | | Total | \$54,804.29 |

LEWIS, JEFF (71.50)

| Year | 1st | 2nd | 3rd | 4th | Total | Finish | Money |
|------|-----|-----|-----|-----|-------|--------|-------|
| 1986 | 72 | 71 | | | 143 | CUT | |
| | | | | | | Total | |

LIAO, K.C. (76.50)

| Year | 1st | 2nd | 3rd | 4th | Total | Finish | Money |
|------|-----|-----|-----|-----|-------|--------|-------|
| 1984 | 72 | 81 | | | 153 | CUT | |
| | | | | | | Total | |

LICHARDUS, BABE (71.75)

| Year | 1st | 2nd | 3rd | 4th | Total | Finish | Money |
|------|-----|-----|-----|-----|-------|--------|----------|
| 1963 | 70 | 72 | 70 | 75 | 287 | T33 | \$182.22 |
| | | | | | | Total | \$182.22 |

LICKLITER II, FRANK (69.63)

| Year | 1st | 2nd | 3rd | 4th | Total | Finish | Money |
|------|-----|-----|-----|-----|-------|--------|--------------|
| 1996 | 73 | 70 | 68 | 76 | 287 | T61 | \$3,195.00 |
| 1997 | 69 | 71 | 70 | 69 | 279 | T40 | 4,790.77 |
| 1998 | 69 | 69 | 74 | 69 | 281 | T70 | 4,020.00 |
| 1999 | 65 | 70 | 67 | 69 | 271 | T17 | 37,500.00 |
| 2000 | 67 | 68 | 72 | 72 | 279 | T66 | 5,656.00 |
| 2001 | 65 | 69 | 68 | 67 | 269 | T7 | 83,921.43 |
| 2002 | 68 | 72 | 67 | 73 | 280 | T54 | 9,000.00 |
| 2003 | 71 | 67 | 69 | 68 | 275 | T21 | 41,600.00 |
| 2004 | 73 | 68 | 67 | 67 | 275 | T21 | 42,000.00 |
| 2005 | 68 | 70 | 68 | 68 | 274 | T20 | 48,332.00 |
| 2006 | 68 | 68 | 73 | 68 | 277 | T31 | 23,906.67 |
| 2007 | 69 | 71 | 75 | 68 | 283 | T61 | 12,900.00 |
| 2008 | 67 | 71 | | | 138 | CUT | |
| 2009 | 67 | 77 | | | 144 | CUT | |
| 2013 | 75 | 73 | | | 148 | CUT | |
| | | | | | | Total | \$316,821.87 |

LIEBLER, STEVEN (72.00)

| Year | 1st | 2nd | 3rd | 4th | Total | Finish | Money |
|------|-----|-----|-----|-----|-------|--------|------------|
| 1982 | 67 | 69 | 73 | 70 | 279 | T64 | \$627.00 |
| 1983 | 70 | 68 | 76 | 76 | 290 | 70 | 600.00 |
| 1984 | 77 | 74 | | | 151 | CUT | |
| | | | | | | Total | \$1,227.00 |

LIETZKE, BRUCE (71.33)

| Year | 1st | 2nd | 3rd | 4th | Total | Finish | Money |
|------|-----|-----|-----|-----|-------|--------|------------|
| 1975 | 74 | 78 | | | 152 | CUT | |
| 1977 | 69 | 72 | 71 | 64 | 276 | T25 | \$1,585.50 |
| | | | | | | Total | \$1,585.50 |

LILE, CRAIG (72.50)

| Year | 1st | 2nd | 3rd | 4th | Total | Finish | Money |
|------|-----|-----|-----|-----|-------|--------|-------|
| 2007 | 68 | 77 | | | 145 | CUT | |
| | | | | | | Total | |

LIND, DAVID (70.50)

| Year | 1st | 2nd | 3rd | 4th | Total | Finish | Money |
|------|-----|-----|-----|-----|-------|--------|----------|
| 1977 | 69 | 71 | 74 | 68 | 282 | T64 | \$351.84 |
| | | | | | | Total | \$351.84 |

LINDSEY, PAT (70.40)

| Year | 1st | 2nd | 3rd | 4th | Total | Finish | Money |
|------|-----|-----|-----|-----|-------|--------|----------|
| 1981 | 69 | 71 | | | 140 | CUT | |
| 1982 | 66 | 68 | 71 | 70 | 275 | T47 | \$770.57 |
| 1985 | 70 | 73 | | | 143 | CUT | |
| 1986 | 72 | 74 | | | 146 | CUT | |
| | | | | | | Total | \$770.57 |

LINGMERTH, DAVID (69.83)

| Year | 1st | 2nd | 3rd | 4th | Total | Finish | Money |
|------|-----|-----|-----|-----|-------|--------|-------------|
| 2014 | 70 | 71 | | | 141 | CUT | |
| 2015 | 68 | 68 | 72 | 70 | 278 | T64 | \$13,440.00 |
| | | | | | | Total | \$13,440.00 |

LINK IV, WILLIAM (74.00)

| Year | 1st | 2nd | 3rd | 4th | Total | Finish | Money |
|------|-----|-----|-----|-----|-------|--------|-------|
| 2001 | 74 | 74 | | | 148 | CUT | |
| | | | | | | Total | |

INDIVIDUAL RESULTS

LIST, LUKE (71.07)

| Year | 1st | 2nd | 3rd | 4th | Total | Finish | Money |
|------|-----|-----|-----|-----|-------|--------|-------------|
| 2007 | 72 | 75 | | | 147 | CUT | |
| 2008 | 68 | 74 | | | 142 | CUT | |
| 2009 | 66 | 69 | 70 | 72 | 277 | T63 | \$12,600.00 |
| 2010 | 68 | 71 | | | 139 | CUT | |
| 2013 | 74 | 73 | | | 147 | CUT | |
| 2016 | 73 | 70 | | | 143 | CUT | |
| | | | | | Total | | \$12,600.00 |

LISTER, JOHN (71.13)

| Year | 1st | 2nd | 3rd | 4th | Total | Finish | Money |
|------|-----|-----|-----|-----|-------|--------|----------|
| 1971 | 70 | 71 | 70 | 77 | 288 | T82 | \$115.79 |
| 1974 | 68 | 69 | 76 | 68 | 281 | T47 | 526.00 |
| | | | | | Total | | \$641.79 |

LITTLE, LAWSON (71.33)

| Year | 1st | 2nd | 3rd | 4th | Total | Finish | Money |
|------|-----|-----|-----|-----|-------|--------|------------|
| 1952 | 68 | 72 | 68 | 69 | 277 | T2 | \$1,466.66 |
| 1953 | 72 | 71 | 67 | 70 | 280 | T16 | 225.00 |
| 1954 | 73 | 74 | 72 | 80 | 299 | 67 | |
| | | | | | Total | | \$1,691.66 |

LITTLER, GENE (69.28)

| Year | 1st | 2nd | 3rd | 4th | Total | Finish | Money |
|------|-----|-----|-----|-----|-------|--------|-------------|
| 1954 | 70 | 69 | 67 | 70 | 276 | T7 | |
| 1955 | 69 | 69 | 72 | 70 | 280 | T6 | \$950.00 |
| 1956 | 68 | 69 | 69 | 69 | 275 | T3 | 1,116.66 |
| 1958 | 67 | 69 | 69 | 69 | 274 | T8 | 900.00 |
| 1959 | 64 | 66 | 72 | 70 | 272 | 1 | 3,500.00 |
| 1960 | 69 | 70 | 67 | 74 | 280 | T16 | 550.00 |
| 1961 | 70 | 68 | 67 | 70 | 275 | T7 | 1,250.00 |
| 1962 | 68 | 66 | 71 | 68 | 273 | T5 | 1,600.00 |
| 1965 | 70 | 71 | 70 | 69 | 280 | T21 | 777.78 |
| 1966 | 68 | 68 | 70 | 69 | 275 | T16 | 1,550.00 |
| 1967 | 70 | 69 | 69 | 72 | 280 | T28 | 737.50 |
| 1974 | 70 | 67 | 72 | 67 | 276 | T11 | 3,466.67 |
| 1976 | 71 | 67 | 73 | 70 | 281 | T41 | 695.33 |
| 1978 | 70 | 68 | 71 | 70 | 279 | T53 | 467.34 |
| 1979 | 70 | 72 | | | 142 | T69 | 579.00 |
| | | | | | Total | | \$18,140.28 |

LOAR, EDWARD (72.50)

| Year | 1st | 2nd | 3rd | 4th | Total | Finish | Money |
|------|-----|-----|-----|-----|-------|--------|-------|
| 2012 | 73 | 73 | | | 146 | CUT | |
| 2014 | 74 | 70 | | | 144 | CUT | |
| | | | | | Total | | |

LOEFFLER, BILL (70.13)

| Year | 1st | 2nd | 3rd | 4th | Total | Finish | Money |
|------|-----|-----|-----|-----|-------|--------|------------|
| 1980 | 71 | 69 | 69 | 69 | 278 | T39 | \$1,170.00 |
| 1981 | 72 | 67 | 69 | 75 | 283 | T88 | 486.00 |
| | | | | | Total | | \$1,656.00 |

LOHR, BOB (69.73)

| Year | 1st | 2nd | 3rd | 4th | Total | Finish | Money |
|------|-----|-----|-----|-----|-------|--------|-------------|
| 1985 | 68 | 70 | 70 | 71 | 279 | T37 | \$2,580.00 |
| 1986 | 73 | 71 | | | 144 | CUT | |
| 1987 | 68 | 68 | 67 | 71 | 274 | T8 | 20,300.00 |
| 1988 | 67 | 71 | 69 | 67 | 274 | T14 | 11,900.00 |
| 1989 | 68 | 71 | 71 | 71 | 281 | T60 | 2,170.00 |
| 1990 | 70 | 68 | 68 | 64 | 270 | T6 | 32,375.00 |
| 1992 | 72 | 73 | | | 145 | CUT | |
| 1993 | 67 | 73 | 70 | 71 | 281 | T26 | 7,550.00 |
| 1998 | 75 | 69 | | | 144 | CUT | |
| | | | | | Total | | \$76,875.00 |

LOMELI, RALPH (71.38)

| Year | 1st | 2nd | 3rd | 4th | Total | Finish | Money |
|------|-----|-----|-----|-----|-------|--------|---------|
| 1952 | 74 | 71 | 72 | 71 | 288 | T34 | |
| 1953 | 73 | 67 | 69 | 74 | 283 | T31 | \$52.50 |
| | | | | | Total | | \$52.50 |

LONARD, PETER (68.85)

| Year | 1st | 2nd | 3rd | 4th | Total | Finish | Money |
|------|-----|-----|-----|-----|-------|--------|--------------|
| 2002 | 66 | 68 | 70 | 71 | 275 | T20 | \$41,714.28 |
| 2004 | 72 | 72 | | | 144 | CUT | |
| 2005 | 68 | 71 | 68 | 68 | 275 | T25 | 32,823.33 |
| 2006 | 65 | 68 | 70 | 71 | 274 | T9 | 101,828.57 |
| 2007 | 68 | 69 | 73 | 67 | 277 | T29 | 29,900.00 |
| 2008 | 66 | 70 | 70 | 67 | 273 | T37 | 25,800.00 |
| 2009 | 67 | 70 | 66 | 69 | 203 | T34 | 28,400.00 |
| | | | | | Total | | \$260,466.18 |

LONG, MICHAEL (69.75)

| Year | 1st | 2nd | 3rd | 4th | Total | Finish | Money |
|------|-----|-----|-----|-----|-------|--------|-------------|
| 2005 | 71 | 68 | 68 | 72 | 279 | T51 | \$10,348.67 |
| | | | | | Total | | \$10,348.67 |

LONG, MIKE (72.50)

| Year | 1st | 2nd | 3rd | 4th | Total | Finish | Money |
|------|-----|-----|-----|-----|-------|--------|-------|
| 1975 | 68 | 73 | 75 | 74 | 290 | 75 | |
| | | | | | Total | | |

INDIVIDUAL RESULTS

LOPEZ, JOE (71.00)

| Year | 1st | 2nd | 3rd | 4th | Total | Finish | Money |
|------|-----|-----|-----|-----|-------|--------|----------|
| 1962 | 69 | 73 | 69 | 73 | 284 | T33 | \$190.00 |
| | | | | | | Total | \$190.00 |

LOTT, LYN (69.87)

| Year | 1st | 2nd | 3rd | 4th | Total | Finish | Money |
|------|-----|-----|-----|-----|-------|--------|------------|
| 1974 | 70 | 71 | 73 | 69 | 283 | T57 | \$400.00 |
| 1976 | 69 | 72 | 68 | 70 | 279 | T26 | 1,491.00 |
| 1978 | 71 | 69 | 75 | | 215 | W/D | |
| 1980 | 68 | 71 | 70 | 70 | 279 | T46 | 790.50 |
| 1981 | 67 | 65 | 72 | 66 | 270 | T15 | 4,357.50 |
| 1982 | 67 | 70 | 75 | 69 | 281 | T70 | 588.00 |
| | | | | | | Total | \$7,627.00 |

LOTZ, DICK (70.33)

| Year | 1st | 2nd | 3rd | 4th | Total | Finish | Money |
|------|-----|-----|-----|-----|-------|--------|------------|
| 1965 | 71 | 73 | 72 | 73 | 289 | T73 | |
| 1968 | 71 | 70 | 69 | 73 | 283 | T39 | \$471.66 |
| 1969 | 72 | 67 | 69 | 71 | 279 | T31 | 612.50 |
| 1970 | 70 | 69 | 69 | 69 | 277 | T21 | 902.86 |
| 1971 | 66 | 69 | 69 | 68 | 272 | T11 | 2,310.00 |
| 1972 | 77 | | | | 77 | W/D | |
| | | | | | | Total | \$4,297.02 |

LOTZ, JOHN (70.75)

| Year | 1st | 2nd | 3rd | 4th | Total | Finish | Money |
|------|-----|-----|-----|-----|-------|--------|----------|
| 1968 | 69 | 72 | 75 | 69 | 285 | T43 | \$171.67 |
| 1969 | 68 | 70 | 72 | 72 | 282 | T50 | 165.71 |
| 1971 | 69 | 70 | 72 | 70 | 281 | T57 | 115.00 |
| 1972 | 69 | 68 | 72 | 75 | 284 | T52 | 217.39 |
| | | | | | | Total | \$669.77 |

LOUSTALOT, TIM (72.33)

| Year | 1st | 2nd | 3rd | 4th | Total | Finish | Money |
|------|-----|-----|-----|-----|-------|--------|-------|
| 1995 | 75 | 76 | | | 151 | CUT | |
| 1998 | 74 | 69 | | | 143 | CUT | |
| 1999 | 68 | 72 | | | 140 | CUT | |
| | | | | | | Total | |

LOUPE, ANDREW (70.83)

| Year | 1st | 2nd | 3rd | 4th | Total | Finish | Money |
|------|-----|-----|-----|-----|-------|--------|-------|
| 2014 | 72 | 72 | | | 144 | CUT | |
| 2015 | 71 | 70 | | | 141 | CUT | |
| 2016 | 64 | 76 | | | 140 | CUT | |
| | | | | | | Total | |

LOVE III, DAVIS (69.57)

| Year | 1st | 2nd | 3rd | 4th | Total | Finish | Money |
|------|-----|-----|-----|-----|-------|--------|--------------|
| 1986 | 71 | 72 | | | 143 | CUT | |
| 1987 | 71 | 67 | 69 | 70 | 277 | T20 | \$8,155.00 |
| 1990 | 70 | 72 | | | 142 | CUT | |
| 1993 | 72 | 70 | 68 | 68 | 278 | T11 | 21,200.00 |
| 1999 | 67 | 70 | 66 | 67 | 270 | T14 | 45,000.00 |
| 2000 | 67 | 73 | | | 140 | CUT | |
| 2001 | 77 | 70 | | | 147 | CUT | |
| 2002 | 68 | 64 | 68 | 67 | 267 | T2 | 352,000.00 |
| 2013 | 72 | 69 | | | 141 | CUT | |
| 2015 | 72 | 71 | | | 143 | CUT | |
| | | | | | | Total | \$426,355.00 |

LOVEMARK, JAMIE (69.90)

| Year | 1st | 2nd | 3rd | 4th | Total | Finish | Money |
|------|-----|-----|-----|-----|-------|--------|-------------|
| 2012 | 70 | 70 | 68 | 75 | 283 | T69 | \$12,060.00 |
| 2014 | 68 | 63 | 70 | 73 | 274 | T31 | 32,296.00 |
| 2016 | 67 | 75 | | | 142 | CUT | |
| | | | | | | Total | \$44,356.00 |

LOWERY, STEVE (70.15)

| Year | 1st | 2nd | 3rd | 4th | Total | Finish | Money |
|------|-----|-----|-----|-----|-------|--------|--------------|
| 1988 | 66 | 72 | 70 | 66 | 274 | T14 | \$11,900.00 |
| 1991 | 69 | 73 | | | 142 | CUT | |
| 1993 | 67 | 68 | 72 | 72 | 279 | T16 | 15,500.00 |
| 1994 | 71 | 66 | 70 | 70 | 277 | T20 | 15,000.00 |
| 1996 | 67 | 73 | 72 | 71 | 283 | T37 | 6,300.00 |
| 1997 | 73 | 71 | | | 144 | CUT | |
| 1998 | 74 | 71 | | | 145 | CUT | |
| 1999 | 68 | 73 | | | 141 | CUT | |
| 2000 | 65 | 69 | 69 | 71 | 274 | T32 | 13,626.66 |
| 2002 | 69 | 74 | | | 143 | CUT | |
| 2003 | 69 | 68 | 70 | 69 | 276 | T26 | 28,400.00 |
| 2005 | 73 | 70 | | | 143 | CUT | |
| 2007 | 76 | 76 | | | 152 | CUT | |
| 2008 | 64 | 73 | 69 | 69 | 275 | T45 | 16,817.14 |
| 2009 | 67 | 71 | | | 138 | CUT | |
| 2010 | 72 | 69 | | | 141 | CUT | |
| | | | | | | Total | \$107,543.80 |

LOWRY, SHANE (70.00)

| Year | 1st | 2nd | 3rd | 4th | Total | Finish | Money |
|------|-----|-----|-----|-----|-------|--------|-------|
| 2016 | 69 | 71 | | | 140 | CUT | |
| | | | | | | Total | |

INDIVIDUAL RESULTS

LUM, WREN (71.33)

| Year | 1st | 2nd | 3rd | 4th | Total | Finish | Money |
|------|-----|-----|-----|-----|-------|--------|-------|
| 1977 | 67 | 74 | 72 | 72 | 285 | T76 | |
| 1980 | 71 | 72 | | | 143 | CUT | |
| | | | | | | Total | |

LUNDE, BILL (69.88)

| Year | 1st | 2nd | 3rd | 4th | Total | Finish | Money |
|------|-----|-----|-----|-----|-------|--------|-------------|
| 2009 | 67 | 68 | 70 | 69 | 274 | T47 | \$16,140.00 |
| 2010 | 68 | 63 | 69 | 71 | 271 | T21 | 60,000.00 |
| 2011 | 68 | 69 | | | 137 | CUT | |
| 2012 | 73 | 69 | | | 142 | CUT | |
| 2013 | 73 | 75 | | | 148 | CUT | |
| 2015 | 73 | 73 | | | 146 | CUT | |
| | | | | | | Total | \$76,140.00 |

LUNDAHL, DICK (71.38)

| Year | 1st | 2nd | 3rd | 4th | Total | Finish | Money |
|------|-----|-----|-----|-----|-------|--------|----------|
| 1954 | 74 | 69 | 71 | 75 | 289 | T50 | |
| 1960 | 71 | 68 | 74 | 69 | 282 | T27 | \$146.67 |
| | | | | | | Total | \$146.67 |

LUNDSTROM, DAVID (69.00)

| Year | 1st | 2nd | 3rd | 4th | Total | Finish | Money |
|------|-----|-----|-----|-----|-------|--------|-------------|
| 1981 | 68 | 68 | 67 | 72 | 275 | T51 | \$715.50 |
| 1985 | 72 | 63 | 68 | 75 | 278 | T29 | 3,652.50 |
| 1986 | 69 | 70 | 67 | 69 | 275 | T12 | 13,300.00 |
| | | | | | | Total | \$17,668.00 |

LUNN, BOB (70.11)

| Year | 1st | 2nd | 3rd | 4th | Total | Finish | Money |
|------|-----|-----|-----|-----|-------|--------|-------------|
| 1967 | 67 | 76 | 70 | 73 | 286 | T52 | |
| 1968 | 70 | 69 | 73 | 67 | 279 | T17 | \$1,300.00 |
| 1969 | 67 | 68 | 66 | 67 | 268 | 1 | 20,000.00 |
| 1970 | 71 | 70 | 65 | 70 | 276 | T13 | 1,550.00 |
| 1977 | 73 | 68 | 73 | 66 | 280 | T54 | 462.00 |
| 1978 | 71 | 67 | 69 | 76 | 283 | T71 | |
| 1987 | 71 | 72 | | | 143 | CUT | |
| 1988 | 73 | 75 | | | 148 | CUT | |
| | | | | | | Total | \$23,312.00 |

LUTTERUS, DAVID (71.50)

| Year | 1st | 2nd | 3rd | 4th | Total | Finish | Money |
|------|-----|-----|-----|-----|-------|--------|-------|
| 2008 | 69 | 73 | | | 142 | CUT | |
| 2010 | 68 | 76 | | | 144 | CUT | |
| | | | | | | Total | |

LUTZ, JR., BUDDY (74.00)

| Year | 1st | 2nd | 3rd | 4th | Total | Finish | Money |
|------|-----|-----|-----|-----|-------|--------|-------|
| 1952 | 71 | 74 | 77 | | 222 | W/D | |
| | | | | | | Total | |

LYE, MARK (70.31)

| Year | 1st | 2nd | 3rd | 4th | Total | Finish | Money |
|------|-----|-----|-----|-----|-------|--------|-------------|
| 1978 | 67 | 73 | 65 | 73 | 278 | T46 | \$559.42 |
| 1981 | 66 | 64 | 70 | 71 | 271 | T23 | 2,595.00 |
| 1984 | 70 | 69 | 68 | 70 | 277 | T7 | 12,900.00 |
| 1985 | 72 | 66 | 70 | 68 | 276 | T19 | 6,771.43 |
| 1986 | 70 | 71 | 74 | 68 | 283 | T62 | 1,498.00 |
| 1987 | 71 | 69 | 76 | 76 | 292 | T84 | 1,197.00 |
| 1988 | 73 | 69 | | | 142 | CUT | |
| 1989 | 70 | 70 | 68 | 67 | 275 | T17 | 12,222.23 |
| 1991 | 73 | 74 | | | 147 | CUT | |
| 1993 | 76 | | | | 76 | W/D | |
| 1994 | 71 | 73 | | | 144 | CUT | |
| | | | | | | Total | \$37,743.08 |

LYFORD, KEITH (70.75)

| Year | 1st | 2nd | 3rd | 4th | Total | Finish | Money |
|------|-----|-----|-----|-----|-------|--------|----------|
| 1981 | 70 | 69 | 72 | 72 | 283 | T88 | \$486.00 |
| | | | | | | Total | \$486.00 |

LYLE, JARROD (70.42)

| Year | 1st | 2nd | 3rd | 4th | Total | Finish | Money |
|------|-----|-----|-----|-----|-------|--------|-------------|
| 2007 | 70 | 77 | | | 147 | CUT | |
| 2009 | 67 | 67 | 66 | 72 | 272 | T34 | \$28,400.00 |
| 2010 | 71 | 67 | 71 | 70 | 279 | T64 | 12,540.00 |
| 2011 | 72 | 75 | | | 147 | CUT | |
| | | | | | | Total | \$40,940.00 |

LYTLE, BILL (72.00)

| Year | 1st | 2nd | 3rd | 4th | Total | Finish | Money |
|------|-----|-----|-----|-----|-------|--------|-------|
| 1980 | 71 | 73 | | | 144 | CUT | |
| | | | | | | Total | |

MACDONALD, GEORGE (76.00)

| Year | 1st | 2nd | 3rd | 4th | Total | Finish | Money |
|------|-----|-----|-----|-----|-------|--------|-------|
| 1986 | 78 | 74 | | | 152 | CUT | |
| | | | | | | Total | |

MACKEDON, BILL (76.50)

| Year | 1st | 2nd | 3rd | 4th | Total | Finish | Money |
|------|-----|-----|-----|-----|-------|--------|-------|
| 2000 | 74 | 79 | | | 153 | CUT | |
| | | | | | | Total | |

INDIVIDUAL RESULTS

MACKENZIE, WILL (69.84)

| Year | 1st | 2nd | 3rd | 4th | Total | Finish | Money |
|------|-----|-----|-----|-----|-------|--------|--------------|
| 2005 | 70 | 66 | 71 | 71 | 278 | T42 | \$13,502.00 |
| 2006 | 68 | 72 | 73 | 69 | 282 | T59 | 9,636.00 |
| 2007 | 67 | 74 | 75 | 72 | 288 | T72 | 11,640.00 |
| 2009 | 68 | 68 | 66 | 69 | 271 | T26 | 41,700.00 |
| 2010 | 68 | 70 | 68 | 70 | 276 | T51 | 14,120.00 |
| 2015 | 65 | 69 | 72 | 74 | 280 | T68 | 13,056.00 |
| 2016 | 69 | 73 | | | 142 | CUT | |
| | | | | | | Total | \$103,654.00 |

MACPHERSON, BRYDEN (71.00)

| Year | 1st | 2nd | 3rd | 4th | Total | Finish | Money |
|------|-----|-----|-----|-----|-------|--------|-------|
| 2012 | 71 | 71 | | | 143 | CUT | |
| | | | | | | Total | |

MAGEE, ANDREW (70.92)

| Year | 1st | 2nd | 3rd | 4th | Total | Finish | Money |
|------|-----|-----|-----|-----|-------|--------|-------------|
| 1985 | 72 | 68 | 65 | 68 | 273 | T6 | \$19,425.00 |
| 1986 | 73 | 75 | | | 148 | CUT | |
| 1987 | 75 | 77 | | | 152 | CUT | |
| 1989 | 69 | 76 | | | 145 | CUT | |
| 1992 | 74 | 69 | | | 143 | CUT | |
| 1994 | 69 | 71 | 69 | 71 | 280 | T33 | 6,205.72 |
| 1995 | 69 | 66 | 72 | 69 | 276 | T28 | 8,160.00 |
| 1996 | 71 | 73 | | | 144 | CUT | |
| 1998 | 71 | 65 | 67 | 73 | 276 | T36 | 8,209.09 |
| 2000 | 68 | 72 | | | 140 | CUT | |
| 2002 | 76 | 78 | | | 154 | CUT | |
| 2005 | 70 | 72 | | | 142 | CUT | |
| 2006 | 70 | 74 | | | 144 | CUT | |
| | | | | | | Total | \$48,974.81 |

MAGEE, JERRY (70.13)

| Year | 1st | 2nd | 3rd | 4th | Total | Finish | Money |
|------|-----|-----|-----|-----|-------|--------|----------|
| 1958 | 75 | 70 | 67 | 67 | 279 | T20 | \$350.00 |
| 1959 | 69 | 74 | 70 | 69 | 282 | T15 | 610.00 |
| | | | | | | Total | \$960.00 |

MAGGERT, JEFF (69.00)

| Year | 1st | 2nd | 3rd | 4th | Total | Finish | Money |
|------|-----|-----|-----|-----|-------|--------|--------------|
| 1991 | 70 | 70 | 68 | 71 | 279 | T38 | \$4,400.00 |
| 1997 | 67 | 66 | 64 | 71 | 268 | T2 | 112,000.00 |
| 1999 | 68 | 72 | | | 140 | CUT | |
| 2005 | 70 | 68 | 69 | 66 | 273 | T16 | 66,650.00 |
| 2006 | 75 | 71 | | | 146 | CUT | |
| 2008 | 68 | 75 | | | 143 | CUT | |
| 2010 | 72 | 69 | | | 141 | CUT | |
| 2012 | 69 | 66 | 72 | 69 | 276 | T47 | 14,584.61 |
| 2013 | 70 | 70 | 65 | 68 | 273 | T9 | 158,600.00 |
| 2014 | 64 | 70 | 68 | 67 | 269 | T7 | 186,775.00 |
| | | | | | | Total | \$543,099.61 |

MAGINNES, JOHN (71.13)

| Year | 1st | 2nd | 3rd | 4th | Total | Finish | Money |
|------|-----|-----|-----|-----|-------|--------|-------------|
| 1996 | 71 | 69 | 69 | 73 | 282 | T30 | \$8,914.28 |
| 1997 | 71 | 73 | | | 144 | CUT | |
| 1999 | 68 | 68 | 72 | 68 | 276 | T46 | 6,587.50 |
| 2000 | 72 | 74 | | | 146 | CUT | |
| 2003 | 69 | 73 | | | 142 | CUT | |
| 2005 | 78 | 70 | | | 148 | CUT | |
| | | | | | | Total | \$15,501.78 |

MAHAFFEY, JOHN (69.79)

| Year | 1st | 2nd | 3rd | 4th | Total | Finish | Money |
|------|-----|-----|-----|-----|-------|--------|-------------|
| 1972 | 71 | 67 | 71 | 73 | 282 | T41 | \$433.33 |
| 1973 | 66 | 69 | 65 | 70 | 270 | T16 | 2,800.00 |
| 1974 | 68 | 67 | 72 | 70 | 277 | T20 | 1,928.57 |
| 1978 | 70 | 69 | 71 | 71 | 281 | T63 | 372.75 |
| 1983 | 66 | 69 | 72 | 71 | 278 | T39 | 1,260.00 |
| 1985 | 66 | 71 | 70 | 69 | 276 | T19 | 6,771.42 |
| 1986 | 67 | 71 | 69 | 68 | 275 | T12 | 13,300.00 |
| 1987 | 72 | 73 | | | 145 | CUT | |
| 1988 | 75 | 66 | | | 141 | CUT | |
| 1989 | 67 | 68 | 70 | 70 | 275 | T17 | 12,222.22 |
| 1992 | 69 | 78 | | | 147 | CUT | |
| 1993 | 75 | | | | 75 | W/D | |
| | | | | | | Total | \$39,088.29 |

INDIVIDUAL RESULTS

MAHAN, HUNTER (68.48)

| Year | 1st | 2nd | 3rd | 4th | Total | Finish | Money |
|------|-----|-----|-----|-----|-------|--------|----------------|
| 2000 | 70 | 70 | | | 140 | CUT | |
| 2003 | 72 | 73 | | | 145 | CUT | |
| 2004 | 71 | 67 | 65 | 72 | 275 | T21 | \$42,000.00 |
| 2005 | 69 | 71 | 72 | 68 | 280 | T54 | 9,718.00 |
| 2006 | 69 | 67 | 68 | 65 | 269 | T2 | 387,200.00 |
| 2007 | 62 | 71 | 67 | 65 | 265 | 1 | 1,080,000.00 |
| 2008 | 68 | 63 | 67 | 65 | 263 | T2 | 528,000.00 |
| 2009 | 66 | 70 | 63 | 64 | 263 | T4 | 248,000.00 |
| 2010 | 71 | 72 | | | 143 | CUT | |
| 2011 | 71 | 63 | 66 | 72 | 272 | T43 | 18,840.00 |
| 2012 | 70 | 69 | 70 | 61 | 270 | T11 | 132,000.00 |
| 2013 | 62 | 71 | 70 | 73 | 276 | T24 | 49,410.00 |
| 2014 | 68 | 72 | | | 140 | CUT | |
| 2015 | 72 | 69 | | | 141 | CUT | |
| 2016 | 68 | 71 | 76 | 67 | 282 | T70 | 13,068.00 |
| | | | | | | Total | \$2,508,236.00 |

MAIN, MAC (71.50)

| Year | 1st | 2nd | 3rd | 4th | Total | Finish | Money |
|------|-----|-----|-----|-----|-------|--------|-------|
| 1961 | 69 | 71 | 68 | 78 | 286 | T57 | |
| 1962 | 73 | 72 | 73 | 68 | 286 | T43 | |
| | | | | | | Total | |

MAKALENA, TED (70.25)

| Year | 1st | 2nd | 3rd | 4th | Total | Finish | Money |
|------|-----|-----|-----|-----|-------|--------|----------|
| 1967 | 69 | 69 | 74 | 69 | 281 | T32 | \$625.00 |
| | | | | | | Total | \$625.00 |

MALLINGER, JOHN (70.75)

| Year | 1st | 2nd | 3rd | 4th | Total | Finish | Money |
|------|-----|-----|-----|-----|-------|--------|-------------|
| 2007 | 71 | 69 | 75 | 73 | 288 | T72 | \$11,640.00 |
| 2008 | 67 | 67 | 74 | 68 | 276 | T52 | 13,851.42 |
| 2012 | 72 | 71 | | | 143 | CUT | |
| 2014 | 72 | 70 | | | 142 | CUT | |
| | | | | | | Total | \$25,491.42 |

MALLON, BILL (69.38)

| Year | 1st | 2nd | 3rd | 4th | Total | Finish | Money |
|------|-----|-----|-----|-----|-------|--------|------------|
| 1976 | 72 | 66 | 72 | 71 | 281 | T41 | \$695.33 |
| 1977 | 69 | 66 | 66 | 73 | 274 | T17 | 2,730.00 |
| | | | | | | Total | \$3,425.33 |

MALNATI, PETER (71.50)

| Year | 1st | 2nd | 3rd | 4th | Total | Finish | Money |
|------|-----|-----|-----|-----|-------|--------|-------|
| 2014 | 72 | 72 | | | 144 | CUT | |
| 2016 | 70 | 72 | | | 142 | CUT | |
| | | | | | | Total | |

MALTBIE, ROGER (69.38)

| Year | 1st | 2nd | 3rd | 4th | Total | Finish | Money |
|------|-----|-----|-----|-----|-------|--------|--------------|
| 1978 | 68 | 69 | 72 | 71 | 280 | T59 | \$414.75 |
| 1981 | 65 | 68 | 64 | 68 | 265 | T2 | 22,400.00 |
| 1982 | 67 | 67 | 68 | 69 | 271 | T22 | 2,785.00 |
| 1983 | 72 | 67 | 69 | 70 | 278 | T39 | 1,260.00 |
| 1984 | 70 | 75 | 70 | 74 | 289 | T67 | 816.00 |
| 1985 | 69 | 70 | 68 | 70 | 277 | T26 | 4,620.00 |
| 1986 | 66 | 67 | 70 | 66 | 269 | 2 | 75,600.00 |
| 1987 | 71 | 71 | 68 | 73 | 283 | T50 | 1,653.75 |
| 1988 | 64 | 68 | 72 | 67 | 271 | T6 | 24,325.00 |
| 1989 | 66 | 69 | 69 | 68 | 272 | T7 | 29,100.00 |
| 1990 | 72 | 71 | | | 143 | CUT | |
| 1991 | 72 | 70 | | | 142 | CUT | |
| 1992 | 66 | 69 | 72 | 73 | 280 | T15 | 14,525.00 |
| 1993 | 65 | 71 | 71 | 65 | 272 | T2 | 88,000.00 |
| 1994 | 68 | 70 | 67 | 76 | 281 | T40 | 4,440.00 |
| 1995 | 73 | 68 | 78 | 70 | 289 | 77 | 2,232.00 |
| 1996 | 67 | 71 | 72 | 68 | 278 | T9 | 40,500.00 |
| | | | | | | Total | \$312,671.50 |

MANCOUR, LARRY (71.75)

| Year | 1st | 2nd | 3rd | 4th | Total | Finish | Money |
|------|-----|-----|-----|-----|-------|--------|-------|
| 1962 | 74 | 73 | 70 | 70 | 287 | T48 | |
| | | | | | | Total | |

MANDLY, HAROLD (74.42)

| Year | 1st | 2nd | 3rd | 4th | Total | Finish | Money |
|------|-----|-----|-----|-----|-------|--------|-------|
| 1952 | 71 | 78 | 74 | 76 | 299 | T58 | |
| 1953 | 68 | 78 | 72 | 72 | 290 | 47 | |
| 1954 | 77 | 71 | 74 | 82 | 304 | 68 | |
| | | | | | | Total | |

MANDLY, JOHN (74.25)

| Year | 1st | 2nd | 3rd | 4th | Total | Finish | Money |
|------|-----|-----|-----|-----|-------|--------|-------|
| 1952 | 71 | 78 | 75 | 73 | 297 | T56 | |
| | | | | | | Total | |

MANERO, TONY (74.14)

| Year | 1st | 2nd | 3rd | 4th | Total | Finish | Money |
|------|-----|-----|-----|-----|-------|--------|-------|
| 1952 | 72 | 78 | 78 | | 228 | W/D | |
| 1956 | 73 | 71 | 71 | 76 | 291 | T62 | |
| | | | | | | Total | |

INDIVIDUAL RESULTS

MANESS, MARK (73.50)

| Year | 1st | 2nd | 3rd | 4th | Total | Finish | Money |
|------|-----|-----|-----|-----|-------|--------------|-------|
| 1988 | 71 | 76 | | | 147 | CUT Total | |

MARAD, DAVE (70.25)

| Year | 1st | 2nd | 3rd | 4th | Total | Finish | Money |
|------|-----|-----|-----|-----|-------|--------------|----------------------|
| 1972 | 70 | 68 | 70 | 73 | 281 | T35 Total | \$635.16 \$635.16 |

MARINO, STEVE (69.72)

| Year | 1st | 2nd | 3rd | 4th | Total | Finish | Money |
|------|-----|-----|-----|-----|-------|--------------|--------------|
| 2007 | 68 | 67 | 71 | 68 | 274 | T13 | \$120,000.00 |
| 2008 | 67 | 70 | 72 | 70 | 279 | T62 | 12,900.00 |
| 2009 | 69 | 75 | | | 144 | CUT | |
| 2012 | 72 | 69 | | | 141 | CUT | |
| 2014 | 66 | 72 | 70 | 69 | 277 | T51 | 14,591.00 |
| 2016 | 67 | 73 | | | 140 | CUT Total | \$147,491.00 |

MARKHAM, BILL (70.00)

| Year | 1st | 2nd | 3rd | 4th | Total | Finish | Money |
|------|-----|-----|-----|-----|-------|--------------|----------------------|
| 1952 | 68 | 70 | 71 | 73 | 282 | T11 | |
| 1953 | 68 | 70 | 68 | 69 | 275 | T9 | \$550.00 |
| 1955 | 73 | 71 | 68 | 71 | 283 | T12 Total | 500.00 \$1,050.00 |

MARLOWE, GARY (74.00)

| Year | 1st | 2nd | 3rd | 4th | Total | Finish | Money |
|------|-----|-----|-----|-----|-------|--------------|-------|
| 1984 | 70 | 78 | | | 148 | CUT Total | |

MARR, DAVE (69.67)

| Year | 1st | 2nd | 3rd | 4th | Total | Finish | Money |
|------|-----|-----|-----|-----|-------|--------------|-----------------------|
| 1962 | 71 | 70 | 70 | 75 | 286 | T43 | |
| 1963 | 69 | 69 | 70 | 70 | 278 | T5 | \$1,675.00 |
| 1965 | 67 | 67 | 70 | 71 | 275 | T3 | 4,000.00 |
| 1966 | 69 | 67 | 70 | 69 | 275 | T16 | 1,550.00 |
| 1967 | 69 | 68 | 67 | 72 | 276 | T10 | 2,150.00 |
| 1968 | 68 | 71 | 67 | 70 | 276 | T7 | 2,975.00 |
| 1969 | 71 | 72 | 72 | 73 | 288 | T70 | 160.00 |
| 1970 | 68 | 70 | 71 | 68 | 277 | T21 | 902.86 |
| 1971 | 68 | 69 | 69 | 71 | 277 | T25 Total | 830.50 \$14,243.36 |

MARRELLO, FRAN (76.63)

| Year | 1st | 2nd | 3rd | 4th | Total | Finish | Money |
|------|-----|-----|-----|-----|-------|--------------|-------|
| 1991 | 76 | 78 | | | 154 | CUT | |
| 1992 | 78 | 82 | | | 160 | W/D | |
| 1993 | 76 | 73 | | | 149 | CUT | |
| 1994 | 73 | 70 | | | 143 | CUT | |
| 1996 | 73 | 74 | | | 147 | CUT | |
| 2001 | 83 | 72 | | | 155 | CUT | |
| 2002 | 84 | 83 | | | 167 | CUT | |
| 2006 | 74 | 77 | | | 151 | CUT Total | |

MARSH, GRAHAM (70.25)

| Year | 1st | 2nd | 3rd | 4th | Total | Finish | Money |
|------|-----|-----|-----|-----|-------|--------------|----------------------|
| 1978 | 72 | 67 | 73 | 69 | 281 | T63 Total | \$372.75 \$372.75 |

MARSHALL, IAN (80.00)

| Year | 1st | 2nd | 3rd | 4th | Total | Finish | Money |
|------|-----|-----|-----|-----|-------|--------------|-------|
| 2012 | 77 | 83 | | | 160 | CUT Total | |

MARSHALL, JAMES (71.00)

| Year | 1st | 2nd | 3rd | 4th | Total | Finish | Money |
|------|-----|-----|-----|-----|-------|--------------|----------------------|
| 1974 | 70 | 70 | 72 | 72 | 284 | T64 Total | \$345.00 \$345.00 |

MARTI, FRED (69.88)

| Year | 1st | 2nd | 3rd | 4th | Total | Finish | Money |
|------|-----|-----|-----|-----|-------|--------------|----------------------|
| 1964 | 70 | 70 | 74 | 72 | 286 | T60 | |
| 1967 | 72 | 68 | 68 | 71 | 279 | T21 | \$953.57 |
| 1971 | 66 | 69 | 67 | 70 | 272 | T11 | 2,310.00 |
| 1979 | 69 | 71 | 69 | 72 | 281 | T47 Total | 761.25 \$4,024.82 |

MARTINDALE, BILL (70.17)

| Year | 1st | 2nd | 3rd | 4th | Total | Finish | Money |
|------|-----|-----|-----|-----|-------|--------------|--------------------|
| 1964 | 70 | 68 | 76 | 68 | 282 | T42 | |
| 1966 | 69 | 70 | 70 | 72 | 281 | T51 | \$33.33 |
| 1967 | 71 | 72 | 70 | 66 | 279 | T21 Total | 953.58 \$986.91 |

MARTIN, BEN (71.00)

| Year | 1st | 2nd | 3rd | 4th | Total | Finish | Money |
|------|-----|-----|-----|-----|-------|--------------|-------|
| 2011 | 72 | 70 | | | 142 | CUT | |
| 2016 | 65 | 77 | | | 142 | CUT Total | |

MARTIN, CASEY (71.75)

| Year | 1st | 2nd | 3rd | 4th | Total | Finish | Money |
|------|-----|-----|-----|-----|-------|--------------|-------|
| 1998 | 71 | 73 | | | 144 | CUT | |
| 2000 | 69 | 74 | | | 143 | CUT Total | |

INDIVIDUAL RESULTS

MARTIN, DOUG (70.18)

| Year | 1st | 2nd | 3rd | 4th | Total | Finish | Money |
|------|-----|-----|-----|-----|-------|--------|-------------|
| 1992 | 71 | 79 | | | 150 | CUT | |
| 1994 | 73 | 70 | | | 143 | CUT | |
| 1995 | 70 | 71 | 69 | 68 | 278 | T38 | \$4,920.00 |
| 1996 | 74 | 70 | | | 144 | CUT | |
| 1997 | 68 | 71 | 68 | 70 | 277 | T29 | 9,537.50 |
| 1998 | 69 | 68 | 69 | 72 | 278 | T56 | 4,460.00 |
| 1999 | 67 | 69 | 69 | 69 | 274 | T34 | 12,357.14 |
| | | | | | | Total | \$31,274.64 |

MARTIN, IVERSON (73.50)

| Year | 1st | 2nd | 3rd | 4th | Total | Finish | Money |
|------|-----|-----|-----|-----|-------|--------|-------|
| 1952 | 75 | 73 | 71 | 75 | 294 | T50 | |
| | | | | | | Total | |

MARTIN, MIKE (74.83)

| Year | 1st | 2nd | 3rd | 4th | Total | Finish | Money |
|------|-----|-----|-----|-----|-------|--------|-------|
| 1999 | 75 | 76 | | | 151 | CUT | |
| 2003 | 75 | 75 | | | 150 | CUT | |
| 2006 | 72 | 76 | | | 148 | CUT | |
| | | | | | | Total | |

MARTINS, BRUCE (77.00)

| Year | 1st | 2nd | 3rd | 4th | Total | Finish | Money |
|------|-----|-----|-----|-----|-------|--------|-------|
| 1986 | 78 | 76 | | | 154 | CUT | |
| | | | | | | Total | |

MARTINEZ, RICHARD (72.33)

| Year | 1st | 2nd | 3rd | 4th | Total | Finish | Money |
|------|-----|-----|-----|-----|-------|--------|-------|
| 1963 | 73 | 73 | | | 146 | DQ | |
| 1967 | 73 | 68 | 76 | 71 | 288 | T61 | |
| | | | | | | Total | |

MARUSIC, MILON (71.42)

| Year | 1st | 2nd | 3rd | 4th | Total | Finish | Money |
|------|-----|-----|-----|-----|-------|--------|----------|
| 1952 | 75 | 73 | 74 | 72 | 294 | T50 | |
| 1953 | 70 | 70 | 72 | 68 | 280 | T16 | \$225.00 |
| 1954 | 70 | 72 | 72 | 69 | 283 | T27 | 135.00 |
| | | | | | | Total | \$360.00 |

MARUYAMA, DAISUKE (70.38)

| Year | 1st | 2nd | 3rd | 4th | Total | Finish | Money |
|------|-----|-----|-----|-----|-------|--------|-------------|
| 2006 | 71 | 67 | 69 | 73 | 280 | T48 | \$11,193.60 |
| 2007 | 68 | 72 | 75 | 68 | 283 | T61 | 12,900.00 |
| | | | | | | Total | \$24,093.60 |

MARUYAMA, SHIGEKI (69.00)

| Year | 1st | 2nd | 3rd | 4th | Total | Finish | Money |
|------|-----|-----|-----|-----|-------|--------|--------------|
| 2001 | 63 | 69 | 73 | 64 | 269 | T7 | \$83,921.43 |
| 2002 | 72 | 72 | | | 144 | CUT | |
| 2006 | 74 | 65 | 68 | 66 | 273 | T5 | 154,550.00 |
| 2007 | 67 | 69 | 73 | 66 | 275 | T15 | 90,000.00 |
| 2008 | 72 | 71 | | | 143 | CUT | |
| | | | | | | Total | \$328,471.43 |

MASSENGALE, DON (70.13)

| Year | 1st | 2nd | 3rd | 4th | Total | Finish | Money |
|------|-----|-----|-----|-----|-------|--------|----------|
| 1961 | 70 | 69 | 72 | 69 | 280 | T23 | \$324.29 |
| 1970 | 69 | 73 | 69 | 70 | 281 | T42 | 286.67 |
| | | | | | | Total | \$610.96 |

MASSENGALE, RIK (69.92)

| Year | 1st | 2nd | 3rd | 4th | Total | Finish | Money |
|------|-----|-----|-----|-----|-------|--------|-------------|
| 1971 | 67 | 71 | 73 | 72 | 283 | T66 | \$115.79 |
| 1972 | 74 | 70 | | | 144 | CUT | |
| 1973 | 71 | 68 | 67 | 69 | 275 | T39 | 820.00 |
| 1974 | 69 | 70 | 72 | 68 | 279 | T33 | 949.10 |
| 1976 | 65 | 65 | 70 | 66 | 266 | 1 | 42,000.00 |
| 1977 | 71 | 68 | 69 | 67 | 275 | T22 | 1,974.00 |
| 1978 | 70 | 73 | | | 143 | CUT | |
| 1979 | 71 | 72 | | | 143 | CUT | |
| 1980 | 74 | 70 | | | 144 | CUT | |
| 1981 | 69 | 68 | 70 | 69 | 276 | T55 | 666.00 |
| 1982 | 72 | 71 | | | 143 | CUT | |
| 1996 | 75 | 71 | | | 146 | CUT | |
| | | | | | | Total | \$46,524.89 |

MASSERIO, JIM (70.00)

| Year | 1st | 2nd | 3rd | 4th | Total | Finish | Money |
|------|-----|-----|-----|-----|-------|--------|------------|
| 1974 | 69 | 71 | 70 | 69 | 279 | T33 | \$949.09 |
| 1976 | 69 | 71 | 69 | 72 | 281 | T41 | 695.33 |
| | | | | | | Total | \$1,644.42 |

MASSEY, RICHARD (70.50)

| Year | 1st | 2nd | 3rd | 4th | Total | Finish | Money |
|------|-----|-----|-----|-----|-------|--------|-------|
| 2003 | 73 | 68 | | | 141 | CUT | |
| | | | | | | Total | |

INDIVIDUAL RESULTS

MAST, DICK (70.91)

| Year | 1st | 2nd | 3rd | 4th | Total | Finish | Money |
|------|-----|-----|-----|-----|-------|--------|------------|
| 1977 | 65 | 72 | 78 | 68 | 283 | T70 | \$105.00 |
| 1986 | 73 | 69 | 68 | 72 | 282 | T58 | 1,547.00 |
| 1987 | 70 | 71 | 72 | 71 | 284 | T58 | 1,533.00 |
| 1989 | 71 | 71 | | | 142 | CUT | |
| 1992 | 71 | 73 | | | 144 | CUT | |
| 1995 | 72 | 68 | 72 | 73 | 285 | T73 | 2,328.00 |
| 1999 | 68 | 72 | | | 140 | CUT | |
| | | | | | | Total | \$5,513.00 |

MATCZAK, STAN (75.50)

| Year | 1st | 2nd | 3rd | 4th | Total | Finish | Money |
|------|-----|-----|-----|-----|-------|--------|-------|
| 1957 | 74 | 72 | 76 | 74 | 296 | T61 | |
| 1958 | 78 | 74 | 75 | 81 | 308 | T71 | |
| | | | | | | Total | |

MATHIS, DAVID (69.53)

| Year | 1st | 2nd | 3rd | 4th | Total | Finish | Money |
|------|-----|-----|-----|-----|-------|--------|--------------|
| 1999 | 70 | 74 | | | 144 | CUT | |
| 2009 | 70 | 69 | | | 139 | CUT | |
| 2011 | 67 | 65 | 68 | 68 | 268 | T17 | \$78,514.29 |
| 2012 | 64 | 73 | 74 | | 211 | T76 | 11,040.00 |
| 2013 | 67 | 71 | 72 | 71 | 281 | T63 | 12,871.00 |
| | | | | | | Total | \$102,425.29 |

MATTESON, TROY (70.61)

| Year | 1st | 2nd | 3rd | 4th | Total | Finish | Money |
|------|-----|-----|-----|-----|-------|--------|------------|
| 2003 | 73 | 70 | | | 143 | CUT | |
| 2006 | 70 | 70 | 72 | 72 | 284 | T66 | \$9,108.00 |
| 2008 | 69 | 69 | | | 138 | CUT | |
| 2010 | 71 | 68 | | | 139 | CUT | |
| 2011 | 70 | 68 | | | 138 | CUT | |
| 2012 | 71 | 70 | | | 141 | CUT | |
| 2013 | 76 | 69 | | | 145 | CUT | |
| 2014 | 71 | 72 | | | 143 | CUT | |
| | | | | | | Total | \$9,108.00 |

MATTIACE, KEN (72.25)

| Year | 1st | 2nd | 3rd | 4th | Total | Finish | Money |
|------|-----|-----|-----|-----|-------|--------|-------|
| 1987 | 74 | 70 | | | 144 | CUT | |
| 1990 | 75 | 70 | | | 145 | CUT | |
| | | | | | | Total | |

MATTIACE, LEN (70.64)

| Year | 1st | 2nd | 3rd | 4th | Total | Finish | Money |
|------|-----|-----|-----|-----|-------|--------|--------------|
| 1993 | 74 | 76 | | | 150 | CUT | |
| 1996 | 77 | 71 | | | 148 | CUT | |
| 1997 | 74 | 76 | | | 150 | CUT | |
| 1998 | 67 | 69 | 66 | 67 | 269 | T9 | \$54,000.00 |
| 1999 | 74 | 71 | | | 145 | CUT | |
| 2000 | 70 | 69 | 68 | 67 | 274 | T32 | 13,626.67 |
| 2001 | 67 | 69 | 72 | 67 | 275 | 44 | 10,850.00 |
| 2002 | 70 | 64 | 73 | 69 | 276 | T27 | 27,800.00 |
| 2004 | 77 | 67 | | | 144 | CUT | |
| 2005 | 71 | 68 | 71 | 73 | 283 | T66 | 8,858.00 |
| 2006 | 72 | 71 | | | 143 | CUT | |
| 2008 | 69 | 73 | | | 142 | CUT | |
| 2015 | 71 | 73 | | | 144 | CUT | |
| | | | | | | Total | \$115,134.67 |

MATTSON, RONNIE (72.75)

| Year | 1st | 2nd | 3rd | 4th | Total | Finish | Money |
|------|-----|-----|-----|-----|-------|--------|-------|
| 1956 | 74 | 72 | 69 | 76 | 291 | T62 | |
| | | | | | | Total | |

MAUNEY, TERRY (70.75)

| Year | 1st | 2nd | 3rd | 4th | Total | Finish | Money |
|------|-----|-----|-----|-----|-------|--------|-------|
| 1980 | 68 | 73 | | | 141 | CUT | |
| 1981 | 71 | 71 | | | 142 | CUT | |
| | | | | | | Total | |

MAXWELL, BILLY (69.97)

| Year | 1st | 2nd | 3rd | 4th | Total | Finish | Money |
|------|-----|-----|-----|-----|-------|--------|-------------|
| 1956 | 71 | 70 | 70 | 74 | 285 | T42 | |
| 1957 | 68 | 71 | 70 | 67 | 276 | T4 | \$1,100.00 |
| 1961 | 69 | 68 | 68 | 66 | 271 | 1 | 4,300.00 |
| 1962 | 70 | 69 | 68 | 75 | 282 | T21 | 450.00 |
| 1963 | 72 | 71 | 73 | 71 | 287 | T33 | 182.22 |
| 1966 | 68 | 69 | 69 | 69 | 275 | T16 | 1,550.00 |
| 1968 | 67 | 73 | 72 | 70 | 282 | T35 | 562.50 |
| 1969 | 72 | 70 | 74 | 70 | 286 | T67 | 160.00 |
| 1970 | 67 | 68 | 71 | 69 | 275 | T8 | 2,510.00 |
| | | | | | | Total | \$10,814.72 |

MAY, BOB (71.25)

| Year | 1st | 2nd | 3rd | 4th | Total | Finish | Money |
|------|-----|-----|-----|-----|-------|--------|------------|
| 1994 | 75 | 72 | | | 147 | CUT | |
| 2000 | 70 | 69 | 75 | 65 | 279 | T66 | \$5,656.00 |
| 2006 | 71 | 73 | | | 144 | CUT | |
| | | | | | | Total | \$5,656.00 |

INDIVIDUAL RESULTS

MAYER, DICK (70.93)

| Year | 1st | 2nd | 3rd | 4th | Total | Finish | Money |
|------|-----|-----|-----|-----|-------|--------|------------|
| 1952 | 70 | 70 | 73 | 71 | 284 | T14 | \$264.00 |
| 1954 | 73 | 71 | 71 | 72 | 287 | T43 | |
| 1955 | 71 | 76 | 72 | 73 | 292 | T48 | |
| 1956 | 71 | 66 | 67 | 72 | 276 | T9 | 665.00 |
| 1958 | 71 | 66 | 73 | 70 | 280 | T26 | 168.00 |
| 1959 | 71 | 72 | 70 | 70 | 283 | T18 | 450.00 |
| 1967 | 70 | 72 | 70 | 72 | 284 | T45 | 300.00 |
| | | | | | | Total | \$1,847.00 |

MAYFAIR, BILLY (69.83)

| Year | 1st | 2nd | 3rd | 4th | Total | Finish | Money |
|------|-----|-----|-----|-----|-------|--------|--------------|
| 1989 | 74 | 73 | | | 147 | CUT | |
| 1990 | 66 | 66 | 73 | 70 | 275 | T36 | \$4,406.25 |
| 1991 | 68 | 65 | 70 | 72 | 275 | T14 | 16,500.00 |
| 1992 | 69 | 66 | 71 | 72 | 278 | T8 | 29,000.00 |
| 1993 | 71 | 70 | 72 | 73 | 286 | T58 | 2,190.00 |
| 1994 | 73 | 73 | | | 146 | CUT | |
| 1995 | 73 | 68 | 72 | 67 | 280 | T51 | 2,824.00 |
| 1997 | 70 | 69 | 67 | 70 | 276 | T21 | 14,081.25 |
| 2000 | 70 | 68 | 70 | | 208 | W/D | |
| 2001 | 70 | 70 | 68 | 64 | 272 | T22 | 27,944.29 |
| 2002 | 71 | 70 | 71 | 72 | 284 | T69 | 8,000.00 |
| 2003 | 71 | 71 | | | 142 | CUT | |
| 2004 | 68 | 71 | 69 | 70 | 278 | T44 | 13,053.60 |
| 2005 | 69 | 72 | | | 141 | CUT | |
| 2006 | 69 | 71 | 70 | 69 | 279 | T44 | 14,080.00 |
| 2007 | 67 | 72 | 66 | 68 | 273 | T9 | 156,000.00 |
| 2008 | 66 | 70 | 71 | 72 | 279 | T62 | 12,900.00 |
| 2009 | 70 | 66 | 74 | | 210 | T73 | 11,460.00 |
| 2010 | 66 | 70 | 74 | 67 | 277 | T57 | 13,260.00 |
| 2011 | 69 | 69 | | | 138 | CUT | |
| 2012 | 68 | 66 | 71 | 69 | 274 | T29 | 36,525.00 |
| 2013 | 69 | 71 | 74 | | 214 | T81 | 10,919.00 |
| 2014 | 67 | 71 | 71 | 76 | 285 | T75 | 11,718.00 |
| | | | | | | Total | \$384,861.39 |

MAYFIELD, SHELLEY (70.38)

| Year | 1st | 2nd | 3rd | 4th | Total | Finish | Money |
|------|-----|-----|-----|-----|-------|--------|----------|
| 1953 | 68 | 70 | 70 | 72 | 280 | T16 | \$225.00 |
| 1954 | 69 | 72 | 69 | 73 | 283 | T27 | 135.00 |
| | | | | | | Total | \$360.00 |

MAZZA, JOHN (70.08)

| Year | 1st | 2nd | 3rd | 4th | Total | Finish | Money |
|------|-----|-----|-----|-----|-------|--------|------------|
| 1980 | 72 | 73 | | | 145 | CUT | |
| 1981 | 66 | 67 | 70 | 65 | 268 | T8 | \$8,400.00 |
| 1982 | 69 | 68 | 75 | 71 | 283 | T76 | 558.00 |
| 1983 | 71 | 74 | | | 145 | CUT | |
| | | | | | | Total | \$8,958.00 |

MAZZARELLA, PAT (74.38)

| Year | 1st | 2nd | 3rd | 4th | Total | Finish | Money |
|------|-----|-----|-----|-----|-------|--------|-------|
| 1952 | 75 | 74 | 75 | 78 | 302 | 63 | |
| 1959 | 73 | 73 | 75 | 72 | 293 | T64 | |
| | | | | | | Total | |

MCBEE, RIVES (71.38)

| Year | 1st | 2nd | 3rd | 4th | Total | Finish | Money |
|------|-----|-----|-----|-----|-------|--------|----------|
| 1967 | 70 | 73 | 71 | 72 | 286 | T52 | |
| 1968 | 72 | 70 | 73 | 70 | 285 | T43 | \$171.67 |
| | | | | | | Total | \$171.67 |

MCCALLISTER, BLAINE (70.36)

| Year | 1st | 2nd | 3rd | 4th | Total | Finish | Money |
|------|-----|-----|-----|-----|-------|--------|-------------|
| 1982 | 71 | 69 | | | 140 | CUT | |
| 1983 | 71 | 70 | | | 141 | CUT | |
| 1986 | 69 | 72 | 77 | 70 | 288 | T73 | \$1,351.00 |
| 1987 | 69 | 74 | | | 143 | CUT | |
| 1988 | 68 | 66 | 69 | 69 | 272 | T8 | 19,600.00 |
| 1989 | 69 | 69 | 67 | 67 | 272 | T7 | 29,100.00 |
| 1990 | 68 | 67 | 71 | 71 | 277 | T45 | 2,752.50 |
| 1991 | 68 | 69 | 75 | 71 | 283 | T62 | 2,120.00 |
| 1992 | 68 | 72 | 72 | 71 | 283 | T36 | 4,608.33 |
| 1995 | 72 | 67 | 71 | 69 | 279 | T45 | 3,432.00 |
| 1997 | 71 | 76 | | | 147 | CUT | |
| 1998 | 73 | 66 | 69 | 74 | 282 | T72 | 3,920.00 |
| 1999 | 68 | 70 | 69 | 70 | 277 | T54 | 5,750.00 |
| 2001 | 70 | 75 | | | 145 | CUT | |
| 2002 | 74 | 69 | | | 143 | CUT | |
| 2004 | 71 | 75 | | | 146 | CUT | |
| | | | | | | Total | \$72,633.83 |

MCCALLISTER, BOB (70.75)

| Year | 1st | 2nd | 3rd | 4th | Total | Finish | Money |
|------|-----|-----|-----|-----|-------|--------|------------|
| 1960 | 70 | 69 | 67 | 72 | 278 | T11 | \$825.00 |
| 1961 | 69 | 72 | 72 | 73 | 286 | T57 | |
| 1962 | 71 | 70 | 72 | 70 | 283 | T30 | 270.00 |
| 1965 | 71 | 73 | 70 | 71 | 285 | T55 | |
| | | | | | | Total | \$1,095.00 |

INDIVIDUAL RESULTS

McCANN, RONNIE (72.00)

| Year | 1st | 2nd | 3rd | 4th | Total | Finish | Money |
|------|-----|-----|-----|-----|-------|--------|-------|
| 1989 | 74 | 70 | | | 144 | CUT | |
| | | | | | | Total | |

McCARRON, SCOTT (69.20)

| Year | 1st | 2nd | 3rd | 4th | Total | Finish | Money |
|------|-----|-----|-----|-----|-------|--------|--------------|
| 1995 | 70 | 67 | 72 | 74 | 283 | T66 | \$2,448.00 |
| 1998 | 70 | 70 | | | 140 | CUT | |
| 1999 | 70 | 67 | 69 | 70 | 276 | T46 | 6,587.50 |
| 2008 | 68 | 69 | 68 | 66 | 271 | T27 | 40,800.00 |
| 2009 | 70 | 67 | 70 | 66 | 273 | T43 | 20,400.00 |
| 2010 | 68 | 66 | 66 | 70 | 270 | T13 | 97,500.00 |
| 2014 | 75 | 73 | | | 148 | CUT | |
| | | | | | | Total | \$167,735.55 |

McCOMISH, JOHN (70.50)

| Year | 1st | 2nd | 3rd | 4th | Total | Finish | Money |
|------|-----|-----|-----|-----|-------|--------|------------|
| 1986 | 67 | 76 | | | 143 | CUT | |
| 1987 | 70 | 72 | 75 | 70 | 287 | T71 | \$1,330.00 |
| 1989 | 68 | 69 | 71 | 69 | 277 | T34 | 4,942.86 |
| 1990 | 71 | 68 | 68 | 73 | 280 | W/D | |
| | | | | | | Total | \$6,272.86 |

McCONACHIE, JACK (70.88)

| Year | 1st | 2nd | 3rd | 4th | Total | Finish | Money |
|------|-----|-----|-----|-----|-------|--------|----------|
| 1980 | 71 | 66 | 72 | 73 | 282 | 63 | \$642.00 |
| 1983 | 72 | 68 | | | 140 | CUT | |
| 1988 | 70 | 75 | | | 145 | CUT | |
| | | | | | | Total | \$642.00 |

McCORD, GARY (71.03)

| Year | 1st | 2nd | 3rd | 4th | Total | Finish | Money |
|------|-----|-----|-----|-----|-------|--------|-------------|
| 1976 | 71 | 70 | 70 | 73 | 284 | T53 | \$477.75 |
| 1978 | 71 | 67 | 71 | 73 | 282 | T67 | 330.75 |
| 1979 | 67 | 74 | 73 | 71 | 285 | T64 | 627.00 |
| 1981 | 73 | 72 | | | 145 | CUT | |
| 1984 | 69 | 72 | 73 | 76 | 290 | T70 | 792.00 |
| 1985 | 70 | 72 | | | 142 | T70 | 1,176.00 |
| 1986 | 70 | 69 | 74 | 75 | 288 | T73 | 1,351.00 |
| 1987 | 72 | 71 | | | 143 | CUT | |
| 1988 | 68 | 68 | 74 | 69 | 279 | T45 | 2,002.00 |
| 1989 | 68 | 69 | 70 | 70 | 277 | T34 | 4,942.86 |
| | | | | | | Total | \$11,699.36 |

McCoy, LEE (71.25)

| Year | 1st | 2nd | 3rd | 4th | Total | Finish | Money |
|------|-----|-----|-----|-----|-------|--------|-------|
| 2015 | 74 | 66 | | | 140 | CUT | |
| 2016 | 76 | 69 | | | 145 | CUT | |
| | | | | | | Total | |

McCUE, LARRY (74.75)

| Year | 1st | 2nd | 3rd | 4th | Total | Finish | Money |
|------|-----|-----|-----|-----|-------|--------|-------|
| 1955 | 73 | 74 | 76 | 80 | 303 | T69 | |
| 1957 | 75 | 70 | 76 | 74 | 295 | T58 | |
| | | | | | | Total | |

McCULLOUGH, MIKE (70.31)

| Year | 1st | 2nd | 3rd | 4th | Total | Finish | Money |
|------|-----|-----|-----|-----|-------|--------|-------------|
| 1974 | 70 | 71 | 72 | 73 | 286 | 68 | \$320.00 |
| 1977 | 70 | 71 | 68 | 70 | 279 | T45 | 567.00 |
| 1979 | 70 | 70 | 67 | 71 | 278 | T32 | 1,775.00 |
| 1981 | 68 | 69 | 72 | 69 | 278 | T67 | 609.00 |
| 1982 | 74 | 67 | | | 141 | CUT | |
| 1983 | 69 | 69 | 69 | 69 | 276 | T23 | 2,528.57 |
| 1984 | 73 | 76 | | | 149 | CUT | |
| 1986 | 67 | 73 | 67 | 70 | 277 | T24 | 5,810.00 |
| 1988 | 67 | 69 | 72 | 78 | 286 | T71 | 1,379.00 |
| | | | | | | Total | \$12,988.57 |

McCUMBER, MARK (70.48)

| Year | 1st | 2nd | 3rd | 4th | Total | Finish | Money |
|------|-----|-----|-----|-----|-------|--------|-------------|
| 1979 | 73 | | | | 73 | W/D | |
| 1986 | 67 | 72 | 72 | 70 | 281 | T53 | \$1,612.80 |
| 1987 | 71 | 68 | 69 | 69 | 277 | T20 | 8,155.00 |
| 1991 | 70 | 69 | 68 | 68 | 275 | T14 | 16,500.00 |
| 1992 | 69 | 73 | 72 | 69 | 283 | T36 | 4,608.34 |
| 2000 | 76 | 72 | | | 148 | CUT | |
| 2001 | 70 | 73 | | | 143 | CUT | |
| | | | | | | Total | \$30,876.14 |

McFADDEN, TOM (71.25)

| Year | 1st | 2nd | 3rd | 4th | Total | Finish | Money |
|------|-----|-----|-----|-----|-------|--------|---------|
| 1962 | 75 | 70 | 70 | 70 | 285 | T37 | \$80.00 |
| | | | | | | Total | \$80.00 |

McGEE, JERRY (69.50)

| Year | 1st | 2nd | 3rd | 4th | Total | Finish | Money |
|------|-----|-----|-----|-----|-------|--------|-------------|
| 1969 | 73 | 68 | 75 | 72 | 288 | T70 | \$160.00 |
| 1970 | 72 | 68 | 70 | 77 | 287 | T67 | 173.91 |
| 1974 | 67 | 69 | 71 | 68 | 275 | T5 | 6,350.00 |
| 1975 | 69 | 70 | 68 | 70 | 277 | T27 | 1,480.00 |
| 1977 | 68 | 70 | 67 | 68 | 273 | T15 | 3,465.00 |
| 1979 | 68 | 67 | 67 | 65 | 267 | 1 | 54,000.00 |
| 1980 | 69 | 70 | 71 | 69 | 279 | T46 | 790.50 |
| | | | | | | Total | \$66,419.41 |

INDIVIDUAL RESULTS

McGINNIS, TOM (70.25)

| Year | 1st | 2nd | 3rd | 4th | Total | Finish | Money |
|------|-----|-----|-----|-----|-------|--------|----------|
| 1977 | 71 | 70 | 71 | 69 | 281 | T59 | \$409.40 |
| | | | | | | Total | \$409.40 |

McGIRT, WILLIAM (69.00)

| Year | 1st | 2nd | 3rd | 4th | Total | Finish | Money |
|------|-----|-----|-----|-----|-------|--------|--------------|
| 2011 | 69 | 70 | | | 139 | CUT | |
| 2012 | 70 | 71 | | | 141 | CUT | |
| 2013 | 67 | 68 | 73 | 69 | 277 | T30 | \$32,584.00 |
| 2014 | 71 | 67 | 66 | 70 | 274 | T31 | 32,296.00 |
| 2015 | 67 | 69 | 66 | 71 | 273 | T25 | 41,234.28 |
| | | | | | | Total | \$106,114.00 |

McGOVERN, JIM (71.05)

| Year | 1st | 2nd | 3rd | 4th | Total | Finish | Money |
|------|-----|-----|-----|-----|-------|--------|-------------|
| 1991 | 69 | 71 | 67 | 68 | 275 | T14 | \$16,500.00 |
| 1992 | 72 | 72 | | | 144 | CUT | |
| 1993 | 71 | 73 | 72 | 70 | 286 | T58 | 2,190.00 |
| 1994 | 70 | 72 | | | 142 | CUT | |
| 1996 | 75 | 73 | | | 148 | CUT | |
| 1997 | 70 | 73 | 63 | 73 | 279 | T40 | 4,790.77 |
| 1998 | 71 | 74 | | | 145 | CUT | |
| 2003 | 74 | 70 | | | 144 | CUT | |
| 2006 | 74 | 70 | | | 144 | CUT | |
| 2008 | 67 | 69 | 75 | 73 | 284 | T71 | 11,940.00 |
| | | | | | | Total | \$35,420.77 |

McGOWAN, JACK (71.00)

| Year | 1st | 2nd | 3rd | 4th | Total | Finish | Money |
|------|-----|-----|-----|-----|-------|--------|------------|
| 1962 | 69 | 70 | 79 | 74 | 292 | T60 | |
| 1963 | 72 | 71 | 72 | 70 | 285 | T21 | \$532.00 |
| 1964 | 69 | 70 | 72 | 74 | 285 | 59 | |
| 1965 | 73 | 69 | 73 | 73 | 288 | T69 | |
| 1966 | 68 | 70 | 69 | 70 | 277 | T26 | 800.00 |
| 1968 | 69 | 68 | 72 | 68 | 277 | T11 | 2,200.00 |
| | | | | | | Total | \$3,532.00 |

McGOWAN, PAT (70.19)

| Year | 1st | 2nd | 3rd | 4th | Total | Finish | Money |
|------|-----|-----|-----|-----|-------|--------|-------------|
| 1978 | 68 | 69 | 68 | 69 | 274 | T22 | \$1,715.00 |
| 1979 | 66 | 71 | 71 | 68 | 276 | T20 | 3,026.25 |
| 1980 | 74 | 69 | | | 143 | CUT | |
| 1983 | 67 | 74 | | | 141 | CUT | |
| 1984 | 72 | 72 | 69 | 67 | 280 | T16 | 6,200.00 |
| 1985 | 72 | 68 | 73 | 71 | 284 | T56 | 1,362.00 |
| 1986 | 74 | 71 | | | 145 | CUT | |
| 1987 | 73 | 69 | 72 | 72 | 286 | T65 | 1,435.00 |
| 1988 | 70 | 71 | | | 141 | CUT | |
| 1989 | 71 | 68 | 69 | 67 | 275 | T17 | 12,222.23 |
| 1990 | 72 | 65 | 68 | 72 | 277 | T45 | 2,752.50 |
| 1991 | 70 | 71 | 70 | 71 | 282 | T56 | 2,230.00 |
| 1992 | 72 | 72 | | | 144 | CUT | |
| | | | | | | Total | \$30,942.98 |

McGUIRE, PAUL (72.25)

| Year | 1st | 2nd | 3rd | 4th | Total | Finish | Money |
|------|-----|-----|-----|-----|-------|--------|----------|
| 1952 | 71 | 79 | 76 | 71 | 297 | T56 | |
| 1954 | 70 | 70 | 67 | 70 | 277 | T11 | \$360.00 |
| 1955 | 73 | 74 | 77 | 77 | 301 | T65 | |
| 1956 | 67 | 69 | 72 | 73 | 281 | T21 | 230.00 |
| | | | | | | Total | \$590.00 |

McKENZIE, DAVID (68.50)

| Year | 1st | 2nd | 3rd | 4th | Total | Finish | Money |
|------|-----|-----|-----|-----|-------|--------|--------------|
| 2006 | 69 | 69 | 67 | 69 | 274 | T9 | \$101,828.57 |
| | | | | | | Total | \$101,828.57 |

McLACHLIN, PARKER (71.75)

| Year | 1st | 2nd | 3rd | 4th | Total | Finish | Money |
|------|-----|-----|-----|-----|-------|--------|-------|
| 2007 | 79 | 69 | | | 148 | CUT | |
| 2010 | 70 | 69 | | | 139 | CUT | |
| | | | | | | Total | |

McLARDY, ANDREW (69.67)

| Year | 1st | 2nd | 3rd | 4th | Total | Finish | Money |
|------|-----|-----|-----|-----|-------|--------|------------|
| 2001 | 66 | 71 | 72 | 67 | 276 | T45 | \$9,076.80 |
| 2010 | 73 | 69 | | | 142 | CUT | |
| | | | | | | Total | \$9,076.80 |

McLEAN, JAMES (73.50)

| Year | 1st | 2nd | 3rd | 4th | Total | Finish | Money |
|------|-----|-----|-----|-----|-------|--------|-------|
| 2003 | 74 | 79 | | | 153 | CUT | |
| 2006 | 74 | 67 | | | 141 | CUT | |
| | | | | | | Total | |

McLENDON, MAC (69.83)

| Year | 1st | 2nd | 3rd | 4th | Total | Finish | Money |
|------|-----|-----|-----|-----|-------|--------|------------|
| 1968 | 68 | 71 | 72 | 76 | 287 | T59 | |
| 1971 | 67 | 74 | 69 | 68 | 278 | T31 | \$592.00 |
| 1976 | 68 | 67 | 69 | 69 | 273 | T9 | 5,250.00 |
| | | | | | | Total | \$5,842.00 |

McLENNAN, STAN (75.00)

| Year | 1st | 2nd | 3rd | 4th | Total | Finish | Money |
|------|-----|-----|-----|-----|-------|--------|-------|
| 1993 | 76 | 74 | | | 150 | CUT | |
| | | | | | | Total | |

INDIVIDUAL RESULTS

McLUEN, JAY (71.00)

| Year | 1st | 2nd | 3rd | 4th | Total | Finish | Money |
|------|-----|-----|-----|-----|-------|--------|-------|
| 2013 | 73 | 69 | | | 142 | CUT | |
| | | | | | | Total | |

McMULLEN, JOHN (70.63)

| Year | 1st | 2nd | 3rd | 4th | Total | Finish | Money |
|------|-----|-----|-----|-----|-------|--------|----------|
| 1958 | 70 | 70 | 72 | 70 | 282 | T35 | \$20.00 |
| 1959 | 71 | 71 | 70 | 70 | 282 | T15 | 610.00 |
| 1960 | 70 | 71 | 68 | 74 | 283 | T33 | 103.33 |
| 1961 | 67 | 73 | 71 | 72 | 283 | T43 | |
| | | | | | | Total | \$733.33 |

McNEILL, GEORGE (71.21)

| Year | 1st | 2nd | 3rd | 4th | Total | Finish | Money |
|------|-----|-----|-----|-----|-------|--------|-------------|
| 2007 | 71 | 73 | | | 144 | CUT | |
| 2008 | 72 | 73 | | | 145 | CUT | |
| 2010 | 73 | 69 | | | 142 | CUT | |
| 2012 | 73 | 66 | 71 | | 210 | T71 | \$11,640.00 |
| 2013 | 69 | 67 | 75 | | 211 | T75 | 11,651.00 |
| 2016 | 75 | 70 | | | 145 | CUT | |
| | | | | | | Total | \$23,291.00 |

McNICKLE, ARTIE (69.92)

| Year | 1st | 2nd | 3rd | 4th | Total | Finish | Money |
|------|-----|-----|-----|-----|-------|--------|------------|
| 1973 | 69 | 69 | 69 | 72 | 279 | T60 | \$395.00 |
| 1975 | 71 | 70 | 73 | 72 | 286 | T69 | 152.50 |
| 1977 | 69 | 70 | 71 | 68 | 278 | T39 | 840.00 |
| 1978 | 65 | 71 | 71 | 67 | 274 | T22 | 1,715.00 |
| 1979 | 71 | 71 | | | 142 | T69 | 579.00 |
| 1980 | 67 | 72 | 68 | 72 | 279 | T46 | 790.50 |
| 1981 | 70 | 70 | | | 140 | CUT | |
| | | | | | | Total | \$4,472.00 |

McNULTY, MARK (68.80)

| Year | 1st | 2nd | 3rd | 4th | Total | Finish | Money |
|------|-----|-----|-----|-----|-------|--------|-------------|
| 1982 | 66 | 65 | 68 | 67 | 266 | T4 | \$11,310.00 |
| 1983 | 69 | 66 | 72 | 68 | 275 | T17 | 4,060.00 |
| 1984 | 73 | 74 | | | 147 | CUT | |
| | | | | | | Total | \$15,370.00 |

McQUADE, DAVID (77.75)

| Year | 1st | 2nd | 3rd | 4th | Total | Finish | Money |
|------|-----|-----|-----|-----|-------|--------|-------|
| 1990 | 78 | 71 | | | 149 | CUT | |
| 1993 | 79 | 83 | | | 162 | CUT | |
| | | | | | | Total | |

McQUILLAN, MATT (70.00)

| Year | 1st | 2nd | 3rd | 4th | Total | Finish | Money |
|------|-----|-----|-----|-----|-------|--------|-------|
| 2011 | 73 | 67 | | | 140 | CUT | |
| 2012 | 78 | 70 | | | 148 | CUT | |
| | | | | | | Total | |

McQUILLING, TOM (74.00)

| Year | 1st | 2nd | 3rd | 4th | Total | Finish | Money |
|------|-----|-----|-----|-----|-------|--------|-------|
| 1985 | 75 | 73 | | | 148 | CUT | |
| | | | | | | Total | |

McQUISTON, HENRY (73.50)

| Year | 1st | 2nd | 3rd | 4th | Total | Finish | Money |
|------|-----|-----|-----|-----|-------|--------|-------|
| 1959 | 73 | 70 | 76 | 75 | 294 | T66 | |
| | | | | | | Total | |

McROY, SPIKE (70.23)

| Year | 1st | 2nd | 3rd | 4th | Total | Finish | Money |
|------|-----|-----|-----|-----|-------|--------|-------------|
| 1997 | 71 | 69 | 71 | 67 | 278 | T35 | \$7,395.00 |
| 1998 | 66 | 72 | 69 | 68 | 275 | T31 | 11,860.00 |
| 2001 | 68 | 71 | 76 | 69 | 284 | T9 | 5,642.00 |
| 2002 | 74 | 71 | | | 145 | CUT | |
| 2003 | 70 | 71 | | | 141 | CUT | |
| 2004 | 76 | 70 | | | 146 | CUT | |
| 2005 | 68 | 71 | 66 | 71 | 276 | T31 | 25,499.00 |
| | | | | | | Total | \$50,396.00 |

MEADE, CHARLIE (79.00)

| Year | 1st | 2nd | 3rd | 4th | Total | Finish | Money |
|------|-----|-----|-----|-----|-------|--------|-------|
| 1987 | 80 | 78 | | | 158 | CUT | |
| | | | | | | Total | |

MEADE, LINDEN (74.25)

| Year | 1st | 2nd | 3rd | 4th | Total | Finish | Money |
|------|-----|-----|-----|-----|-------|--------|----------|
| 1971 | 72 | 69 | 79 | 77 | 297 | 88 | \$115.00 |
| | | | | | | Total | \$115.00 |

INDIVIDUAL RESULTS

MEDIATE, ROCCO (71.00)

| Year | 1st | 2nd | 3rd | 4th | Total | Finish | Money |
|------|-----|-----|-----|-----|-------|--------|--------------|
| 1986 | 71 | 72 | | | 143 | CUT | |
| 1987 | 70 | 71 | 74 | 72 | 287 | T71 | \$1,330.00 |
| 1988 | 69 | 70 | 67 | 68 | 274 | T14 | 11,900.00 |
| 1989 | 72 | 67 | 68 | 73 | 280 | T54 | 2,270.00 |
| 1990 | 65 | 69 | 70 | 65 | 269 | T2 | 66,000.00 |
| 1991 | 70 | 67 | 69 | 73 | 279 | T38 | 4,400.00 |
| 1992 | 73 | 73 | | | 146 | CUT | |
| 1993 | 68 | 70 | 72 | 67 | 277 | T7 | 30,125.00 |
| 1995 | 72 | 72 | | | 144 | CUT | |
| 1996 | 70 | 71 | 71 | 69 | 281 | T25 | 11,700.00 |
| 1997 | 73 | 75 | | | 148 | CUT | |
| 2005 | 73 | 69 | | | 142 | CUT | |
| 2012 | 66 | 70 | 69 | 71 | 276 | T47 | 14,584.61 |
| | | | | | | Total | \$142,309.61 |

MEDLIN, SCOTT (72.50)

| Year | 1st | 2nd | 3rd | 4th | Total | Finish | Money |
|------|-----|-----|-----|-----|-------|--------|-------|
| 1996 | 70 | 75 | | | 145 | CUT | |
| | | | | | | Total | |

MEDNICK, ADAM (73.50)

| Year | 1st | 2nd | 3rd | 4th | Total | Finish | Money |
|------|-----|-----|-----|-----|-------|--------|-------|
| 1997 | 72 | 75 | | | 147 | CUT | |
| | | | | | | Total | |

MEIERDIERKS, ERIC (74.50)

| Year | 1st | 2nd | 3rd | 4th | Total | Finish | Money |
|------|-----|-----|-----|-----|-------|--------|-------|
| 2013 | 72 | 77 | | | 149 | CUT | |
| | | | | | | Total | |

MELNYK, STEVE (70.07)

| Year | 1st | 2nd | 3rd | 4th | Total | Finish | Money |
|------|-----|-----|-----|-----|-------|--------|-------------|
| 1974 | 71 | 68 | 70 | 70 | 279 | T33 | \$949.09 |
| 1975 | 70 | 72 | 66 | 71 | 279 | T34 | 988.57 |
| 1976 | 71 | 70 | 73 | 65 | 279 | T26 | 1,491.00 |
| 1980 | 68 | 70 | 75 | 78 | 291 | 70 | 600.00 |
| 1981 | 69 | 70 | 68 | 74 | 281 | T80 | 522.00 |
| 1982 | 67 | 67 | 67 | 68 | 269 | T15 | 5,100.00 |
| 1983 | 65 | 68 | 70 | 73 | 276 | T23 | 2,528.57 |
| 1984 | 78 | | | | 78 | W/D | |
| | | | | | | Total | \$12,179.23 |

MENGERT, AL (72.25)

| Year | 1st | 2nd | 3rd | 4th | Total | Finish | Money |
|------|-----|-----|-----|-----|-------|--------|-------|
| 1955 | 70 | 72 | 74 | 73 | 289 | T34 | |
| | | | | | | Total | |

MENNE, ALLAN (75.91)

| Year | 1st | 2nd | 3rd | 4th | Total | Finish | Money |
|------|-----|-----|-----|-----|-------|--------|-------|
| 1988 | 75 | 71 | | | 146 | CUT | |
| 1989 | 82 | 72 | | | 154 | CUT | |
| 1991 | 71 | 76 | | | 147 | CUT | |
| 1992 | 73 | 82 | | | 155 | CUT | |
| 1993 | 77 | 80 | | | 157 | CUT | |
| 1996 | 79 | 73 | | | 152 | CUT | |
| | | | | | | Total | |

MENNE, BOB (70.13)

| Year | 1st | 2nd | 3rd | 4th | Total | Finish | Money |
|------|-----|-----|-----|-----|-------|--------|------------|
| 1972 | 68 | 72 | 72 | 74 | 286 | 63 | \$217.39 |
| 1975 | 69 | 68 | 68 | 70 | 275 | T18 | 2,400.00 |
| | | | | | | Total | \$2,617.39 |

MEOLA, CHARLES (77.00)

| Year | 1st | 2nd | 3rd | 4th | Total | Finish | Money |
|------|-----|-----|-----|-----|-------|--------|-------|
| 2003 | 72 | 82 | | | 154 | CUT | |
| | | | | | | Total | |

MERCER, HANK (76.00)

| Year | 1st | 2nd | 3rd | 4th | Total | Finish | Money |
|------|-----|-----|-----|-----|-------|--------|-------|
| 1953 | 76 | 74 | 78 | | 228 | W/D | |
| | | | | | | Total | |

MERRICK, JOHN (68.78)

| Year | 1st | 2nd | 3rd | 4th | Total | Finish | Money |
|------|-----|-----|-----|-----|-------|--------|--------------|
| 2007 | 74 | 79 | | | 153 | CUT | |
| 2009 | 65 | 67 | 65 | 69 | 266 | T11 | \$138,000.00 |
| 2010 | 69 | 69 | 71 | 64 | 273 | T34 | 29,025.00 |
| 2011 | 67 | 66 | 66 | 67 | 266 | T9 | 156,000.00 |
| 2012 | 72 | 65 | 73 | | 210 | T71 | 11,640 |
| 2013 | 65 | 71 | 71 | 70 | 277 | T30 | 32,584.00 |
| 2014 | 67 | 72 | 67 | 67 | 273 | T26 | 45,880.00 |
| 2015 | 72 | 67 | | | 139 | CUT | |
| | | | | | | Total | \$413,129.00 |

MERRINS, EDDIE (72.00)

| Year | 1st | 2nd | 3rd | 4th | Total | Finish | Money |
|------|-----|-----|-----|-----|-------|--------|-------|
| 1959 | 72 | 72 | 70 | 74 | 288 | T42 | |
| | | | | | | Total | |

INDIVIDUAL RESULTS

MERRITT, TROY (70.25)

| Year | 1st | 2nd | 3rd | 4th | Total | Finish | Money |
|------|-----|-----|-----|-----|-------|--------|-------------|
| 2010 | 71 | 74 | | | 145 | CUT | |
| 2011 | 69 | 69 | | | 138 | CUT | |
| 2014 | 71 | 66 | 72 | 71 | 280 | T67 | \$12,586.00 |
| 2015 | 69 | 70 | | | 139 | CUT | |
| 2016 | 73 | 68 | | | 141 | CUT | |
| | | | | | | Total | \$12,586.00 |

METHVIN, SONNY (71.75)

| Year | 1st | 2nd | 3rd | 4th | Total | Finish | Money |
|------|-----|-----|-----|-----|-------|--------|-------|
| 1965 | 67 | 73 | 78 | 69 | 287 | T64 | |
| | | | | | | Total | |

METZ, DICK (71.00)

| Year | 1st | 2nd | 3rd | 4th | Total | Finish | Money |
|------|-----|-----|-----|-----|-------|--------|---------|
| 1954 | 75 | 71 | 70 | 68 | 284 | T29 | \$55.00 |
| | | | | | | Total | \$55.00 |

MEYER, DENNIS (69.38)

| Year | 1st | 2nd | 3rd | 4th | Total | Finish | Money |
|------|-----|-----|-----|-----|-------|--------|------------|
| 1975 | 64 | 73 | 72 | 66 | 275 | T18 | \$2,400.00 |
| 1977 | 71 | 69 | 69 | 71 | 280 | T54 | 462.00 |
| | | | | | | Total | \$2,862.00 |

MEYERSON, LARS (73.50)

| Year | 1st | 2nd | 3rd | 4th | Total | Finish | Money |
|------|-----|-----|-----|-----|-------|--------|-------|
| 1983 | 74 | 73 | | | 147 | CUT | |
| | | | | | | Total | |

MIARTUZ, CHICO (72.00)

| Year | 1st | 2nd | 3rd | 4th | Total | Finish | Money |
|------|-----|-----|-----|-----|-------|--------|---------|
| 1963 | 74 | 71 | 73 | 70 | 288 | T42 | \$85.00 |
| | | | | | | Total | \$85.00 |

MICHEEL, SHAUN (69.88)

| Year | 1st | 2nd | 3rd | 4th | Total | Finish | Money |
|------|-----|-----|-----|-----|-------|--------|------------|
| 1994 | 69 | 75 | | | 144 | CUT | |
| 1997 | 74 | 69 | 71 | 70 | 284 | T73 | \$2,865.00 |
| 2000 | 69 | 71 | | | 140 | CUT | |
| 2002 | 75 | | | | 75 | W/D | |
| 2003 | 71 | 68 | 68 | 65 | 272 | 10 | 108,000.00 |
| 2010 | 72 | 65 | 65 | 71 | 273 | T34 | 29,025.00 |
| | | | | | | Total | |

\$139,890.00

MICKELSON, PHIL (68.61)

| Year | 1st | 2nd | 3rd | 4th | Total | Finish | Money |
|------|-----|-----|-----|-----|-------|--------|------------|
| 1992 | 69 | 75 | | | 144 | CUT | |
| 1994 | 65 | 72 | 70 | 72 | 279 | T26 | \$8,520.00 |
| 2001 | 67 | 68 | 61 | 68 | 264 | 1 | |
| | | | | | | | 558,000.00 |
| 2002 | 69 | 67 | 66 | 64 | 266 | 1 | 720,000.00 |
| 2003 | 67 | 73 | 70 | 72 | 282 | T58 | 8,800.00 |
| | | | | | | Total | |

\$1,295,320.00

MIDDLECOFF, CARY (69.25)

| Year | 1st | 2nd | 3rd | 4th | Total | Finish | Money |
|------|-----|-----|-----|-----|-------|--------|----------|
| 1954 | 65 | 71 | 70 | 71 | 277 | T11 | \$360.00 |
| | | | | | | Total | \$360.00 |

MIERNICKI, DANIEL (71.50)

| Year | 1st | 2nd | 3rd | 4th | Total | Finish | Money |
|------|-----|-----|-----|-----|-------|--------|-------|
| 2012 | 74 | 69 | | | 143 | CUT | |
| | | | | | | Total | |

MIKLES, LEE (69.00)

| Year | 1st | 2nd | 3rd | 4th | Total | Finish | Money |
|------|-----|-----|-----|-----|-------|--------|----------|
| 1978 | 68 | 69 | 67 | 72 | 276 | T38 | \$903.00 |
| | | | | | | Total | \$903.00 |

MILANOVICH, RON (69.75)

| Year | 1st | 2nd | 3rd | 4th | Total | Finish | Money |
|------|-----|-----|-----|-----|-------|--------|----------|
| 1980 | 70 | 69 | 67 | 73 | 279 | T46 | \$790.50 |
| | | | | | | Total | \$790.50 |

MILES, MIKE (73.50)

| Year | 1st | 2nd | 3rd | 4th | Total | Finish | Money |
|------|-----|-----|-----|-----|-------|--------|-------|
| 1989 | 74 | 73 | | | 147 | CUT | |
| | | | | | | Total | |

MILLER, ALLEN (70.04)

| Year | 1st | 2nd | 3rd | 4th | Total | Finish | Money |
|------|-----|-----|-----|-----|-------|--------|------------|
| 1972 | 67 | 70 | 71 | 72 | 280 | T32 | \$750.00 |
| 1975 | 71 | 68 | 73 | 68 | 280 | T41 | 760.00 |
| 1976 | 70 | 70 | 68 | 72 | 280 | T33 | 1,063.12 |
| 1979 | 70 | 69 | 70 | 71 | 280 | T39 | 1,140.00 |
| 1980 | 69 | 70 | 69 | 67 | 275 | T23 | 2,528.58 |
| 1981 | 70 | 70 | | | 140 | CUT | |
| 1982 | 68 | 71 | 69 | 73 | 281 | T70 | 588.00 |
| 1985 | 75 | | | | 75 | W/D | |
| | | | | | | Total | \$6,829.70 |

INDIVIDUAL RESULTS

MILLER, ANDY (71.50)

| Year | 1st | 2nd | 3rd | 4th | Total | Finish CUT | Money |
|------|-----|-----|-----|-----|-------|---------------|-------|
| 2003 | 75 | 68 | | | 143 | Total | |

MILLER, BRADY (69.25)

| Year | 1st | 2nd | 3rd | 4th | Total | Finish Total | Money |
|------|-----|-----|-----|-----|-------|-----------------|------------|
| 1977 | 66 | 72 | 69 | 70 | 277 | T31 | \$1,165.50 |
| | | | | | | Total | \$1,165.50 |

MILLER, DAVE (75.50)

| Year | 1st | 2nd | 3rd | 4th | Total | Finish Total | Money |
|------|-----|-----|-----|-----|-------|-----------------|-------|
| 1955 | 79 | 75 | 75 | 73 | 302 | T67 | |
| | | | | | | Total | |

MILLER, JOHNNY (69.25)

| Year | 1st | 2nd | 3rd | 4th | Total | Finish Total | Money |
|------|-----|-----|-----|-----|-------|-----------------|------------|
| 1969 | 72 | 71 | 68 | 71 | 282 | T50 | \$165.71 |
| 1971 | 65 | 70 | 72 | 71 | 278 | T31 | 592.00 |
| 1975 | 69 | 67 | 68 | 67 | 271 | T7 | 6,150.00 |
| 1977 | 70 | 69 | 70 | 68 | 277 | T31 | 1,165.50 |
| | | | | | | Total | \$8,073.21 |

MILLER, LINDY (70.86)

| Year | 1st | 2nd | 3rd | 4th | Total | Finish Total | Money |
|------|-----|-----|-----|-----|-------|-----------------|-------------|
| 1980 | 67 | 67 | 66 | 70 | 270 | 4 | \$14,400.00 |
| 1981 | 70 | 71 | | | 141 | CUT | |
| 1982 | 76 | 68 | | | 144 | CUT | |
| 1983 | 65 | 73 | 75 | 75 | 288 | T68 | 609.00 |
| 1984 | 74 | 75 | | | 149 | CUT | |
| | | | | | | Total | \$15,009.00 |

MILLER, ZACH (71.00)

| Year | 1st | 2nd | 3rd | 4th | Total | Finish Total | Money |
|------|-----|-----|-----|-----|-------|-----------------|-------------|
| 2011 | 70 | 66 | 76 | 72 | 284 | 73 | \$11,760.00 |
| | | | | | | Total | \$11,760.00 |

MILLET, HONALD (71.50)

| Year | 1st | 2nd | 3rd | 4th | Total | Finish Total | Money |
|------|-----|-----|-----|-----|-------|-----------------|-------|
| 1960 | 70 | 71 | 72 | 73 | 286 | T45 | |
| | | | | | | Total | |

MILLS, JON (68.50)

| Year | 1st | 2nd | 3rd | 4th | Total | Finish Total | Money |
|------|-----|-----|-----|-----|-------|-----------------|-------------|
| 2006 | 69 | 72 | | | 141 | CUT | |
| 2008 | 70 | 64 | 65 | 71 | 270 | T19 | \$65,250.00 |
| | | | | | | Total | \$65,250.00 |

MILNE, CHUCK (72.00)

| Year | 1st | 2nd | 3rd | 4th | Total | Finish Total | Money |
|------|-----|-----|-----|-----|-------|-----------------|-------|
| 1977 | 68 | 71 | 76 | 73 | 288 | 79 | |
| | | | | | | Total | |

MINER, CLEM (73.25)

| Year | 1st | 2nd | 3rd | 4th | Total | Finish Total | Money |
|------|-----|-----|-----|-----|-------|-----------------|-------|
| 1953 | 76 | 67 | 71 | 72 | 286 | T41 | |
| 1959 | 74 | 72 | 73 | 81 | 300 | 72 | |
| | | | | | | Total | |

MITCHELL, BOBBY (69.60)

| Year | 1st | 2nd | 3rd | 4th | Total | Finish Total | Money |
|------|-----|-----|-----|-----|-------|-----------------|------------|
| 1968 | 68 | 68 | 71 | 72 | 279 | T17 | \$1,300.00 |
| 1969 | 68 | 72 | 70 | 69 | 279 | T31 | 612.50 |
| 1970 | 71 | 70 | 69 | 69 | 279 | T30 | 593.75 |
| 1971 | 73 | 68 | 70 | 68 | 279 | T42 | 352.00 |
| 1973 | 70 | 67 | 70 | 69 | 276 | T44 | 603.33 |
| | | | | | | Total | \$3,461.58 |

MITCHELL, GENE (72.00)

| Year | 1st | 2nd | 3rd | 4th | Total | Finish Total | Money |
|------|-----|-----|-----|-----|-------|-----------------|-------|
| 1965 | 71 | 70 | 73 | 74 | 288 | T69 | |
| | | | | | | Total | |

MITCHELL, JEFF (69.88)

| Year | 1st | 2nd | 3rd | 4th | Total | Finish Total | Money |
|------|-----|-----|-----|-----|-------|-----------------|------------|
| 1980 | 71 | 73 | | | 144 | CUT | |
| 1981 | 67 | 71 | 68 | 74 | 280 | T74 | \$561.00 |
| 1982 | 70 | 67 | 68 | 67 | 272 | T28 | 1,791.82 |
| 1983 | 69 | 72 | | | 141 | CUT | |
| 1984 | 70 | 69 | 68 | 74 | 281 | T20 | 4,333.34 |
| | | | | | | Total | \$6,686.16 |

MITCHELL, JOE (74.20)

| Year | 1st | 2nd | 3rd | 4th | Total | Finish Total | Money |
|------|-----|-----|-----|-----|-------|-----------------|-------|
| 1952 | 71 | 73 | 70 | 79 | 293 | T45 | |
| 1954 | 71 | 75 | 80 | | 226 | W/D | |
| 1955 | 75 | 77 | 75 | 77 | 304 | T71 | |
| 1959 | 74 | 74 | 69 | 73 | 290 | T51 | |
| | | | | | | Total | |

MIYAMOTO, KATSUMASA (71.50)

| Year | 1st | 2nd | 3rd | 4th | Total | Finish Total | Money |
|------|-----|-----|-----|-----|-------|-----------------|-------|
| 1999 | 72 | 71 | | | 143 | CUT | |
| | | | | | | Total | |

INDIVIDUAL RESULTS

MIYASE, HIROFUMI (70.75)

| Year | 1st | 2nd | 3rd | 4th | Total | Finish | Money |
|------|-----|-----|-----|-----|-------|--------|------------|
| 2004 | 72 | 68 | 73 | 70 | 283 | T67 | \$8,526.00 |
| | | | | | | Total | \$8,526.00 |

MIZE, LARRY (69.45)

| Year | 1st | 2nd | 3rd | 4th | Total | Finish | Money |
|------|-----|-----|-----|-----|-------|--------|--------------|
| 1982 | 71 | 66 | 67 | 68 | 272 | T28 | \$1,791.82 |
| 1983 | 73 | 72 | | | 145 | CUT | |
| 1984 | 69 | 74 | 69 | 73 | 285 | T37 | 1,680.00 |
| 1985 | 71 | 70 | 69 | 68 | 278 | T29 | 3,652.50 |
| 1990 | 70 | 69 | 67 | 68 | 274 | T27 | 6,516.66 |
| 1996 | 77 | 67 | | | 144 | CUT | |
| 1997 | 68 | 69 | 70 | 70 | 277 | T29 | 9,537.50 |
| 1998 | 68 | 63 | 66 | 69 | 266 | T2 | 176,000.00 |
| 1999 | 69 | 69 | 67 | 71 | 276 | T46 | 6,587.50 |
| 2001 | 65 | 72 | 71 | 69 | 277 | T50 | 7,477.20 |
| 2002 | 77 | 71 | | | 148 | CUT | |
| 2005 | 73 | 72 | | | 145 | CUT | |
| 2006 | 68 | 74 | | | 142 | CUT | |
| 2008 | 67 | 70 | 67 | 70 | 274 | 44 | 21,000.00 |
| | | | | | | Total | \$234,243.18 |

MIZUMAKI, YOSHINORI (70.25)

| Year | 1st | 2nd | 3rd | 4th | Total | Finish | Money |
|------|-----|-----|-----|-----|-------|--------|------------|
| 1994 | 70 | 70 | 69 | 72 | 281 | T40 | \$4,440.00 |
| | | | | | | Total | \$4,440.00 |

MOGG, BRIAN (74.00)

| Year | 1st | 2nd | 3rd | 4th | Total | Finish | Money |
|------|-----|-----|-----|-----|-------|--------|-------|
| 1986 | 79 | 75 | | | 154 | CUT | |
| 1987 | 73 | 71 | | | 144 | CUT | |
| 1988 | 72 | 74 | | | 146 | CUT | |
| | | | | | | Total | |

MOLDER, BRYCE (69.71)

| Year | 1st | 2nd | 3rd | 4th | Total | Finish | Money |
|------|-----|-----|-----|-----|-------|--------|--------------|
| 2002 | 72 | 78 | | | 150 | CUT | |
| 2007 | 74 | 77 | | | 151 | CUT | |
| 2009 | 67 | 66 | 67 | 69 | 269 | T19 | \$75,300.00 |
| 2010 | 68 | 70 | 72 | 72 | 282 | 73 | 11,640.00 |
| 2011 | 65 | 66 | 64 | 70 | 265 | T6 | 201,000.00 |
| 2012 | 71 | 67 | 67 | 74 | 279 | T64 | 12,600.00 |
| 2013 | 67 | 70 | 73 | 67 | 277 | T30 | 32,584.00 |
| 2014 | 73 | 69 | | | 142 | CUT | |
| 2015 | 66 | 71 | 70 | 71 | 278 | T64 | 13,440.00 |
| 2016 | 69 | 70 | 66 | 72 | 277 | T56 | 14,718.00 |
| | | | | | | Total | \$361,282.00 |

MOLINA, FLORENTINO (69.75)

| Year | 1st | 2nd | 3rd | 4th | Total | Finish | Money |
|------|-----|-----|-----|-----|-------|--------|------------|
| 1976 | 72 | 68 | 72 | 69 | 281 | T41 | \$695.34 |
| 1977 | 74 | 66 | 67 | 70 | 277 | T31 | 1,165.50 |
| | | | | | | Total | \$1,860.84 |

MOLINARI, FRANCESCO (68.63)

| Year | 1st | 2nd | 3rd | 4th | Total | Finish | Money |
|------|-----|-----|-----|-----|-------|--------|-------------|
| 2015 | 67 | 66 | 69 | 71 | 273 | T25 | \$41,234.29 |
| 2016 | 71 | 67 | 65 | 73 | 276 | T47 | 16,573.33 |
| | | | | | | Total | \$57,807.62 |

MOLLIKA, TONY (74.00)

| Year | 1st | 2nd | 3rd | 4th | Total | Finish | Money |
|------|-----|-----|-----|-----|-------|--------|-------|
| 1997 | 73 | 75 | | | 148 | CUT | |
| | | | | | | Total | |

MONROE, LLOYD (72.00)

| Year | 1st | 2nd | 3rd | 4th | Total | Finish | Money |
|------|-----|-----|-----|-----|-------|--------|-------|
| 1963 | 75 | 71 | 71 | 71 | 288 | T42 | |
| | | | | | | Total | |

MONTGOMERY, JACK (69.75)

| Year | 1st | 2nd | 3rd | 4th | Total | Finish | Money |
|------|-----|-----|-----|-----|-------|--------|------------|
| 1968 | 72 | 67 | 69 | 68 | 276 | T7 | \$2,975.00 |
| 1969 | 71 | 72 | 71 | 68 | 282 | T50 | 165.72 |
| | | | | | | Total | \$3,140.72 |

MOODY, GRIFF (71.25)

| Year | 1st | 2nd | 3rd | 4th | Total | Finish | Money |
|------|-----|-----|-----|-----|-------|--------|------------|
| 1984 | 67 | 72 | 74 | 72 | 285 | T37 | \$1,680.00 |
| | | | | | | Total | \$1,680.00 |

MOODY, ORVILLE (70.30)

| Year | 1st | 2nd | 3rd | 4th | Total | Finish | Money |
|------|-----|-----|-----|-----|-------|--------|----------|
| 1970 | | | | | 143 | CUT | |
| 1977 | 68 | 73 | 72 | 69 | 282 | T64 | \$351.83 |
| 1978 | 68 | 68 | 71 | 71 | 278 | T46 | 559.43 |
| | | | | | | Total | \$911.26 |

MOONEY, MITCH (75.50)

| Year | 1st | 2nd | 3rd | 4th | Total | Finish | Money |
|------|-----|-----|-----|-----|-------|--------|-------|
| 1980 | 75 | 76 | | | 151 | CUT | |
| | | | | | | Total | |

INDIVIDUAL RESULTS

MOORE, JR., JOE (69.50)

| Year | 1st | 2nd | 3rd | 4th | Total | Finish | Money |
|------|-----|-----|-----|-----|-------|--------|----------|
| 1953 | 67 | 69 | 69 | 70 | 275 | T9 | \$550.00 |
| 1961 | 70 | 70 | 70 | 71 | 281 | T30 | 106.25 |
| | | | | | | Total | \$656.25 |

MOORE, RYAN (67.68)

| Year | 1st | 2nd | 3rd | 4th | Total | Finish | Money |
|------|-----|-----|-----|-----|-------|--------|----------------|
| 2006 | 69 | 66 | 67 | 67 | 269 | T2 | \$387,200.00 |
| 2007 | 66 | 71 | 69 | 72 | 278 | T33 | 33,900.00 |
| 2008 | 69 | 74 | | | 143 | CUT | |
| 2009 | 66 | 65 | 68 | 64 | 263 | T4 | 248,000.00 |
| 2010 | 68 | 67 | 69 | 66 | 270 | T13 | 99,750.00 |
| 2011 | 64 | 70 | 64 | 63 | 261 | T2 | 528,000.00 |
| 2012 | 72 | 67 | 69 | 68 | 276 | T47 | 14,584.62 |
| 2013 | 68 | 70 | 66 | 68 | 272 | T7 | 196,725.00 |
| 2014 | 63 | 68 | 66 | 71 | 268 | T5 | 235,600.00 |
| 2016 | 70 | 66 | 66 | 70 | 272 | T17 | 83,490.00 |
| | | | | | | Total | \$1,827,249.62 |

MOORE, TOMMY (72.50)

| Year | 1st | 2nd | 3rd | 4th | Total | Finish | Money |
|------|-----|-----|-----|-----|-------|--------|-------|
| 1990 | 71 | 69 | | | 140 | CUT | |
| 1991 | 69 | 73 | | | 142 | CUT | |
| 1994 | 80 | 73 | | | 153 | CUT | |
| | | | | | | Total | |

MORALES, WILFREDO (72.50)

| Year | 1st | 2nd | 3rd | 4th | Total | Finish | Money |
|------|-----|-----|-----|-----|-------|--------|-------|
| 2003 | 74 | 71 | | | 145 | CUT | |
| | | | | | | Total | |

MORAN, PAUL (70.35)

| Year | 1st | 2nd | 3rd | 4th | Total | Finish | Money |
|------|-----|-----|-----|-----|-------|--------|------------|
| 1970 | 66 | 70 | 71 | 72 | 279 | T30 | \$593.75 |
| 1971 | 69 | 67 | 71 | 75 | 282 | T61 | 115.79 |
| 1972 | 67 | 66 | 71 | 73 | 277 | T14 | 2,062.50 |
| 1974 | 70 | 71 | 73 | 73 | 287 | 69 | 310.00 |
| 1976 | 74 | 67 | 70 | 71 | 282 | T50 | 519.50 |
| | | | | | | Total | \$3,601.54 |

MORGAN, GIL (69.57)

| Year | 1st | 2nd | 3rd | 4th | Total | Finish | Money |
|------|-----|-----|-----|-----|-------|--------|-------------|
| 1978 | 66 | 67 | 69 | 69 | 271 | T7 | \$6,457.50 |
| 1981 | 73 | 70 | | | 143 | CUT | |
| 1985 | 69 | 69 | 69 | 68 | 275 | T14 | 10,200.00 |
| 1987 | 70 | 67 | 67 | 71 | 275 | T11 | 15,400.00 |
| 1988 | 67 | 70 | 69 | 72 | 278 | T36 | 3,013.78 |
| 1990 | 66 | 76 | | | 142 | CUT | |
| 1991 | 72 | 74 | | | 146 | CUT | |
| 1992 | 66 | 68 | 71 | 72 | 277 | T5 | 36,500.00 |
| 1994 | 68 | 73 | 68 | 71 | 280 | T33 | 6,205.72 |
| | | | | | | Total | \$77,777.00 |

MORGAN, JOHN (71.00)

| Year | 1st | 2nd | 3rd | 4th | Total | Finish | Money |
|------|-----|-----|-----|-----|-------|--------|------------|
| 2003 | 69 | 71 | 71 | 73 | 284 | T68 | \$8,080.00 |
| | | | | | | Total | \$8,080.00 |

MORGAN, PETE (69.25)

| Year | 1st | 2nd | 3rd | 4th | Total | Finish | Money |
|------|-----|-----|-----|-----|-------|--------|------------|
| 1998 | 64 | 71 | 69 | 73 | 277 | T47 | \$5,022.22 |
| | | | | | | Total | \$5,022.22 |

MORLAND IV, DAVID (72.38)

| Year | 1st | 2nd | 3rd | 4th | Total | Finish | Money |
|------|-----|-----|-----|-----|-------|--------|-------|
| 2000 | 76 | 70 | | | 146 | CUT | |
| 2001 | 71 | 70 | | | 141 | CUT | |
| 2002 | 71 | 71 | | | 142 | CUT | |
| 2004 | 77 | 73 | | | 150 | CUT | |
| | | | | | | Total | |

MORLEY, MIKE (70.17)

| Year | 1st | 2nd | 3rd | 4th | Total | Finish | Money |
|------|-----|-----|-----|-----|-------|--------|------------|
| 1973 | 71 | 69 | 71 | 71 | 282 | T69 | \$305.00 |
| 1975 | 70 | 69 | 74 | 72 | 285 | T62 | 350.00 |
| 1978 | 71 | 68 | 69 | 73 | 281 | T63 | 372.75 |
| 1981 | 66 | 67 | 69 | 68 | 270 | T15 | 4,357.50 |
| 1982 | 72 | 73 | | | 145 | CUT | |
| | | | | | | Total | \$5,385.25 |

MORSE, ANDY (72.50)

| Year | 1st | 2nd | 3rd | 4th | Total | Finish | Money |
|------|-----|-----|-----|-----|-------|--------|------------|
| 1985 | 73 | 77 | | | 150 | CUT | |
| 1996 | 75 | 67 | 71 | 72 | 285 | T49 | \$3,634.29 |
| | | | | | | Total | \$3,634.29 |

MORSE, JOHN (71.06)

| Year | 1st | 2nd | 3rd | 4th | Total | Finish | Money |
|------|-----|-----|-----|-----|-------|--------|-------------|
| 1994 | 69 | 69 | 71 | 72 | 281 | T40 | \$4,440.00 |
| 1995 | 73 | 75 | | | 148 | CUT | |
| 1996 | 71 | 69 | 69 | 72 | 281 | T25 | 11,700.00 |
| 1997 | 67 | 71 | 69 | 77 | 284 | T73 | 2,865.00 |
| 1998 | 77 | 65 | | | 142 | CUT | |
| 2003 | 72 | 71 | | | 143 | CUT | |
| | | | | | | Total | \$19,005.00 |

INDIVIDUAL RESULTS

MORTON, AL (72.50)

| Year | 1st | 2nd | 3rd | 4th | Total | Finish CUT | Money |
|------|-----|-----|-----|-----|-------|------------|-------|
| 1982 | 69 | 76 | | | 145 | Total | |

MORTON, RICK (74.00)

| Year | 1st | 2nd | 3rd | 4th | Total | Finish CUT | Money |
|------|-----|-----|-----|-----|-------|------------|-------|
| 1989 | 74 | 74 | | | 148 | Total | |

MOSEL, STAN (73.25)

| Year | 1st | 2nd | 3rd | 4th | Total | Finish T65 | Money |
|------|-----|-----|-----|-----|-------|------------|-------|
| 1963 | 72 | 70 | 76 | 75 | 293 | Total | |

MOSS, PERRY (71.00)

| Year | 1st | 2nd | 3rd | 4th | Total | Finish 69 | Money |
|------|-----|-----|-----|-----|-------|-----------|------------|
| 1999 | 68 | 71 | 73 | 71 | 283 | CUT | \$5,050.00 |
| 2000 | 71 | 72 | | | 143 | Total | \$5,050.00 |

MOWRY, LARRY (70.82)

| Year | 1st | 2nd | 3rd | 4th | Total | Finish T56 | Money |
|------|-----|-----|-----|-----|-------|------------|------------|
| 1962 | 72 | 72 | 74 | 71 | 289 | T56 | |
| 1964 | 72 | 68 | 73 | 65 | 278 | T15 | \$872.23 |
| 1965 | 68 | 71 | 71 | 70 | 280 | T21 | 777.78 |
| 1966 | 68 | 72 | 67 | 71 | 278 | T31 | 650.00 |
| 1967 | 68 | 75 | 72 | 70 | 285 | T47 | 220.00 |
| 1968 | 72 | 71 | 72 | 77 | 292 | 67 | |
| 1969 | 70 | 68 | 73 | 70 | 281 | T42 | 297.50 |
| | | | | | | Total | \$2,817.51 |

MUCHA, BOB (77.75)

| Year | 1st | 2nd | 3rd | 4th | Total | Finish CUT | Money |
|------|-----|-----|-----|-----|-------|------------|-------|
| 1997 | 76 | 78 | | | 154 | CUT | |
| 2004 | 82 | 75 | | | 157 | Total | |

MUDD, JODIE (70.07)

| Year | 1st | 2nd | 3rd | 4th | Total | Finish T15 | Money |
|------|-----|-----|-----|-----|-------|------------|-------------|
| 1982 | 66 | 66 | 71 | 66 | 269 | T15 | \$5,100.00 |
| 1983 | 71 | 75 | | | 146 | CUT | |
| 1984 | 71 | 72 | 73 | 71 | 287 | T54 | 896.00 |
| 1985 | 68 | 67 | 70 | 66 | 271 | T2 | 52,800.00 |
| 1986 | 71 | 70 | 68 | 70 | 279 | T36 | 3,154.85 |
| 1987 | 78 | | | | 78 | W/D | |
| 1990 | 68 | 69 | 70 | 72 | 279 | T58 | 2,200.00 |
| 1992 | 68 | 68 | 74 | 73 | 283 | T36 | 4,608.33 |
| | | | | | | Total | \$68,759.18 |

MUEHR, MICHAEL (71.00)

| Year | 1st | 2nd | 3rd | 4th | Total | Finish CUT | Money |
|------|-----|-----|-----|-----|-------|------------|-------|
| 2001 | 69 | 73 | | | 142 | CUT | |
| 2002 | 71 | 71 | | | 142 | Total | |

MULROY, GARTH (69.33)

| Year | 1st | 2nd | 3rd | 4th | Total | Finish CUT | Money |
|------|-----|-----|-----|-----|-------|------------|-------------|
| 2010 | 71 | 71 | | | 142 | CUT | |
| 2012 | 68 | 69 | 69 | 68 | 274 | T29 | \$36,525.00 |
| | | | | | | Total | \$36,525.00 |

MUNCRIEF, KEVIN (76.00)

| Year | 1st | 2nd | 3rd | 4th | Total | Finish CUT | Money |
|------|-----|-----|-----|-----|-------|------------|-------|
| 2004 | 76 | 76 | | | 152 | Total | |

MURCHISON, BILL (71.10)

| Year | 1st | 2nd | 3rd | 4th | Total | Finish 69 | Money |
|------|-----|-----|-----|-----|-------|-----------|------------|
| 1980 | 70 | 68 | 74 | 75 | 287 | 69 | \$606.00 |
| 1983 | 67 | 67 | 71 | 72 | 277 | T30 | 1,706.67 |
| 1993 | 71 | 76 | | | 147 | Total | \$2,312.67 |

MURPHY, BOB (69.50)

| Year | 1st | 2nd | 3rd | 4th | Total | Finish T18 | Money |
|------|-----|-----|-----|-----|-------|------------|-------------|
| 1969 | 66 | 73 | 68 | 69 | 276 | T18 | \$1,350.00 |
| 1970 | 66 | 66 | 66 | 69 | 267 | 1 | 20,000.00 |
| 1971 | 71 | 67 | 71 | 69 | 278 | T31 | 592.00 |
| 1973 | 71 | 69 | 70 | 72 | 282 | T69 | 305.00 |
| 1974 | 65 | 72 | 70 | 70 | 277 | T20 | 1,928.57 |
| 1975 | 70 | 69 | 71 | 67 | 277 | T27 | 1,480.00 |
| 1976 | 69 | 69 | 71 | 69 | 278 | T21 | 1,995.00 |
| 1978 | 67 | 70 | 68 | 73 | 278 | T46 | 559.43 |
| 1979 | 68 | 68 | 72 | 66 | 274 | T14 | 5,250.00 |
| 1980 | 67 | 66 | 73 | 68 | 274 | T17 | 4,060.00 |
| 1981 | 68 | 66 | 70 | 66 | 270 | T15 | 4,357.50 |
| 1982 | 70 | 71 | | | 141 | CUT | |
| 1983 | 67 | 68 | 64 | 74 | 273 | T9 | 7,800.00 |
| 1985 | 73 | 71 | | | 144 | CUT | |
| 1986 | 69 | 73 | 74 | 78 | 294 | 78 | 1,288.00 |
| 1987 | 71 | 72 | | | 143 | CUT | |
| 1989 | 69 | 73 | | | 142 | CUT | |
| 1990 | 72 | 69 | | | 141 | Total | \$50,965.50 |

INDIVIDUAL RESULTS

MURPHY, SEAN (71.17)

| Year | 1st | 2nd | 3rd | 4th | Total | Finish | Money |
|------|-----|-----|-----|-----|-------|--------|------------|
| 1990 | 69 | 73 | | | 142 | CUT | |
| 1994 | 74 | 70 | | | 144 | CUT | |
| 1996 | 70 | 77 | | | 147 | CUT | |
| 1999 | 71 | 71 | | | 142 | CUT | |
| 2001 | 67 | 73 | 74 | 65 | 279 | T61 | \$6,603.00 |
| | | | | | | Total | \$6,603.00 |

MURRAY, BRENT (71.50)

| Year | 1st | 2nd | 3rd | 4th | Total | Finish | Money |
|------|-----|-----|-----|-----|-------|--------|-------|
| 1981 | 72 | 71 | | | 143 | CUT | |
| | | | | | | Total | |

NA, KEVIN (69.33)

| Year | 1st | 2nd | 3rd | 4th | Total | Finish | Money |
|------|-----|-----|-----|-----|-------|--------|--------------|
| 2004 | 72 | 67 | 69 | 69 | 277 | T32 | \$20,440.00 |
| 2005 | 70 | 70 | 75 | 65 | 280 | T54 | 9,718.00 |
| 2007 | 70 | 67 | 69 | 67 | 273 | T9 | 156,000.00 |
| 2008 | 69 | 66 | 69 | 72 | 276 | T52 | 13,851.43 |
| 2009 | 67 | | | | 67 | W/D | |
| 2011 | 74 | 68 | | | 142 | CUT | |
| 2015 | 73 | 68 | | | 141 | CUT | |
| | | | | | | Total | \$200,009.43 |

NAGLE, KEL (69.33)

| Year | 1st | 2nd | 3rd | 4th | Total | Finish | Money |
|------|-----|-----|-----|-----|-------|--------|------------|
| 1966 | 66 | 72 | 70 | 65 | 273 | T9 | \$2,620.00 |
| 1967 | 69 | 68 | 70 | 68 | 275 | T7 | 3,100.00 |
| 1968 | 71 | 70 | 69 | 74 | 284 | 42 | 400.00 |
| | | | | | | Total | \$6,120.00 |

NAKAJIMA, TOMMY (69.75)

| Year | 1st | 2nd | 3rd | 4th | Total | Finish | Money |
|------|-----|-----|-----|-----|-------|--------|----------|
| 1983 | 69 | 67 | 73 | 70 | 279 | T43 | \$876.60 |
| | | | | | | Total | \$876.60 |

NAKAMURA, TATSUAKI (78.50)

| Year | 1st | 2nd | 3rd | 4th | Total | Finish | Money |
|------|-----|-----|-----|-----|-------|--------|-------|
| 2002 | 75 | 82 | | | 157 | CUT | |
| | | | | | | Total | |

NALLEN, CHRIS (69.75)

| Year | 1st | 2nd | 3rd | 4th | Total | Finish | Money |
|------|-----|-----|-----|-----|-------|--------|-------------|
| 2004 | 69 | 70 | 74 | 66 | 279 | T49 | \$10,365.60 |
| | | | | | | Total | \$10,365.60 |

NARY, BILL (71.40)

| Year | 1st | 2nd | 3rd | 4th | Total | Finish | Money |
|------|-----|-----|-----|-----|-------|--------|----------|
| 1952 | 70 | 67 | 74 | 74 | 285 | T20 | \$205.00 |
| 1954 | 73 | 70 | 71 | 72 | 286 | T41 | |
| 1955 | 75 | 69 | 73 | 76 | 293 | T50 | |
| 1956 | 70 | 69 | 72 | 72 | 283 | T28 | 41.25 |
| 1957 | 67 | 68 | 71 | 75 | 281 | T19 | 337.50 |
| | | | | | | Total | \$583.75 |

NELFORD, JIM (70.73)

| Year | 1st | 2nd | 3rd | 4th | Total | Finish | Money |
|------|-----|-----|-----|-----|-------|--------|------------|
| 1978 | 68 | 68 | 72 | 71 | 279 | T53 | \$467.34 |
| 1979 | 69 | 70 | 72 | 75 | 286 | 68 | 612.00 |
| 1980 | 75 | 73 | | | 148 | CUT | |
| 1981 | 68 | 65 | 72 | 69 | 274 | T47 | 807.00 |
| 1985 | 71 | 66 | 70 | 69 | 276 | T19 | 6,771.43 |
| 1987 | 76 | 73 | | | 149 | CUT | |
| 1988 | 70 | 74 | | | 144 | CUT | |
| | | | | | | Total | \$8,657.77 |

NELSON, LARRY (69.23)

| Year | 1st | 2nd | 3rd | 4th | Total | Finish | Money |
|------|-----|-----|-----|-----|-------|--------|-------------|
| 1974 | 68 | 71 | 69 | 69 | 277 | T20 | \$1,928.57 |
| 1975 | 68 | 66 | 67 | 68 | 269 | T4 | 8,800.00 |
| 1976 | 71 | 67 | 68 | 70 | 276 | T18 | 2,730.00 |
| 1977 | 68 | 66 | 69 | 65 | 268 | T2 | 19,425.00 |
| 1978 | 64 | 67 | 70 | 71 | 272 | T9 | 4,357.50 |
| 1979 | 69 | 71 | 72 | 72 | 284 | T62 | 645.00 |
| 1980 | 73 | 69 | | | 142 | CUT | |
| 1982 | 70 | 69 | 65 | 68 | 272 | T28 | 1,791.82 |
| 1984 | 73 | 70 | 67 | 72 | 282 | T26 | 3,140.00 |
| 1995 | 75 | 71 | | | 146 | CUT | |
| 1996 | 70 | 70 | 69 | 72 | 281 | T25 | 11,700.00 |
| | | | | | | Total | \$54,517.89 |

NETCHO, JOHN (76.75)

| Year | 1st | 2nd | 3rd | 4th | Total | Finish | Money |
|------|-----|-----|-----|-----|-------|--------|-------|
| 1955 | 75 | 79 | 74 | 79 | 307 | 73 | |
| | | | | | | Total | |

NETTELBLADT, HARRY (72.38)

| Year | 1st | 2nd | 3rd | 4th | Total | Finish | Money |
|------|-----|-----|-----|-----|-------|--------|----------|
| 1952 | 74 | 74 | 69 | 68 | 285 | T20 | \$205.00 |
| 1953 | 77 | 73 | 75 | 74 | 299 | T59 | |
| 1954 | 73 | 70 | 70 | 72 | 285 | T35 | |
| 1955 | 75 | 71 | 74 | 71 | 291 | T42 | |
| 1957 | 75 | 74 | 73 | 74 | 296 | T61 | |
| 1958 | 70 | 70 | 72 | 69 | 281 | T31 | 115.00 |
| | | | | | | Total | \$320.00 |

INDIVIDUAL RESULTS

NEVIL, DWIGHT (70.21)

| Year | 1st | 2nd | 3rd | 4th | Total | Finish | Money |
|------|-----|-----|-----|-----|-------|--------|------------|
| 1971 | 67 | 70 | 72 | 69 | 278 | T31 | \$592.00 |
| 1972 | 68 | 73 | 71 | 72 | 284 | T52 | 217.39 |
| 1974 | 68 | 70 | 71 | 70 | 279 | T33 | 949.09 |
| 1976 | 69 | 70 | 73 | 69 | 281 | T41 | 695.34 |
| 1977 | 67 | 71 | 71 | 70 | 279 | T45 | 567.00 |
| 1978 | 71 | 69 | 71 | 73 | 284 | T73 | |
| | | | | | | Total | \$3,020.82 |

NEWQUIST, DAVE (69.00)

| Year | 1st | 2nd | 3rd | 4th | Total | Finish | Money |
|------|-----|-----|-----|-----|-------|--------|------------|
| 1977 | 68 | 69 | 66 | 73 | 276 | T25 | \$1,585.50 |
| | | | | | | Total | \$1,585.50 |

NEWTON III, GUY (74.50)

| Year | 1st | 2nd | 3rd | 4th | Total | Finish | Money |
|------|-----|-----|-----|-----|-------|--------|-------|
| 1989 | 74 | 75 | | | 149 | CUT | |
| | | | | | | Total | |

NEWTON, JACK (69.50)

| Year | 1st | 2nd | 3rd | 4th | Total | Finish | Money |
|------|-----|-----|-----|-----|-------|--------|------------|
| 1977 | 69 | 71 | 69 | 70 | 279 | T45 | \$567.00 |
| 1981 | 70 | 69 | 66 | 74 | 279 | T71 | 588.00 |
| 1982 | 71 | 68 | 65 | 72 | 276 | T54 | 681.00 |
| | | | | | | Total | \$1,836.00 |

NICHOLS, BOBBY (69.58)

| Year | 1st | 2nd | 3rd | 4th | Total | Finish | Money |
|------|-----|-----|-----|-----|-------|--------|-------------|
| 1960 | 76 | 69 | 70 | 67 | 282 | T27 | \$146.67 |
| 1961 | 68 | 69 | 74 | 74 | 285 | T52 | |
| 1964 | 70 | 70 | 69 | 70 | 279 | T24 | 662.50 |
| 1966 | 67 | 70 | 69 | 71 | 277 | T26 | 800.00 |
| 1968 | 72 | 70 | 70 | 65 | 277 | T11 | 2,200.00 |
| 1971 | 68 | 68 | 68 | 69 | 273 | T14 | 1,760.00 |
| 1973 | 67 | 69 | 69 | 66 | 271 | T21 | 2,100.00 |
| 1979 | 71 | 70 | 70 | 70 | 281 | T47 | 761.25 |
| 1980 | 73 | 64 | 64 | 72 | 273 | T14 | 5,400.00 |
| 1981 | 71 | 66 | 71 | 71 | 279 | T71 | 588.00 |
| 1982 | 67 | 72 | 73 | 69 | 281 | T70 | 588.00 |
| 1985 | 73 | 68 | 69 | 72 | 282 | T50 | 1,461.00 |
| | | | | | | Total | \$16,467.42 |

NICKLAUS, GARY (70.88)

| Year | 1st | 2nd | 3rd | 4th | Total | Finish | Money |
|------|-----|-----|-----|-----|-------|--------|------------|
| 2000 | 69 | 70 | 69 | 70 | 278 | T58 | \$6,076.00 |
| 2001 | 70 | 74 | | | 144 | CUT | |
| 2002 | 70 | 75 | | | 145 | CUT | |
| | | | | | | Total | \$6,076.00 |

NICKLAUS, JACK (68.88)

| Year | 1st | 2nd | 3rd | 4th | Total | Finish | Money |
|------|-----|-----|-----|-----|-------|--------|------------|
| 1963 | 73 | 67 | 67 | 71 | 278 | T5 | \$1,675.00 |
| 1969 | 68 | 68 | 69 | 68 | 273 | 7 | 3,200.00 |
| | | | | | | Total | \$4,875.00 |

NICOLETTE, MIKE (70.75)

| Year | 1st | 2nd | 3rd | 4th | Total | Finish | Money |
|------|-----|-----|-----|-----|-------|--------|------------|
| 1982 | 69 | 70 | 67 | 68 | 274 | T44 | \$990.00 |
| 1984 | 68 | 68 | 72 | 71 | 279 | T11 | 8,480.00 |
| 1985 | 73 | 72 | | | 145 | CUT | |
| 1986 | 72 | 74 | | | 146 | CUT | |
| 1987 | 72 | 73 | | | 145 | CUT | |
| 1988 | 74 | 69 | | | 143 | CUT | |
| | | | | | | Total | \$9,470.00 |

NIEBRUGGE, JORDAN (73.00)

| Year | 1st | 2nd | 3rd | 4th | Total | Finish | Money |
|------|-----|-----|-----|-----|-------|--------|-------|
| 2016 | 69 | 77 | | | 146 | CUT | |
| | | | | | | Total | |

NIELSEN, LONNIE (68.58)

| Year | 1st | 2nd | 3rd | 4th | Total | Finish | Money |
|------|-----|-----|-----|-----|-------|--------|------------|
| 1981 | 63 | 66 | 71 | 71 | 271 | T23 | \$2,595.00 |
| 1982 | 68 | 69 | 69 | 69 | 275 | T47 | 770.57 |
| 1983 | 71 | 65 | 72 | 69 | 277 | T30 | 1,706.67 |
| | | | | | | Total | \$5,072.24 |

NIEPORTE, TOM (69.70)

| Year | 1st | 2nd | 3rd | 4th | Total | Finish | Money |
|------|-----|-----|-----|-----|-------|--------|------------|
| 1957 | 72 | 65 | 68 | 74 | 279 | T10 | \$670.00 |
| 1958 | 67 | 70 | 69 | 70 | 276 | T15 | 630.00 |
| 1959 | 68 | 69 | 67 | 69 | 273 | 2 | 2,300.00 |
| 1960 | 69 | 69 | 72 | 71 | 281 | T20 | 330.00 |
| 1961 | 74 | 69 | 69 | 73 | 285 | T52 | |
| | | | | | | Total | \$3,930.00 |

NITTIES, JAMES (69.25)

| Year | 1st | 2nd | 3rd | 4th | Total | Finish | Money |
|------|-----|-----|-----|-----|-------|--------|-------------|
| 2010 | 69 | 68 | 74 | 66 | 277 | T57 | \$13,260.00 |
| | | | | | | Total | \$13,260.00 |

INDIVIDUAL RESULTS

NOBILO, FRANK (68.93)

| Year | 1st | 2nd | 3rd | 4th | Total | Finish | Money |
|------|-----|-----|-----|-----|-------|--------|-------------|
| 1999 | 71 | 71 | | | 142 | CUT | |
| 2000 | 69 | 68 | 69 | 70 | 276 | T48 | \$7,123.20 |
| 2001 | 67 | 66 | 70 | 69 | 272 | T22 | 27,944.28 |
| 2002 | 69 | 69 | 71 | 66 | 275 | T20 | 41,714.29 |
| | | | | | | Total | \$76,781.77 |

NOH, SEUNG-YUL (68.90)

| Year | 1st | 2nd | 3rd | 4th | Total | Finish | Money |
|------|-----|-----|-----|-----|-------|--------|--------------|
| 2012 | 68 | 68 | 68 | 68 | 272 | T18 | \$75,600.00 |
| 2013 | 68 | 68 | 72 | 72 | 280 | T58 | 13,542.00 |
| 2014 | 68 | 69 | 72 | 70 | 279 | T61 | 13,206.00 |
| 2015 | 64 | 69 | 71 | 68 | 272 | T20 | 71,936.00 |
| 2016 | 69 | 70 | 68 | 68 | 275 | T38 | 25,740.00 |
| | | | | | | Total | \$200,024.00 |

NOLAN, KEITH (70.00)

| Year | 1st | 2nd | 3rd | 4th | Total | Finish | Money |
|------|-----|-----|-----|-----|-------|--------|-------|
| 2000 | 69 | 71 | | | 140 | CUT | |
| | | | | | | Total | |

NORLANDER, HENRIK (69.71)

| Year | 1st | 2nd | 3rd | 4th | Total | Finish | Money |
|------|-----|-----|-----|-----|-------|--------|-------------|
| 2013 | 75 | 65 | 75 | | 215 | 83 | \$10,736.00 |
| 2016 | 71 | 68 | 70 | 64 | 273 | T25 | 47,226.67 |
| | | | | | | Total | \$57,962.67 |

NORMAN, GREG (68.29)

| Year | 1st | 2nd | 3rd | 4th | Total | Finish | Money |
|------|-----|-----|-----|-----|-------|--------|--------------|
| 1985 | 66 | 71 | 69 | 72 | 278 | T29 | \$3,652.50 |
| 1994 | 69 | 65 | 66 | 69 | 269 | 2 | 129,600.00 |
| 1995 | 67 | 64 | 65 | 71 | 267 | 1 | 216,000.00 |
| 2002 | 73 | 69 | | | 142 | CUT | |
| | | | | | | Total | \$349,252.50 |

NORRIS, TIM (70.54)

| Year | 1st | 2nd | 3rd | 4th | Total | Finish | Money |
|------|-----|-----|-----|-----|-------|--------|-------------|
| 1981 | 68 | 69 | 72 | 71 | 280 | T74 | \$561.00 |
| 1982 | 63 | 64 | 66 | 66 | 259 | 1 | 54,000.00 |
| 1983 | 72 | 71 | | | 143 | CUT | |
| 1984 | 74 | 76 | | | 150 | CUT | |
| 1985 | 70 | 70 | 74 | 73 | 287 | T60 | 1,314.00 |
| 1986 | 74 | 76 | | | 150 | CUT | |
| 1988 | 70 | 66 | 70 | 71 | 277 | T32 | 4,051.50 |
| 1989 | 72 | 71 | | | 143 | CUT | |
| 1990 | 70 | 70 | | | 140 | CUT | |
| 1992 | 72 | 74 | | | 146 | CUT | |
| | | | | | | Total | \$59,926.50 |

NORTH, ANDY (70.88)

| Year | 1st | 2nd | 3rd | 4th | Total | Finish | Money |
|------|-----|-----|-----|-----|-------|--------|------------|
| 1973 | 71 | 70 | | | 141 | CUT | |
| 1974 | 68 | 70 | 73 | 70 | 281 | T47 | \$526.00 |
| 1975 | 66 | 69 | 67 | 69 | 271 | T7 | 6,150.00 |
| 1976 | 69 | 68 | 73 | 70 | 280 | T33 | 1,063.12 |
| 1984 | 70 | 73 | 71 | 73 | 287 | T54 | 896.00 |
| 1985 | 75 | 72 | | | 147 | CUT | |
| 1986 | 74 | 74 | | | 148 | CUT | |
| 1991 | 74 | 72 | | | 146 | CUT | |
| | | | | | | Total | \$8,635.12 |

NORTON, BRYAN (70.75)

| Year | 1st | 2nd | 3rd | 4th | Total | Finish | Money |
|------|-----|-----|-----|-----|-------|--------|------------|
| 1991 | 68 | 69 | 72 | 74 | 283 | T62 | \$2,120.00 |
| | | | | | | Total | \$2,120.00 |

NOWOBILSKI, JOHN (76.50)

| Year | 1st | 2nd | 3rd | 4th | Total | Finish | Money |
|------|-----|-----|-----|-----|-------|--------|-------|
| 1983 | 80 | 77 | | | 157 | CUT | |
| 1985 | 76 | 73 | | | 149 | CUT | |
| | | | | | | Total | |

NUCKOLLS, ROD (70.93)

| Year | 1st | 2nd | 3rd | 4th | Total | Finish | Money |
|------|-----|-----|-----|-----|-------|--------|------------|
| 1981 | 68 | 68 | 70 | 68 | 274 | T47 | \$807.00 |
| 1982 | 69 | 70 | 73 | 70 | 282 | 75 | 570.00 |
| 1983 | 69 | 78 | | | 147 | CUT | |
| 1984 | 70 | 75 | 74 | 71 | 290 | T70 | 792.00 |
| | | | | | | Total | \$2,169.00 |

NULL, JOHNNY (74.00)

| Year | 1st | 2nd | 3rd | 4th | Total | Finish | Money |
|------|-----|-----|-----|-----|-------|--------|-------|
| 1952 | 73 | 75 | 68 | 76 | 292 | 44 | |
| 1953 | 77 | 71 | 73 | 79 | 300 | T61 | |
| | | | | | | Total | |

INDIVIDUAL RESULTS

O'GRADY, MAC (72.08)

| Year | 1st | 2nd | 3rd | 4th | Total | Finish | Money |
|------|-----|-----|-----|-----|-------|--------|--------------|
| 1983 | 66 | 68 | 72 | 71 | 277 | T30 | \$1,706.66 |
| 1984 | 77 | 72 | | | 149 | CUT | |
| 1985 | 73 | 73 | | | 146 | CUT | |
| 1986 | 71 | 69 | 67 | 62 | 269 | 1 | 126,000.00 |
| 1987 | 74 | 71 | | | 145 | CUT | |
| 1989 | 69 | 71 | 68 | 69 | 277 | T34 | 4,942.86 |
| 1991 | 79 | | | | 79 | W/D | |
| 1994 | 73 | 71 | | | 144 | CUT | |
| 1995 | 82 | | | | 82 | W/D | |
| 1996 | 80 | 82 | | | 162 | CUT | |
| | | | | | | Total | \$132,649.52 |

O'HAIR, SEAN (70.72)

| Year | 1st | 2nd | 3rd | 4th | Total | Finish | Money |
|------|-----|-----|-----|-----|-------|--------|-------------|
| 2006 | 68 | 74 | | | 142 | CUT | |
| 2011 | 66 | 67 | 68 | 75 | 276 | T63 | \$12,780.00 |
| 2012 | 70 | 68 | 69 | 73 | 280 | 67 | \$12,360.00 |
| 2013 | 73 | 72 | | | 145 | CUT | |
| 2014 | 70 | 70 | | | 140 | CUT | |
| 2015 | 70 | 76 | | | 146 | CUT | |
| 2016 | 73 | 71 | | | 144 | CUT | |
| | | | | | | Total | \$25,140.00 |

O'HERN, NICK (68.44)

| Year | 1st | 2nd | 3rd | 4th | Total | Finish | Money |
|------|-----|-----|-----|-----|-------|--------|--------------|
| 2006 | 67 | 72 | 70 | 68 | 277 | T31 | \$23,906.67 |
| 2007 | 67 | 70 | 66 | 66 | 269 | 3 | 408,000.00 |
| 2008 | 68 | 69 | 65 | 68 | 270 | T19 | 65,250.00 |
| 2009 | 68 | 68 | 67 | 68 | 271 | T26 | 41,700.00 |
| 2011 | 69 | 70 | | | 139 | CUT | |
| 2012 | 68 | 69 | 73 | | 210 | T71 | \$11,640.00 |
| 2013 | 67 | 66 | 68 | 74 | 275 | T18 | 76,860.00 |
| | | | | | | Total | \$627,365.67 |

O'KEEFE, JACK (73.00)

| Year | 1st | 2nd | 3rd | 4th | Total | Finish | Money |
|------|-----|-----|-----|-----|-------|--------|-------|
| 1997 | 75 | 71 | | | 146 | CUT | |
| | | | | | | Total | |

O'KEEFE, JACK (74.25)

| Year | 1st | 2nd | 3rd | 4th | Total | Finish | Money |
|------|-----|-----|-----|-----|-------|--------|-------|
| 1962 | 67 | 76 | 72 | 82 | 297 | 62 | |
| | | | | | | Total | |

O'KELLY, DAVID (75.50)

| Year | 1st | 2nd | 3rd | 4th | Total | Finish | Money |
|------|-----|-----|-----|-----|-------|--------|-------|
| 1984 | 76 | 75 | | | 151 | CUT | |
| | | | | | | Total | |

O'LEARY, PAUL (72.08)

| Year | 1st | 2nd | 3rd | 4th | Total | Finish | Money |
|------|-----|-----|-----|-----|-------|--------|-------|
| 1955 | 73 | 74 | 71 | 75 | 293 | T50 | |
| 1956 | 75 | 70 | 68 | 75 | 288 | T54 | |
| 1958 | 70 | 72 | 71 | 71 | 284 | T42 | |
| | | | | | | Total | |

O'MEARA, MARK (69.31)

| Year | 1st | 2nd | 3rd | 4th | Total | Finish | Money |
|------|-----|-----|-----|-----|-------|--------|--------------|
| 1981 | 68 | 62 | 70 | 70 | 270 | T15 | \$4,357.50 |
| 1982 | 70 | 68 | 63 | 69 | 270 | T18 | 4,050.00 |
| 1983 | 69 | 74 | | | 143 | CUT | |
| 1984 | 70 | 67 | 63 | 71 | 271 | 2 | 43,200.00 |
| 1985 | 69 | 70 | 68 | 68 | 275 | T14 | 10,200.00 |
| 1986 | 69 | 72 | 64 | 67 | 272 | T3 | 36,400.00 |
| 1987 | 70 | 70 | 73 | 68 | 281 | T38 | 3,010.00 |
| 1989 | 72 | 73 | | | 145 | CUT | |
| 1992 | 71 | 67 | 81 | 69 | 288 | T66 | 2,040.00 |
| 1994 | 67 | 72 | 69 | 72 | 280 | T33 | 6,205.71 |
| 1995 | 68 | 70 | 67 | 71 | 276 | T28 | 8,160.00 |
| 1997 | 79 | | | | 79 | W/D | |
| 1999 | 66 | 64 | 71 | 68 | 269 | T11 | 57,500.00 |
| | | | | | | Total | \$175,123.21 |

OBERHOLSER, ARRON (70.40)

| Year | 1st | 2nd | 3rd | 4th | Total | Finish | Money |
|------|-----|-----|-----|-----|-------|--------|-------|
| 2003 | 72 | 70 | | | 142 | CUT | |
| 2004 | 69 | 69 | | | 138 | W/D | |
| 2007 | 73 | | | | 73 | W/D | |
| | | | | | | Total | |

OBEY, V. (75.67)

| Year | 1st | 2nd | 3rd | 4th | Total | Finish | Money |
|------|-----|-----|-----|-----|-------|--------|-------|
| 1953 | 78 | 71 | 78 | | 227 | W/D | |
| | | | | | | Total | |

INDIVIDUAL RESULTS

OGILVIE, JOE (69.44)

| Year | 1st | 2nd | 3rd | 4th | Total | Finish | Money |
|------|-----|-----|-----|-----|-------|--------|--------------|
| 1999 | 70 | 70 | | | 140 | CUT | |
| 2000 | 67 | 69 | 70 | 67 | 273 | T25 | \$20,920.00 |
| 2001 | 68 | 64 | 70 | 69 | 271 | T17 | 43,400.00 |
| 2002 | 70 | 69 | 74 | 71 | 284 | T69 | 8,000.00 |
| 2004 | 69 | 73 | | | 142 | CUT | |
| 2005 | 71 | 75 | | | 146 | CUT | |
| 2006 | 72 | 63 | 69 | 70 | 274 | T9 | 101,828.57 |
| 2007 | 71 | 68 | 69 | 68 | 276 | T22 | 54,085.72 |
| 2008 | 70 | 67 | 68 | 68 | 273 | T37 | 25,800.00 |
| 2009 | 67 | 73 | | | 140 | CUT | |
| 2010 | 68 | 70 | 70 | 68 | 276 | T51 | 14,120.00 |
| 2011 | 72 | 67 | | | 139 | CUT | |
| 2012 | 74 | | | | 74 | W/D | |
| | | | | | | Total | \$268,154.29 |

OGILVY, GEOFF (68.88)

| Year | 1st | 2nd | 3rd | 4th | Total | Finish | Money |
|------|-----|-----|-----|-----|-------|--------|-------------|
| 2001 | 67 | 68 | 69 | 68 | 272 | T22 | \$27,944.28 |
| 2011 | 68 | 69 | | | 137 | CUT | |
| 2016 | 72 | 71 | | | 142 | CUT | |
| | | | | | | Total | \$27,944.28 |

OGLE, BRETT (71.50)

| Year | 1st | 2nd | 3rd | 4th | Total | Finish | Money |
|------|-----|-----|-----|-----|-------|--------|-------|
| 1994 | 67 | 76 | | | 143 | CUT | |
| | | | | | | Total | |

OGRIN, DAVID (70.42)

| Year | 1st | 2nd | 3rd | 4th | Total | Finish | Money |
|------|-----|-----|-----|-----|-------|--------|-------------|
| 1983 | 69 | 70 | 72 | 70 | 281 | T56 | \$678.00 |
| 1989 | 67 | 70 | 73 | 70 | 280 | T54 | 2,270.00 |
| 1990 | 71 | 74 | | | 145 | CUT | |
| 1992 | 75 | 73 | | | 148 | CUT | |
| 1993 | 72 | 71 | 72 | 68 | 283 | T38 | 3,800.00 |
| 1995 | 68 | 72 | 71 | 67 | 278 | T38 | 4,920.00 |
| 1997 | 68 | 69 | 69 | 69 | 275 | T17 | 21,750.00 |
| | | | | | | Total | \$33,418.00 |

OHMACHI, AKI (70.25)

| Year | 1st | 2nd | 3rd | 4th | Total | Finish | Money |
|------|-----|-----|-----|-----|-------|--------|-------|
| 1987 | 70 | 71 | | | 141 | DQ | |
| 1988 | 72 | 68 | | | 140 | DQ | |
| | | | | | | Total | |

OLESEN, THORBJORN (71.00)

| Year | 1st | 2nd | 3rd | 4th | Total | Finish | Money |
|------|-----|-----|-----|-----|-------|--------|-------|
| 2014 | 69 | 73 | | | 142 | CUT | |
| | | | | | | Total | |

OLIVER, ED (69.74)

| Year | 1st | 2nd | 3rd | 4th | Total | Finish | Money |
|------|-----|-----|-----|-----|-------|--------|------------|
| 1952 | 74 | 67 | 67 | 70 | 278 | 5 | \$1,000.00 |
| 1953 | 72 | 66 | 69 | 66 | 273 | T3 | 1,100.00 |
| 1955 | 68 | 74 | 73 | | 215 | W/D | |
| 1956 | 66 | 69 | 72 | 71 | 278 | T12 | 500.00 |
| 1958 | 68 | 69 | 72 | 72 | 281 | T31 | 115.00 |
| | | | | | | Total | \$2,715.00 |

OLSEN, DAN (81.00)

| Year | 1st | 2nd | 3rd | 4th | Total | Finish | Money |
|------|-----|-----|-----|-----|-------|--------|-------|
| 2004 | 81 | | | | 81 | W/D | |
| | | | | | | Total | |

OLSEN, SAM (77.00)

| Year | 1st | 2nd | 3rd | 4th | Total | Finish | Money |
|------|-----|-----|-----|-----|-------|--------|-------|
| 1994 | 78 | 76 | | | 154 | CUT | |
| | | | | | | Total | |

OLSON, DOUG (70.63)

| Year | 1st | 2nd | 3rd | 4th | Total | Finish | Money |
|------|-----|-----|-----|-----|-------|--------|----------|
| 1971 | 69 | 72 | 71 | 71 | 283 | T66 | \$115.00 |
| 1972 | 72 | 68 | 70 | 72 | 282 | T41 | 433.33 |
| | | | | | | Total | \$548.33 |

OLSON, LEIF (72.50)

| Year | 1st | 2nd | 3rd | 4th | Total | Finish | Money |
|------|-----|-----|-----|-----|-------|--------|--------|
| 2009 | 71 | 74 | | | 145 | CUT | |
| | | | | | | Total | \$0.00 |

OMOHUNDRO, SALE (71.00)

| Year | 1st | 2nd | 3rd | 4th | Total | Finish | Money |
|------|-----|-----|-----|-----|-------|--------|-------|
| 1980 | 73 | 69 | | | 142 | CUT | |
| | | | | | | Total | |

OOSTERHUIS, PETER (70.00)

| Year | 1st | 2nd | 3rd | 4th | Total | Finish | Money |
|------|-----|-----|-----|-----|-------|--------|------------|
| 1975 | 72 | 68 | 72 | 68 | 280 | T41 | \$760.00 |
| 1979 | 67 | 68 | 69 | 69 | 273 | T10 | 7,200.00 |
| 1983 | 71 | 70 | | | 141 | CUT | |
| 1985 | 73 | 68 | 67 | 74 | 282 | T50 | 1,461.00 |
| 1986 | 74 | 70 | | | 144 | CUT | |
| | | | | | | Total | \$9,421.00 |

INDIVIDUAL RESULTS

OOSTHUIZEN, LOUIS (69.00)

| Year | 1st | 2nd | 3rd | 4th | Total | Finish | Money |
|------|-----|-----|-----|-----|-------|--------|-------------|
| 2012 | 69 | 69 | 70 | 68 | 276 | T47 | \$14,584.62 |
| 2014 | | | | | | W/D | |
| 2015 | 71 | 71 | | | 142 | CUT | |
| 2016 | 68 | 71 | 67 | 66 | 272 | T17 | 83,490.00 |
| | | | | | | Total | \$98,074.62 |

OPPENHEIM, ROB (70.00)

| Year | 1st | 2nd | 3rd | 4th | Total | Finish | Money |
|------|-----|-----|-----|-----|-------|--------|-------|
| 2016 | 67 | 73 | | | 140 | CUT | |
| | | | | | | Total | |

OPPERMANN, STEVE (68.88)

| Year | 1st | 2nd | 3rd | 4th | Total | Finish | Money |
|------|-----|-----|-----|-----|-------|--------|-------------|
| 1965 | 72 | 71 | 69 | 69 | 281 | T30 | \$550.00 |
| 1966 | 71 | 69 | 64 | 71 | 275 | T16 | 1,550.00 |
| 1967 | 70 | 67 | 69 | 67 | 273 | 2 | 12,000.00 |
| 1970 | 67 | 68 | 67 | 71 | 273 | T4 | 4,400.00 |
| | | | | | | Total | \$18,500.00 |

ORTIZ, CARLOS (69.17)

| Year | 1st | 2nd | 3rd | 4th | Total | Finish | Money |
|------|-----|-----|-----|-----|-------|--------|-------------|
| 2015 | 72 | 71 | | | 143 | CUT | |
| 2016 | 66 | 71 | 69 | 66 | 272 | T17 | \$83,490.00 |
| | | | | | | Total | \$83,490.00 |

OUELLETTE, RYAN (77.50)

| Year | 1st | 2nd | 3rd | 4th | Total | Finish | Money |
|------|-----|-----|-----|-----|-------|--------|-------|
| 2003 | 76 | 79 | | | 155 | CUT | |
| | | | | | | Total | |

OVERTON, JAY (72.67)

| Year | 1st | 2nd | 3rd | 4th | Total | Finish | Money |
|------|-----|-----|-----|-----|-------|--------|------------|
| 1980 | 77 | 76 | | | 153 | CUT | |
| 1993 | 70 | 69 | 73 | 71 | 283 | T38 | \$3,800.00 |
| | | | | | | Total | \$3,800.00 |

OVERTON, JEFF (70.66)

| Year | 1st | 2nd | 3rd | 4th | Total | Finish | Money |
|------|-----|-----|-----|-----|-------|--------|-------------|
| 2005 | 77 | 68 | | | 145 | CUT | |
| 2006 | 69 | 70 | 73 | 77 | 289 | T72 | \$8,580.00 |
| 2007 | 69 | 71 | 72 | 70 | 282 | T54 | 13,560.00 |
| 2008 | 72 | 70 | | | 142 | CUT | |
| 2010 | 67 | 72 | | | 139 | CUT | |
| 2015 | 69 | 69 | 71 | 66 | 275 | T48 | 16,085.33 |
| | | | | | | Total | \$38,225.33 |

OWEN, GREG (70.33)

| Year | 1st | 2nd | 3rd | 4th | Total | Finish | Money |
|------|-----|-----|-----|-----|-------|--------|-------------|
| 2007 | 70 | 73 | | | 143 | CUT | |
| 2009 | 67 | 77 | | | 144 | CUT | |
| 2010 | 72 | 72 | | | 144 | CUT | |
| 2013 | 70 | 69 | 69 | 68 | 276 | T24 | \$49,410.00 |
| 2014 | 72 | 65 | 71 | 69 | 277 | T51 | 14,591.00 |
| 2015 | 72 | 70 | | | 142 | CUT | |
| 2016 | 70 | 70 | | | 140 | CUT | |
| | | | | | | Total | \$64,001.00 |

OZAKI, JOE (73.30)

| Year | 1st | 2nd | 3rd | 4th | Total | Finish | Money |
|------|-----|-----|-----|-----|-------|--------|------------|
| 1994 | 69 | 70 | 71 | 79 | 289 | 68 | \$2,448.00 |
| 1995 | 76 | 73 | | | 149 | CUT | |
| 1996 | 70 | 83 | | | 153 | CUT | |
| 1998 | 77 | 65 | | | 142 | CUT | |
| | | | | | | Total | \$2,448.00 |

OZAKI, TATEO (72.50)

| Year | 1st | 2nd | 3rd | 4th | Total | Finish | Money |
|------|-----|-----|-----|-----|-------|--------|-------|
| 1981 | 70 | 75 | | | 145 | CUT | |
| | | | | | | Total | |

PACE, ROY (70.71)

| Year | 1st | 2nd | 3rd | 4th | Total | Finish | Money |
|------|-----|-----|-----|-----|-------|--------|------------|
| 1965 | 73 | 69 | 72 | 69 | 283 | T46 | \$220.00 |
| 1968 | 70 | 73 | 72 | 70 | 285 | T43 | 171.67 |
| 1969 | 67 | 72 | 69 | 71 | 279 | T31 | 612.50 |
| 1971 | 69 | 72 | 75 | 76 | 292 | 87 | 115.78 |
| 1972 | 68 | 66 | 70 | 75 | 279 | T26 | 906.50 |
| 1974 | 70 | 71 | 69 | 69 | 279 | T33 | 949.09 |
| | | | | | | Total | \$2,975.54 |

PAESANI, JOHN (73.00)

| Year | 1st | 2nd | 3rd | 4th | Total | Finish | Money |
|------|-----|-----|-----|-----|-------|--------|-------|
| 1990 | 68 | 75 | | | 143 | CUT | |
| 1992 | 77 | 71 | | | 148 | CUT | |
| 1994 | 77 | 71 | | | 148 | CUT | |
| 1996 | 73 | 77 | | | 150 | CUT | |
| 1997 | 71 | 73 | | | 144 | CUT | |
| 1998 | 74 | 73 | | | 147 | CUT | |
| 1999 | 78 | 64 | | | 142 | CUT | |
| | | | | | | Total | |

INDIVIDUAL RESULTS

PAINTER, ANTHONY (76.00)

| Year | 1st | 2nd | 3rd | 4th | Total | Finish | Money |
|------|-----|-----|-----|-----|-------|--------|-------|
| 2003 | 76 | 76 | | | 152 | CUT | |
| | | | | | | Total | |

PALMER, ARNOLD (69.13)

| Year | 1st | 2nd | 3rd | 4th | Total | Finish | Money |
|------|-----|-----|-----|-----|-------|--------|-------------|
| 1955 | 71 | 73 | | | 144 | W/D | |
| 1956 | 66 | 69 | 68 | 71 | 274 | 1 | \$4,000.00 |
| 1957 | 67 | 68 | 67 | 77 | 279 | T10 | 670.00 |
| 1958 | 66 | 68 | 70 | 70 | 274 | T8 | 900.00 |
| 1959 | 68 | 71 | 68 | 72 | 279 | T8 | 950.00 |
| 1960 | 70 | 68 | 66 | 66 | 270 | 1 | 3,500.00 |
| 1961 | 68 | 67 | 73 | 73 | 281 | T30 | 106.25 |
| 1966 | 68 | 67 | 70 | 77 | 282 | T59 | |
| 1973 | 68 | 65 | 67 | 66 | 266 | T3 | 9,750.00 |
| 1976 | 68 | 70 | 74 | 66 | 278 | T21 | 1,995.00 |
| | | | | | | Total | \$21,871.25 |

PALMER, JOHNNY (69.63)

| Year | 1st | 2nd | 3rd | 4th | Total | Finish | Money |
|------|-----|-----|-----|-----|-------|--------|------------|
| 1952 | 67 | 70 | 72 | 71 | 280 | T6 | \$750.00 |
| 1954 | 69 | 68 | 67 | 73 | 277 | T11 | 360.00 |
| | | | | | | Total | \$1,110.00 |

PALMER, RYAN (70.00)

| Year | 1st | 2nd | 3rd | 4th | Total | Finish | Money |
|------|-----|-----|-----|-----|-------|--------|------------|
| 2004 | 68 | 73 | 71 | 70 | 282 | T61 | \$8,946.00 |
| 2008 | 67 | 71 | | | 138 | CUT | |
| 2009 | 69 | 71 | | | 140 | CUT | |
| | | | | | | Total | \$8,946.00 |

PAMPLING, ROD (69.93)

| Year | 1st | 2nd | 3rd | 4th | Total | Finish | Money |
|------|-----|-----|-----|-----|-------|--------|--------------|
| 1999 | 70 | 73 | | | 143 | CUT | |
| 2002 | 75 | 73 | | | 148 | CUT | |
| 2003 | 70 | 64 | 69 | 70 | 273 | T11 | \$79,428.57 |
| 2007 | 66 | 71 | 72 | 70 | 279 | T36 | 27,042.86 |
| 2008 | 72 | 68 | | | 140 | CUT | |
| 2010 | 68 | 68 | 75 | 65 | 276 | T51 | 14,120.00 |
| 2012 | 72 | 69 | | | 141 | CUT | |
| 2013 | 65 | 74 | 71 | 73 | 283 | T70 | 12,261.00 |
| 2016 | 69 | 68 | 72 | 66 | 275 | T38 | 25,740.00 |
| | | | | | | Total | \$158,592.43 |

PAN, CHENG TSUNG (68.25)

| Year | 1st | 2nd | 3rd | 4th | Total | Finish | Money |
|------|-----|-----|-----|-----|-------|--------|-------------|
| 2015 | 67 | 68 | 71 | 67 | 273 | T25 | \$41,234.28 |
| | | | | | | Total | \$41,234.28 |

PANCRATZ, BOBBY (72.00)

| Year | 1st | 2nd | 3rd | 4th | Total | Finish | Money |
|------|-----|-----|-----|-----|-------|--------|-------|
| 1980 | 74 | 74 | | | 148 | CUT | |
| 1982 | 69 | 71 | | | 140 | CUT | |
| | | | | | | Total | |

PAPPAS, BRENDEN (70.78)

| Year | 1st | 2nd | 3rd | 4th | Total | Finish | Money |
|------|-----|-----|-----|-----|-------|--------|-------------|
| 2002 | 72 | 78 | | | 150 | CUT | |
| 2003 | 71 | 68 | 72 | 72 | 283 | T63 | \$8,400.00 |
| 2004 | 72 | 72 | | | 144 | CUT | |
| 2005 | 69 | 69 | 71 | 71 | 280 | T54 | 9,718.00 |
| 2008 | 69 | 65 | 65 | 76 | 275 | T45 | 16,817.14 |
| 2010 | 72 | 70 | | | 142 | CUT | |
| | | | | | | Total | \$34,935.14 |

PAPPAS, DEANE (71.38)

| Year | 1st | 2nd | 3rd | 4th | Total | Finish | Money |
|------|-----|-----|-----|-----|-------|--------|-------------|
| 1999 | 68 | 69 | 75 | 73 | 285 | T70 | \$4,975.00 |
| 2002 | 67 | 72 | 77 | 72 | 288 | 76 | 7,520.00 |
| 2003 | 69 | 70 | 75 | 69 | 283 | T63 | 8,400.00 |
| 2004 | 68 | 73 | 73 | 72 | 286 | T77 | 7,854.00 |
| | | | | | | Total | \$28,749.00 |

PARK, JIN (71.50)

| Year | 1st | 2nd | 3rd | 4th | Total | Finish | Money |
|------|-----|-----|-----|-----|-------|--------|-------|
| 2008 | 70 | 71 | | | 141 | CUT | |
| 2013 | 70 | 76 | | | 146 | CUT | |
| | | | | | | Total | |

PARK, S.J. (70.00)

| Year | 1st | 2nd | 3rd | 4th | Total | Finish | Money |
|------|-----|-----|-----|-----|-------|--------|-------|
| 2015 | 69 | 71 | | | 140 | CUT | |
| | | | | | | Total | |

PARKER, BILL (71.75)

| Year | 1st | 2nd | 3rd | 4th | Total | Finish | Money |
|------|-----|-----|-----|-----|-------|--------|-------|
| 1958 | 70 | 75 | 70 | 71 | 286 | T49 | |
| 1959 | 73 | 71 | 71 | 73 | 288 | T42 | |
| | | | | | | Total | |

PARNEVIK, JESPER (70.73)

| Year | 1st | 2nd | 3rd | 4th | Total | Finish | Money |
|------|-----|-----|-----|-----|-------|--------|-------------|
| 1996 | 72 | 69 | 73 | 70 | 284 | T45 | \$4,515.00 |
| 2007 | 72 | 69 | 78 | 65 | 284 | T65 | 12,540.00 |
| 2009 | 67 | 70 | 73 | | 210 | T73 | 11,460.00 |
| | | | | | | Total | \$28,515.00 |

INDIVIDUAL RESULTS

PARRY, CRAIG (69.58)

| Year | 1st | 2nd | 3rd | 4th | Total | Finish | Money |
|------|-----|-----|-----|-----|-------|--------|-------------|
| 1992 | 73 | 68 | 70 | 71 | 282 | T26 | \$6,665.00 |
| 1995 | 70 | 69 | 68 | 68 | 275 | T24 | 10,230.00 |
| 2000 | 69 | 69 | 69 | 71 | 278 | T58 | 6,076.00 |
| | | | | | | Total | \$22,971.00 |

PARSON, DON (72.25)

| Year | 1st | 2nd | 3rd | 4th | Total | Finish | Money |
|------|-----|-----|-----|-----|-------|--------|-------|
| 1963 | 72 | 68 | 77 | 72 | 289 | T50 | |
| | | | | | | Total | |

PARSONS, JOHN-DAVID (74.00)

| Year | 1st | 2nd | 3rd | 4th | Total | Finish | Money |
|------|-----|-----|-----|-----|-------|--------|-------|
| 1990 | 76 | 72 | | | 148 | CUT | |
| | | | | | | Total | |

PARSONS, LUCAS (74.00)

| Year | 1st | 2nd | 3rd | 4th | Total | Finish | Money |
|------|-----|-----|-----|-----|-------|--------|-------|
| 1996 | 73 | 75 | | | 148 | CUT | |
| | | | | | | Total | |

PASCHAL, JIM (70.00)

| Year | 1st | 2nd | 3rd | 4th | Total | Finish | Money |
|------|-----|-----|-----|-----|-------|--------|------------|
| 1979 | 72 | 69 | 70 | 69 | 280 | T39 | \$1,140.00 |
| | | | | | | Total | \$1,140.00 |

PASTORE, JIM

| Year | 1st | 2nd | 3rd | 4th | Total | Finish | Money |
|------|-----|-----|-----|-----|-------|--------|-------|
| 2015 | 70 | 69 | | | 139 | CUT | |
| | | | | | | Total | |

PATE, ALAN (70.83)

| Year | 1st | 2nd | 3rd | 4th | Total | Finish | Money |
|------|-----|-----|-----|-----|-------|--------|-------|
| 1977 | 70 | 70 | 75 | 69 | 284 | T73 | |
| 1983 | 69 | 72 | | | 141 | CUT | |
| | | | | | | Total | |

PATE, JERRY (72.33)

| Year | 1st | 2nd | 3rd | 4th | Total | Finish | Money |
|------|-----|-----|-----|-----|-------|--------|-------|
| 1983 | 69 | 70 | 72 | | 211 | W/D | |
| 1984 | 75 | 74 | | | 149 | CUT | |
| 1992 | 74 | | | | 74 | W/D | |
| | | | | | | Total | |

PATE, STEVE (69.48)

| Year | 1st | 2nd | 3rd | 4th | Total | Finish | Money |
|------|-----|-----|-----|-----|-------|--------|--------------|
| 1985 | 68 | 65 | 75 | 70 | 278 | T29 | \$3,652.50 |
| 1986 | 69 | 69 | 72 | 65 | 275 | T12 | 13,300.00 |
| 1987 | 67 | 71 | 70 | 72 | 280 | T34 | 3,692.50 |
| 1988 | 70 | 72 | | | 142 | CUT | |
| 1989 | 69 | 68 | 69 | 72 | 278 | T41 | 3,600.00 |
| 1990 | 70 | 68 | 71 | 64 | 273 | T21 | 10,000.00 |
| 1993 | 74 | 79 | | | 153 | CUT | |
| 1994 | 73 | 69 | | | 142 | CUT | |
| 1997 | 65 | 68 | 70 | 70 | 273 | T9 | 39,000.00 |
| 2001 | 68 | 67 | 71 | 68 | 274 | T36 | 13,659.38 |
| 2002 | 66 | 70 | 66 | 73 | 275 | T20 | 41,714.28 |
| 2003 | 67 | 68 | 68 | 67 | 270 | T4 | 165,333.34 |
| 2004 | 71 | 70 | 69 | 73 | 283 | T67 | 8,526.00 |
| | | | | | | Total | \$302,478.00 |

PATTON, CHRIS (74.00)

| Year | 1st | 2nd | 3rd | 4th | Total | Finish | Money |
|------|-----|-----|-----|-----|-------|--------|-------|
| 1991 | 72 | 76 | | | 148 | CUT | |
| | | | | | | Total | |

PAULSON, CARL (70.46)

| Year | 1st | 2nd | 3rd | 4th | Total | Finish | Money |
|------|-----|-----|-----|-----|-------|--------|-------------|
| 1995 | 72 | 68 | 69 | 74 | 283 | T66 | \$2,448.00 |
| 1996 | 70 | 75 | | | 145 | CUT | |
| 2000 | 70 | 74 | | | 144 | CUT | |
| 2001 | 68 | 69 | 71 | 69 | 277 | T50 | 7,477.20 |
| 2002 | 68 | 66 | 81 | 72 | 287 | T73 | 7,680.00 |
| 2003 | 72 | 66 | 71 | 70 | 279 | T42 | 14,000.00 |
| 2004 | 75 | 67 | | | 142 | CUT | |
| 2011 | 69 | 66 | 71 | 69 | 275 | T59 | 13,260.00 |
| | | | | | | Total | \$44,865.20 |

PAULSON, DENNIS (71.79)

| Year | 1st | 2nd | 3rd | 4th | Total | Finish | Money |
|------|-----|-----|-----|-----|-------|--------|-------------|
| 1994 | 73 | 73 | | | 146 | CUT | |
| 1995 | 73 | 72 | | | 145 | CUT | |
| 2003 | 64 | 70 | 72 | 72 | 278 | T36 | \$18,433.33 |
| 2004 | 75 | 69 | | | 144 | CUT | |
| 2005 | 68 | 69 | 74 | 81 | 292 | T76 | 8,041.00 |
| | | | | | | Total | \$26,474.33 |

INDIVIDUAL RESULTS

PAVIN, COREY (68.97)

| Year | 1st | 2nd | 3rd | 4th | Total | Finish | Money |
|------|-----|-----|-----|-----|-------|--------|----------------|
| 1984 | 71 | 70 | 70 | 75 | 286 | T45 | \$1,083.56 |
| 1985 | 74 | 64 | 67 | 74 | 279 | T37 | 2,580.00 |
| 1986 | 69 | 69 | 70 | 71 | 279 | T36 | 3,154.86 |
| 1989 | 70 | 71 | | | 141 | CUT | |
| 1991 | 65 | 67 | 70 | 69 | 271 | T2 | 88,000.00 |
| 1993 | 67 | 65 | 73 | 69 | 274 | 4 | 48,000.00 |
| 1994 | 65 | 73 | 66 | 67 | 271 | T3 | 57,600.00 |
| 1995 | 70 | 67 | 66 | 69 | 272 | T11 | 26,400.00 |
| 1997 | 76 | 72 | | | 148 | CUT | |
| 2001 | 69 | 71 | 71 | 67 | 278 | T55 | 6,975.00 |
| 2002 | 67 | 74 | 72 | 67 | 280 | T54 | 9,000.00 |
| 2004 | 62 | 72 | 68 | 70 | 272 | T6 | 140,700.00 |
| 2005 | 66 | 69 | 67 | 68 | 270 | 8 | 133,300.00 |
| 2006 | 66 | 73 | 68 | 69 | 276 | T21 | 39,160.00 |
| 2007 | 70 | 66 | 77 | 66 | 279 | T36 | 27,042.86 |
| 2008 | 68 | 66 | 70 | 64 | 268 | T10 | 150,000.00 |
| 2009 | 68 | 70 | | | 138 | CUT | |
| 2010 | 65 | 66 | 69 | 66 | 266 | T2 | 528,000.00 |
| 2011 | 70 | 72 | | | 142 | CUT | |
| | | | | | | Total | \$1,260,996.28 |

PAYNE, BOB (68.88)

| Year | 1st | 2nd | 3rd | 4th | Total | Finish | Money |
|------|-----|-----|-----|-----|-------|--------|------------|
| 1973 | 70 | 66 | 64 | 67 | 267 | T7 | \$5,460.00 |
| 1974 | 70 | 65 | 74 | 75 | 284 | T64 | 345.00 |
| | | | | | | Total | \$5,805.00 |

PEARCE, EDDIE (70.63)

| Year | 1st | 2nd | 3rd | 4th | Total | Finish | Money |
|------|-----|-----|-----|-----|-------|--------|------------|
| 1974 | 66 | 72 | 71 | 68 | 277 | T20 | \$1,928.58 |
| 1981 | 73 | 68 | | | 141 | CUT | |
| 1993 | 74 | 73 | | | 147 | CUT | |
| | | | | | | Total | \$1,928.58 |

PEARSON, RICK (70.00)

| Year | 1st | 2nd | 3rd | 4th | Total | Finish | Money |
|------|-----|-----|-----|-----|-------|--------|------------|
| 1983 | 71 | 71 | | | 142 | CUT | |
| 1988 | 69 | 69 | 70 | 67 | 275 | T19 | \$7,365.56 |
| 1989 | 71 | 72 | | | 143 | CUT | |
| | | | | | | Total | \$7,365.56 |

PECK, MIKE (71.90)

| Year | 1st | 2nd | 3rd | 4th | Total | Finish | Money |
|------|-----|-----|-----|-----|-------|--------|------------|
| 1980 | 73 | 71 | | | 144 | CUT | |
| 1983 | 70 | 68 | 74 | 76 | 288 | T68 | \$609.00 |
| 1984 | 73 | 72 | 72 | 70 | 287 | T54 | 896.00 |
| | | | | | | Total | \$1,505.00 |

PEEGE, DAVE (71.33)

| Year | 1st | 2nd | 3rd | 4th | Total | Finish | Money |
|------|-----|-----|-----|-----|-------|--------|-------------|
| 1992 | 77 | 72 | | | 149 | W/D | |
| 1993 | 71 | 70 | 72 | 66 | 279 | T16 | \$15,500.00 |
| | | | | | | Total | \$15,500.00 |

PEETE, CALVIN (69.65)

| Year | 1st | 2nd | 3rd | 4th | Total | Finish | Money |
|------|-----|-----|-----|-----|-------|--------|-------------|
| 1977 | 67 | 67 | 69 | 67 | 270 | T6 | \$6,825.00 |
| 1978 | 67 | 68 | 70 | 71 | 276 | T38 | 903.00 |
| 1980 | 66 | 67 | 70 | 72 | 275 | T23 | 2,528.57 |
| 1981 | 70 | 69 | 69 | 70 | 278 | T67 | 609.00 |
| 1985 | 68 | 72 | 71 | 72 | 283 | T54 | 1,386.00 |
| 1990 | 73 | 71 | | | 144 | CUT | |
| 1991 | 76 | | | | 76 | W/D | |
| | | | | | | Total | \$12,251.57 |

PENECALE, SAM (72.50)

| Year | 1st | 2nd | 3rd | 4th | Total | Finish | Money |
|------|-----|-----|-----|-----|-------|--------|-------|
| 1954 | 76 | 71 | 70 | 73 | 290 | T57 | |
| | | | | | | Total | |

PEOPLES, DAVID (70.61)

| Year | 1st | 2nd | 3rd | 4th | Total | Finish | Money |
|------|-----|-----|-----|-----|-------|--------|--------------|
| 1983 | 70 | 70 | | | 140 | CUT | |
| 1984 | 73 | 77 | | | 150 | CUT | |
| 1986 | 74 | 70 | | | 144 | CUT | |
| 1987 | 76 | 78 | | | 154 | CUT | |
| 1988 | 71 | 70 | | | 141 | CUT | |
| 1989 | 69 | 70 | 74 | 68 | 281 | T60 | \$2,170.00 |
| 1990 | 75 | 65 | | | 140 | CUT | |
| 1991 | 67 | 71 | 68 | 69 | 275 | T14 | 16,500.00 |
| 1992 | 72 | 75 | | | 147 | W/D | |
| 1994 | 76 | | | | 76 | W/D | |
| 1995 | 73 | 68 | 67 | 67 | 275 | T24 | 10,230.00 |
| 1996 | 69 | 73 | 75 | 74 | 291 | T74 | 2,850.00 |
| 2000 | 69 | 70 | 68 | 67 | 274 | T32 | 13,626.67 |
| 2001 | 71 | 68 | 69 | 70 | 278 | T55 | 6,975.00 |
| 2002 | 69 | 65 | 70 | 73 | 277 | T33 | 21,133.33 |
| 2003 | 69 | 72 | | | 141 | CUT | |
| 2004 | 66 | 70 | 73 | 67 | 276 | T27 | 29,820.00 |
| | | | | | | Total | \$103,305.00 |

INDIVIDUAL RESULTS

PERCY, CAMERON (69.57)

| Year | 1st | 2nd | 3rd | 4th | Total | Finish | Money |
|------|-----|-----|-----|-----|-------|--------|-------------|
| 2010 | 77 | 68 | | | 145 | CUT | |
| 2013 | 71 | 68 | 71 | 67 | 277 | T30 | \$32,584.00 |
| 2015 | 69 | 69 | 68 | 70 | 276 | T54 | 14,528.00 |
| 2016 | 69 | 69 | 67 | 71 | 276 | T47 | 16,573.33 |
| | | | | | | Total | \$63,685.33 |

PEREZ, PAT (70.00)

| Year | 1st | 2nd | 3rd | 4th | Total | Finish | Money |
|------|-----|-----|-----|-----|-------|--------|-------------|
| 2003 | 71 | 72 | | | 143 | CUT | |
| 2004 | 69 | 69 | 70 | 74 | 282 | T61 | \$8,946.00 |
| 2005 | 70 | 66 | 70 | 68 | 274 | T20 | 48,332.00 |
| 2007 | 69 | 68 | 66 | 76 | 279 | T36 | 27,042.85 |
| 2009 | 71 | 71 | | | 142 | CUT | |
| | | | | | | Total | \$84,320.85 |

PERKINS, TRAVIS (73.00)

| Year | 1st | 2nd | 3rd | 4th | Total | Finish | Money |
|------|-----|-----|-----|-----|-------|--------|-------|
| 2008 | 73 | WD | | | | WD | |
| | | | | | | Total | |

PERKS, CRAIG (72.83)

| Year | 1st | 2nd | 3rd | 4th | Total | Finish | Money |
|------|-----|-----|-----|-----|-------|--------|------------|
| 2000 | 79 | 71 | | | 150 | CUT | |
| 2001 | 69 | 77 | | | 146 | CUT | |
| 2004 | 69 | 71 | 75 | 67 | 282 | T61 | \$8,946.00 |
| 2005 | 70 | 76 | | | 146 | CUT | |
| 2007 | 74 | 76 | | | 150 | CUT | |
| | | | | | | Total | \$8,946.00 |

PERNICE, JR., TOM (69.8)

| Year | 1st | 2nd | 3rd | 4th | Total | Finish | Money |
|------|-----|-----|-----|-----|-------|--------|--------------|
| 1986 | 73 | 72 | | | 145 | CUT | |
| 1988 | 74 | 70 | | | 144 | CUT | |
| 1989 | 69 | 68 | 72 | 69 | 278 | T41 | \$3,600.00 |
| 1990 | 74 | 68 | | | 142 | CUT | |
| 1997 | 67 | 71 | 69 | 69 | 276 | T21 | 14,081.25 |
| 1998 | 70 | 73 | | | 143 | CUT | |
| 1999 | 68 | 68 | 69 | 67 | 272 | T20 | 27,083.34 |
| 2000 | 72 | 72 | | | 144 | CUT | |
| 2001 | 68 | 68 | 66 | 65 | 267 | 6 | 111,600.00 |
| 2002 | 68 | 71 | 72 | 68 | 279 | T49 | 9,872.00 |
| 2003 | 70 | 65 | 71 | 74 | 280 | T47 | 10,576.00 |
| 2004 | 70 | 66 | 68 | 67 | 271 | T3 | 218,400.00 |
| 2005 | 70 | 71 | | | 141 | CUT | |
| 2006 | 71 | 74 | | | 145 | CUT | |
| 2007 | 68 | 70 | 68 | 70 | 276 | T22 | 54,085.71 |
| 2008 | 65 | 68 | 68 | 68 | 269 | T13 | 106,000.00 |
| 2010 | 75 | 67 | | | 142 | CUT | |
| 2012 | 74 | 66 | 73 | | 213 | T84 | 10,140.00 |
| | | | | | | Total | \$565,438.30 |

PERRY, CHRIS (70.87)

| Year | 1st | 2nd | 3rd | 4th | Total | Finish | Money |
|------|-----|-----|-----|-----|-------|--------|-------------|
| 1985 | 72 | 70 | | | 142 | T70 | \$1,176.00 |
| 1986 | 74 | 69 | | | 143 | CUT | |
| 1987 | 72 | 73 | | | 145 | CUT | |
| 1989 | 70 | 72 | | | 142 | CUT | |
| 1990 | 63 | 69 | 68 | 69 | 269 | T2 | 66,000.00 |
| 1991 | 77 | | | | 77 | W/D | |
| 1996 | 72 | 73 | | | 145 | CUT | |
| | | | | | | Total | \$67,176.00 |

PERRY, KENNY (68.98)

| Year | 1st | 2nd | 3rd | 4th | Total | Finish | Money |
|------|-----|-----|-----|-----|-------|--------|----------------|
| 1987 | 72 | 71 | | | 143 | CUT | |
| 1988 | 67 | 68 | 68 | 70 | 273 | T12 | \$15,400.00 |
| 1989 | 72 | 71 | | | 143 | CUT | |
| 1990 | 68 | 66 | 73 | 67 | 274 | T27 | 6,516.67 |
| 1991 | 67 | 67 | 70 | 70 | 274 | T10 | 24,000.00 |
| 1992 | 72 | 73 | | | 145 | CUT | |
| 1993 | 68 | 69 | 70 | 68 | 275 | T5 | 38,000.00 |
| 1994 | 67 | 68 | 69 | 72 | 276 | T15 | 19,200.00 |
| 1995 | 68 | 75 | | | 143 | CUT | |
| 1996 | 73 | 75 | | | 148 | CUT | |
| 1997 | 68 | 69 | 69 | 70 | 276 | T21 | 14,081.25 |
| 1998 | 65 | 69 | 67 | 68 | 269 | T9 | 54,000.00 |
| 1999 | 68 | 77 | | | 145 | CUT | |
| 2001 | 68 | 68 | 70 | 63 | 269 | T7 | 83,921.43 |
| 2002 | 70 | 71 | 64 | 68 | 273 | T13 | 72,800.00 |
| 2003 | 66 | 68 | 67 | 69 | 270 | T4 | 165,333.33 |
| 2005 | 70 | 69 | 67 | 63 | 269 | 7 | 144,050.00 |
| 2006 | 67 | 71 | 75 | 71 | 284 | T66 | 9,108.00 |
| 2007 | 65 | 71 | 70 | 69 | 275 | T15 | 90,000.00 |
| 2008 | 66 | 67 | 65 | 69 | 267 | T6 | 194,250.00 |
| 2009 | 61 | 68 | 66 | 63 | 258 | 1 | 1,080,000.00 |
| 2010 | 69 | 68 | 73 | 73 | 283 | T74 | 11,400.00 |
| 2011 | 71 | 70 | | | 141 | CUT | |
| 2012 | 73 | 72 | | | 145 | CUT | |
| | | | | | | Total | \$2,022,060.68 |

INDIVIDUAL RESULTS

PERSONS, PETER (71.83)

| Year | 1st | 2nd | 3rd | 4th | Total | Finish | Money |
|------|-----|-----|-----|-----|-------|--------|------------|
| 1992 | 75 | 71 | | | 146 | CUT | |
| 1993 | 71 | 72 | 72 | 70 | 285 | T51 | \$2,340.00 |
| | | | | | | Total | \$2,340.00 |

PESACOV, DAVE (72.00)

| Year | 1st | 2nd | 3rd | 4th | Total | Finish | Money |
|------|-----|-----|-----|-----|-------|--------|-------|
| 1988 | 72 | 72 | | | 144 | CUT | |
| | | | | | | Total | |

PETERSON, JOHN (70.00)

| Year | 1st | 2nd | 3rd | 4th | Total | Finish | Money |
|------|-----|-----|-----|-----|-------|--------|-------------|
| 2012 | 70 | 70 | 73 | | 213 | T84 | \$10,140.00 |
| 2014 | 70 | 72 | | | 142 | CUT | |
| 2015 | 70 | 66 | 69 | 70 | 275 | T48 | 16,085.34 |
| | | | | | | Total | \$26,225.34 |

PETERSON, LES (69.25)

| Year | 1st | 2nd | 3rd | 4th | Total | Finish | Money |
|------|-----|-----|-----|-----|-------|--------|----------|
| 1969 | 68 | 71 | 68 | 70 | 277 | T20 | \$964.28 |
| | | | | | | Total | \$964.28 |

PETERSON, MATT (71.00)

| Year | 1st | 2nd | 3rd | 4th | Total | Finish | Money |
|------|-----|-----|-----|-----|-------|--------|-------|
| 2002 | 72 | 70 | | | 142 | CUT | |
| | | | | | | Total | |

PETRI, RANDY (71.88)

| Year | 1st | 2nd | 3rd | 4th | Total | Finish | Money |
|------|-----|-----|-----|-----|-------|--------|----------|
| 1967 | 73 | 68 | 77 | 71 | 289 | T65 | |
| 1971 | 72 | 68 | 74 | 72 | 286 | T78 | \$115.00 |
| | | | | | | Total | \$115.00 |

PETROVIC, TIM (73.66)

| Year | 1st | 2nd | 3rd | 4th | Total | Finish | Money |
|------|-----|-----|-----|-----|-------|--------|--------------|
| 1988 | 76 | 75 | | | 151 | CUT | |
| 1989 | 67 | 72 | 70 | 70 | 279 | T47 | \$2,568.57 |
| 1990 | 71 | 72 | | | 143 | CUT | |
| 1991 | 74 | 74 | | | 148 | CUT | |
| 1992 | 74 | 74 | | | 148 | CUT | |
| 1996 | 73 | 74 | | | 147 | CUT | |
| 2002 | 71 | 68 | 68 | 71 | 278 | T39 | 14,416.00 |
| 2003 | 68 | 70 | 72 | 68 | 278 | T36 | 18,433.33 |
| 2004 | 68 | 70 | 74 | 65 | 277 | T32 | 20,440.00 |
| 2005 | 67 | 67 | 70 | 72 | 276 | T31 | 25,499.00 |
| 2006 | 70 | 69 | 72 | 71 | 282 | T59 | 9,636.00 |
| 2007 | 71 | 68 | 68 | 71 | 278 | T33 | 33,900.00 |
| 2008 | 69 | 70 | | | 139 | CUT | |
| 2009 | 68 | 69 | 71 | 69 | 277 | T63 | 12,600.00 |
| 2010 | 67 | 69 | 66 | 69 | 271 | T21 | 60,000.00 |
| 2011 | 66 | 69 | 68 | 68 | 271 | T38 | 27,000.00 |
| 2012 | 71 | 69 | 70 | | 210 | T71 | 11,640.00 |
| 2013 | 69 | 70 | 70 | 72 | 281 | T63 | 12,871.00 |
| 2014 | 74 | 69 | | | 143 | CUT | |
| 2015 | 79 | 70 | | | 149 | CUT | |
| 2016 | 71 | 70 | | | 140 | CUT | |
| | | | | | | Total | \$249,003.90 |

PETERSSON, CARL (68.37)

| Year | 1st | 2nd | 3rd | 4th | Total | Finish | Money |
|------|-----|-----|-----|-----|-------|--------|--------------|
| 2005 | 72 | 71 | | | 143 | CUT | |
| 2006 | 66 | 71 | 73 | 67 | 277 | T31 | \$23,906.66 |
| 2007 | 65 | 72 | 72 | 66 | 275 | T15 | 90,000.00 |
| 2008 | 70 | 65 | 70 | 68 | 273 | T37 | 25,800.00 |
| 2010 | 67 | 68 | 67 | 71 | 273 | T34 | 29,025.00 |
| 2011 | 68 | 68 | 65 | 68 | 269 | T24 | 46,425.00 |
| 2013 | 72 | 70 | | | 142 | CUT | |
| 2014 | 68 | 67 | 66 | 68 | 269 | T7 | 186,775.00 |
| 2015 | 65 | 66 | 70 | 65 | 267 | 5 | 256,000.00 |
| | | | | | | Total | \$657,931.66 |

PEZZULLO, JOE (74.86)

| Year | 1st | 2nd | 3rd | 4th | Total | Finish | Money |
|------|-----|-----|-----|-----|-------|--------|-------|
| 1952 | 73 | 76 | 76 | 74 | 299 | T58 | |
| 1955 | 74 | 70 | 81 | | 225 | W/D | |
| | | | | | | Total | |

PFEIL, MARK (70.31)

| Year | 1st | 2nd | 3rd | 4th | Total | Finish | Money |
|------|-----|-----|-----|-----|-------|--------|-------------|
| 1977 | 70 | 69 | 68 | 75 | 282 | T64 | \$351.83 |
| 1981 | 67 | 69 | 69 | 64 | 269 | T12 | 6,300.00 |
| 1982 | 65 | 72 | 66 | 69 | 272 | T28 | 1,791.82 |
| 1983 | 71 | 70 | | | 141 | CUT | |
| 1984 | 73 | 72 | 74 | 67 | 286 | T45 | 1,083.56 |
| 1985 | 71 | 72 | | | 143 | CUT | |
| 1986 | 70 | 70 | 70 | 69 | 279 | T36 | 3,154.86 |
| 1987 | 69 | 72 | 71 | 75 | 287 | T71 | 1,330.00 |
| 1988 | 70 | 75 | | | 145 | CUT | |
| 1989 | 68 | 73 | | | 141 | CUT | |
| 1996 | 72 | 71 | 68 | 75 | 286 | T56 | 3,360.00 |
| | | | | | | Total | \$17,372.07 |

INDIVIDUAL RESULTS

PHILLIPS, FRANK (70.50)

| Year | 1st | 2nd | 3rd | 4th | Total | Finish | Money |
|------|-----|-----|-----|-----|-------|--------|---------|
| 1958 | 70 | 71 | 68 | 73 | 282 | T35 | \$20.00 |
| | | | | | | Total | \$20.00 |

PHILO, DAVE (70.00)

| Year | 1st | 2nd | 3rd | 4th | Total | Finish | Money |
|------|-----|-----|-----|-----|-------|--------|----------|
| 1965 | 73 | 71 | 69 | 67 | 280 | T21 | \$777.78 |
| | | | | | | Total | \$777.78 |

PICARD, JIMMY (71.75)

| Year | 1st | 2nd | 3rd | 4th | Total | Finish | Money |
|------|-----|-----|-----|-----|-------|--------|----------|
| 1970 | 68 | 70 | 73 | 76 | 287 | T67 | \$173.91 |
| | | | | | | Total | \$173.91 |

PIERCY, SCOTT (72.75)

| Year | 1st | 2nd | 3rd | 4th | Total | Finish | Money |
|------|-----|-----|-----|-----|-------|--------|-------|
| 2007 | 75 | 75 | | | 150 | CUT | |
| 2010 | 71 | 70 | | | 141 | CUT | |
| | | | | | | Total | |

PIEROT, BILLY (71.17)

| Year | 1st | 2nd | 3rd | 4th | Total | Finish | Money |
|------|-----|-----|-----|-----|-------|--------|------------|
| 1986 | 73 | 69 | 68 | 70 | 280 | T43 | \$2,045.40 |
| 1989 | 73 | 74 | | | 147 | CUT | |
| | | | | | | Total | \$2,045.40 |

PILLER, MARTIN (72.00)

| Year | 1st | 2nd | 3rd | 4th | Total | Finish | Money |
|------|-----|-----|-----|-----|-------|--------|-------|
| 2011 | 72 | 72 | | | 144 | CUT | |
| 2016 | 74 | 70 | | | 144 | CUT | |
| | | | | | | Total | |

PINCKNEY, SCOTT (69.25)

| Year | 1st | 2nd | 3rd | 4th | Total | Finish | Money |
|------|-----|-----|-----|-----|-------|--------|-------------|
| 2015 | 67 | 71 | 67 | 68 | 273 | T25 | \$41,234.28 |
| 2016 | 68 | 67 | 74 | 72 | 281 | 69 | 13,332.00 |
| | | | | | | Total | \$54,566.28 |

PINNS, GARY (77.50)

| Year | 1st | 2nd | 3rd | 4th | Total | Finish | Money |
|------|-----|-----|-----|-----|-------|--------|-------|
| 1984 | 78 | 77 | | | 155 | CUT | |
| | | | | | | Total | |

PITTMAN, JERRY (70.92)

| Year | 1st | 2nd | 3rd | 4th | Total | Finish | Money |
|------|-----|-----|-----|-----|-------|--------|------------|
| 1960 | 71 | 73 | 69 | 74 | 287 | T53 | |
| 1963 | 68 | 69 | 72 | 75 | 284 | 20 | \$650.00 |
| 1964 | 70 | 67 | 73 | 70 | 280 | T28 | 562.50 |
| | | | | | | Total | \$1,212.50 |

PITZER, GREG (70.50)

| Year | 1st | 2nd | 3rd | 4th | Total | Finish | Money |
|------|-----|-----|-----|-----|-------|--------|----------|
| 1978 | 70 | 68 | 72 | 72 | 282 | T67 | \$330.75 |
| | | | | | | Total | \$330.75 |

PLAYER, GARY (69.13)

| Year | 1st | 2nd | 3rd | 4th | Total | Finish | Money |
|------|-----|-----|-----|-----|-------|--------|-------------|
| 1958 | 66 | 71 | 68 | 69 | 274 | T8 | \$900.00 |
| 1960 | 71 | 71 | 69 | 70 | 281 | T20 | 330.00 |
| 1961 | 71 | 70 | 71 | 69 | 281 | T30 | 106.25 |
| 1967 | 65 | 69 | 71 | 69 | 274 | T3 | 5,150.00 |
| 1973 | 66 | 67 | 67 | 67 | 267 | T7 | 5,460.00 |
| 1974 | 69 | 71 | 69 | 73 | 282 | T52 | 460.00 |
| 1975 | 69 | 68 | 69 | 66 | 272 | T9 | 5,200.00 |
| 1984 | 69 | 74 | 69 | 69 | 281 | T20 | 4,333.34 |
| | | | | | | Total | \$21,939.59 |

PLAYER, WAYNE (80.00)

| Year | 1st | 2nd | 3rd | 4th | Total | Finish | Money |
|------|-----|-----|-----|-----|-------|--------|-------|
| 1984 | 83 | 77 | | | 160 | CUT | |
| | | | | | | Total | |

POHL, DAN (69.78)

| Year | 1st | 2nd | 3rd | 4th | Total | Finish | Money |
|------|-----|-----|-----|-----|-------|--------|--------------|
| 1982 | 70 | 68 | 70 | 71 | 279 | T64 | \$627.00 |
| 1985 | 68 | 69 | 68 | 66 | 271 | T2 | 52,800.00 |
| 1986 | 69 | 72 | 67 | 68 | 276 | T18 | 8,820.00 |
| 1987 | 69 | 68 | 70 | 69 | 276 | T15 | 11,200.00 |
| 1991 | 70 | 69 | 67 | 67 | 273 | T7 | 31,166.67 |
| 1993 | 70 | 82 | | | 152 | CUT | |
| 1994 | 74 | 68 | | | 142 | CUT | |
| 1995 | 69 | 69 | 70 | 66 | 274 | T18 | 15,120.00 |
| 1996 | 70 | 70 | 79 | 71 | 290 | T72 | 2,925.00 |
| | | | | | | Total | \$122,658.67 |

POINTS, D.A. (70.50)

| Year | 1st | 2nd | 3rd | 4th | Total | Finish | Money |
|------|-----|-----|-----|-----|-------|--------|-------------|
| 2005 | 67 | 72 | 73 | 73 | 285 | T71 | \$8,471.00 |
| 2006 | 67 | 75 | | | 142 | CUT | |
| 2009 | 65 | 72 | 69 | 70 | 276 | T59 | \$13,140.00 |
| 2014 | 71 | 72 | | | 143 | CUT | |
| | | | | | | Total | \$21,611.00 |

INDIVIDUAL RESULTS

POOLEY, DON (69.89)

| Year | 1st | 2nd | 3rd | 4th | Total | Finish | Money |
|------|-----|-----|-----|-----|-------|--------|--------------|
| 1976 | 73 | 70 | | | 143 | CUT | |
| 1977 | 70 | 67 | 73 | 71 | 281 | T59 | \$409.40 |
| 1978 | 76 | 68 | | | 144 | CUT | |
| 1979 | 73 | 77 | | | 150 | CUT | |
| 1982 | 68 | 70 | 68 | 66 | 272 | T28 | 1,791.82 |
| 1983 | 70 | 67 | 64 | 69 | 270 | 4 | 14,400.00 |
| 1985 | 75 | 69 | | | 144 | CUT | |
| 1992 | 68 | 70 | 70 | 71 | 279 | T11 | 22,000.00 |
| 1993 | 70 | 70 | 66 | 71 | 277 | T7 | 30,125.00 |
| 1995 | 67 | 72 | 66 | 65 | 270 | T5 | 43,800.00 |
| 1996 | 69 | 70 | 73 | 71 | 283 | T37 | 6,300.00 |
| 1997 | 69 | 70 | 67 | 72 | 278 | T35 | 7,395.00 |
| 1998 | 73 | 71 | | | 144 | CUT | |
| 1999 | 66 | 74 | | | 140 | CUT | |
| | | | | | | Total | \$126,221.22 |

PORTER, BILL (70.50)

| Year | 1st | 2nd | 3rd | 4th | Total | Finish | Money |
|------|-----|-----|-----|-----|-------|--------|------------|
| 1995 | 74 | 67 | 69 | 72 | 282 | T59 | \$2,592.00 |
| | | | | | | Total | \$2,592.00 |

PORTER, JOE (70.19)

| Year | 1st | 2nd | 3rd | 4th | Total | Finish | Money |
|------|-----|-----|-----|-----|-------|--------|------------|
| 1971 | 67 | 68 | 71 | 78 | 284 | T72 | \$115.00 |
| 1974 | 70 | 70 | 69 | 69 | 278 | T27 | 1,390.00 |
| 1977 | 68 | 70 | 69 | 69 | 276 | T25 | 1,585.50 |
| 1978 | 71 | 67 | 71 | 76 | 285 | 76 | |
| | | | | | | Total | \$3,090.50 |

PORTER, LEE (71.44)

| Year | 1st | 2nd | 3rd | 4th | Total | Finish | Money |
|------|-----|-----|-----|-----|-------|--------|-------------|
| 1993 | 76 | 80 | | | 156 | CUT | |
| 1997 | 75 | 71 | | | 146 | CUT | |
| 1998 | 69 | 70 | 66 | 70 | 275 | T31 | \$11,860.00 |
| 1999 | 71 | 67 | 69 | 67 | 274 | T34 | 12,357.14 |
| 2001 | 73 | 75 | | | 148 | CUT | |
| 2002 | 72 | 72 | | | 144 | CUT | |
| | | | | | | Total | \$24,217.14 |

POTT, JOHNNY (70.34)

| Year | 1st | 2nd | 3rd | 4th | Total | Finish | Money |
|------|-----|-----|-----|-----|-------|--------|------------|
| 1957 | 71 | 70 | 73 | 76 | 290 | T44 | |
| 1958 | 68 | 69 | 72 | 73 | 282 | T35 | \$20.00 |
| 1960 | 72 | 68 | 73 | 72 | 285 | T41 | |
| 1961 | 66 | 68 | 73 | 74 | 281 | T30 | 106.25 |
| 1963 | 73 | 69 | 70 | 69 | 281 | T12 | 960.00 |
| 1965 | 71 | 68 | 66 | 69 | 274 | 2 | 6,200.00 |
| 1966 | 69 | 69 | 68 | 73 | 279 | T38 | 481.66 |
| 1968 | 69 | 68 | 73 | 69 | 279 | T17 | 1,300.00 |
| | | | | | | Total | \$9,067.91 |

POTTER JR., TED (71.00)

| Year | 1st | 2nd | 3rd | 4th | Total | Finish | Money |
|------|-----|-----|-----|-----|-------|--------|-------|
| 2012 | 75 | 69 | | | 144 | CUT | |
| 2014 | 69 | 72 | | | 141 | CUT | |
| 2016 | 69 | 72 | | | 141 | CUT | |
| | | | | | | Total | |

POULTER, IAN (68.75)

| Year | 1st | 2nd | 3rd | 4th | Total | Finish | Money |
|------|-----|-----|-----|-----|-------|--------|-------------|
| 2011 | 68 | 68 | 66 | 67 | 269 | T24 | \$46,425.00 |
| 2012 | 68 | 71 | 68 | 71 | 278 | T62 | 12,900.00 |
| 2013 | 73 | 66 | 67 | 72 | 278 | T43 | 19,626.00 |
| | | | | | | Total | \$78,951.00 |

POWELL, JIMMY (71.25)

| Year | 1st | 2nd | 3rd | 4th | Total | Finish | Money |
|------|-----|-----|-----|-----|-------|--------|---------|
| 1962 | 71 | 75 | 70 | 69 | 285 | T37 | \$80.00 |
| | | | | | | Total | \$80.00 |

POWERS, GREG (70.44)

| Year | 1st | 2nd | 3rd | 4th | Total | Finish | Money |
|------|-----|-----|-----|-----|-------|--------|-------------|
| 1979 | 69 | 72 | 73 | 69 | 283 | T58 | \$663.00 |
| 1980 | 68 | 69 | 65 | 73 | 275 | T23 | 2,528.57 |
| 1981 | 69 | 69 | 64 | 66 | 268 | T8 | 8,400.00 |
| 1982 | 67 | 68 | 73 | 68 | 276 | T54 | 681.00 |
| 1983 | 70 | 74 | | | 144 | CUT | |
| 1984 | 69 | 76 | 74 | 72 | 291 | T73 | 772.00 |
| 1985 | 76 | 76 | | | 152 | CUT | |
| 1988 | 72 | | | | 72 | DQ | |
| | | | | | | Total | \$13,044.57 |

PRESNELL, ALISTAIR (71.00)

| Year | 1st | 2nd | 3rd | 4th | Total | Finish | Money |
|------|-----|-----|-----|-----|-------|--------|-------|
| 2013 | 72 | 70 | | | 142 | CUT | |
| | | | | | | Total | |

PRICE, ARON (69.83)

| Year | 1st | 2nd | 3rd | 4th | Total | Finish | Money |
|------|-----|-----|-----|-----|-------|--------|-------------|
| 2009 | 67 | 68 | 70 | 71 | 276 | T59 | \$13,140.00 |
| 2010 | 65 | 69 | 69 | 74 | 277 | T57 | 13,260.00 |
| 2011 | 69 | 66 | 68 | 70 | 273 | T52 | 14,310.00 |
| | | | | | | Total | \$40,710.00 |

INDIVIDUAL RESULTS

PRICE, NICK (69.70)

| Year | 1st | 2nd | 3rd | 4th | Total | Finish | Money |
|------|-----|-----|-----|-----|-------|--------|--------------|
| 1986 | 72 | 75 | | | 147 | CUT | |
| 1990 | 66 | 69 | 71 | 71 | 277 | T45 | \$2,752.50 |
| 1992 | 68 | 67 | 72 | 69 | 276 | T2 | 74,666.67 |
| 1993 | 67 | 70 | 69 | 65 | 271 | 1 | 180,000.00 |
| 1994 | 70 | 70 | 67 | 73 | 280 | T33 | 6,205.71 |
| 2004 | 67 | 76 | | | 143 | CUT | |
| | | | | | | Total | \$263,624.88 |

PRICE, PHILLIP (71.00)

| Year | 1st | 2nd | 3rd | 4th | Total | Finish | Money |
|------|-----|-----|-----|-----|-------|--------|-------|
| 2005 | 73 | 69 | | | 142 | CUT | |
| | | | | | | Total | |

PRICE, RICK (69.00)

| Year | 1st | 2nd | 3rd | 4th | Total | Finish | Money |
|------|-----|-----|-----|-----|-------|--------|--------|
| 2009 | 75 | 63 | | | 138 | CUT | |
| | | | | | | Total | \$0.00 |

PRIDE, DICKY (71.05)

| Year | 1st | 2nd | 3rd | 4th | Total | Finish | Money |
|------|-----|-----|-----|-----|-------|--------|--------------|
| 1994 | 78 | 70 | | | 148 | CUT | |
| 1995 | 71 | 69 | 72 | 71 | 283 | T66 | \$2,448.00 |
| 1996 | 70 | 70 | 68 | 67 | 275 | T3 | 78,000.00 |
| 1997 | 71 | 74 | | | 145 | CUT | |
| 1998 | 70 | 73 | | | 143 | CUT | |
| 1999 | 75 | 68 | | | 143 | CUT | |
| 2000 | 69 | 71 | | | 140 | CUT | |
| 2001 | 68 | 71 | 74 | 70 | 283 | T77 | 5,735.00 |
| 2002 | 68 | 73 | 69 | 72 | 282 | T63 | 8,400.00 |
| 2003 | 72 | 70 | | | 142 | CUT | |
| 2004 | 71 | 70 | 78 | 67 | 286 | T77 | 7,854.00 |
| 2007 | 74 | 75 | | | 149 | CUT | |
| 2013 | 67 | 71 | 72 | 71 | 281 | T63 | 12,871.00 |
| 2014 | 70 | 72 | | | 142 | CUT | |
| 2016 | 73 | 69 | | | 142 | CUT | |
| | | | | | | Total | \$115,308.00 |

PROBEN, BOB (70.75)

| Year | 1st | 2nd | 3rd | 4th | Total | Finish | Money |
|------|-----|-----|-----|-----|-------|--------|----------|
| 1981 | 67 | 70 | 74 | 72 | 283 | T88 | \$486.00 |
| 1982 | 73 | 68 | | | 141 | CUT | |
| 1988 | 71 | 71 | | | 142 | CUT | |
| | | | | | | Total | \$486.00 |

PRUGH, ALEX (70.70)

| Year | 1st | 2nd | 3rd | 4th | Total | Finish | Money |
|------|-----|-----|-----|-----|-------|--------|-------------|
| 2010 | 71 | 65 | 70 | 71 | 277 | T57 | \$13,260.00 |
| 2011 | 69 | 71 | | | 140 | CUT | |
| 2014 | 70 | 79 | | | 149 | CUT | |
| 2015 | 72 | 69 | | | 141 | CUT | |
| | | | | | | Total | \$13,260.00 |

PRUITT, DILLARD (70.55)

| Year | 1st | 2nd | 3rd | 4th | Total | Finish | Money |
|------|-----|-----|-----|-----|-------|--------|-------------|
| 1988 | 69 | 71 | 66 | 72 | 278 | T36 | \$3,013.78 |
| 1990 | 68 | 69 | 74 | 64 | 275 | T36 | 4,406.25 |
| 1991 | 65 | 72 | 72 | 73 | 282 | T56 | 2,230.00 |
| 1992 | 66 | 72 | 79 | 73 | 290 | T73 | 1,910.00 |
| 1993 | 73 | 73 | | | 146 | CUT | |
| 1994 | 70 | 71 | 64 | 76 | 281 | T40 | 4,440.00 |
| | | | | | | Total | \$16,000.03 |

PURDY, TED (70.00)

| Year | 1st | 2nd | 3rd | 4th | Total | Finish | Money |
|------|-----|-----|-----|-----|-------|--------|-------------|
| 1999 | 74 | 77 | | | 151 | CUT | |
| 2004 | 73 | 66 | 68 | 70 | 277 | T32 | \$20,440.00 |
| 2008 | 68 | 74 | | | 142 | CUT | |
| 2009 | 68 | 70 | | | 138 | CUT | |
| 2010 | 70 | 68 | 67 | 67 | 272 | T27 | 40,800.00 |
| | | | | | | Total | \$61,240.00 |

PUTZER, PAUL (69.25)

| Year | 1st | 2nd | 3rd | 4th | Total | Finish | Money |
|------|-----|-----|-----|-----|-------|--------|----------|
| 1973 | 69 | 69 | 67 | 72 | 277 | T50 | \$470.00 |
| | | | | | | Total | \$470.00 |

PUTZER, TOM (71.31)

| Year | 1st | 2nd | 3rd | 4th | Total | Finish | Money |
|------|-----|-----|-----|-----|-------|--------|------------|
| 1975 | 74 | 79 | | | 153 | CUT | |
| 1978 | 69 | 76 | | | 145 | CUT | |
| 1979 | 70 | 69 | 68 | 69 | 276 | T20 | \$3,026.25 |
| 1985 | 71 | 70 | 68 | 69 | 278 | T29 | 3,652.50 |
| 1986 | 75 | | | | 75 | W/D | |
| | | | | | | Total | \$6,678.75 |

INDIVIDUAL RESULTS

PUTNAM, MICHAEL (69.11)

| Year | 1st | 2nd | 3rd | 4th | Total | Finish | Money |
|------|-----|-----|-----|-----|-------|--------|--------------|
| 2005 | 65 | 69 | 71 | 63 | 268 | T4 | \$177,733.34 |
| 2007 | 72 | 70 | | | 142 | CUT | |
| 2011 | 65 | 70 | 69 | 73 | 277 | T67 | 12,240.00 |
| 2012 | 78 | 66 | | | 144 | CUT | |
| 2014 | 67 | 63 | 69 | 71 | 270 | T11 | 123,114.00 |
| 2015 | 70 | 73 | | | 143 | CUT | |
| | | | | | | Total | \$313,087.34 |

QUICK, SMILEY (70.50)

| Year | 1st | 2nd | 3rd | 4th | Total | Finish | Money |
|------|-----|-----|-----|-----|-------|--------|----------|
| 1954 | 72 | 69 | 72 | 69 | 282 | T25 | \$155.00 |
| | | | | | | Total | \$155.00 |

QUIGLEY, BRETT (70.50)

| Year | 1st | 2nd | 3rd | 4th | Total | Finish | Money |
|------|-----|-----|-----|-----|-------|--------|-------------|
| 1997 | 71 | 73 | | | 144 | CUT | |
| 1998 | 70 | 71 | | | 141 | CUT | |
| 1999 | 72 | 73 | | | 145 | CUT | |
| 2000 | 71 | 68 | 72 | 70 | 281 | T76 | \$5,208.00 |
| 2002 | 64 | 71 | 70 | 70 | 275 | T20 | 41,714.29 |
| 2003 | 68 | 69 | 73 | 75 | 285 | T71 | 7,880.00 |
| 2004 | 70 | 72 | | | 142 | CUT | |
| 2008 | 67 | 72 | | | 139 | CUT | |
| 2010 | 70 | 70 | | | 140 | CUT | |
| | | | | | | Total | \$54,802.29 |

QUIGLEY, DANA (68.25)

| Year | 1st | 2nd | 3rd | 4th | Total | Finish | Money |
|------|-----|-----|-----|-----|-------|--------|-------------|
| 1980 | 69 | 69 | 70 | 73 | 281 | T57 | \$663.00 |
| 1981 | 66 | 72 | 65 | 68 | 271 | T23 | 2,595.00 |
| 1982 | 70 | 69 | 61 | 67 | 267 | T9 | 8,400.00 |
| | | | | | | Total | \$11,658.00 |

QUINN, DAVE (75.00)

| Year | 1st | 2nd | 3rd | 4th | Total | Finish | Money |
|------|-----|-----|-----|-----|-------|--------|-------|
| 1993 | 73 | 77 | | | 150 | CUT | |
| | | | | | | Total | |

QUINN, FRAN (71.69)

| Year | 1st | 2nd | 3rd | 4th | Total | Finish | Money |
|------|-----|-----|-----|-----|-------|--------|-------------|
| 1992 | 72 | 76 | | | 148 | CUT | |
| 1993 | 72 | 78 | | | 150 | CUT | |
| 1997 | 70 | 75 | | | 145 | CUT | |
| 2008 | 69 | 70 | | | 139 | CUT | |
| 2011 | 71 | 63 | 69 | 72 | 275 | T59 | \$13,260.00 |
| 2012 | 72 | 74 | | | 146 | CUT | |
| 2013 | 71 | 73 | | | 144 | CUT | |
| | | | | | | Total | \$13,260.00 |

QUINNEY, JEFF (71.60)

| Year | 1st | 2nd | 3rd | 4th | Total | Finish | Money |
|------|-----|-----|-----|-----|-------|--------|-------|
| 2007 | 69 | 76 | | | 145 | CUT | |
| 2009 | 70 | 58 | | | 128 | W/D | |
| 2010 | 71 | 72 | | | 143 | CUT | |
| | | | | | | Total | |

RACHELS, SAMMY (71.20)

| Year | 1st | 2nd | 3rd | 4th | Total | Finish | Money |
|------|-----|-----|-----|-----|-------|--------|----------|
| 1975 | 68 | 71 | 72 | 73 | 284 | T59 | \$400.00 |
| 1985 | 72 | | | | 72 | W/D | |
| | | | | | | Total | \$400.00 |

RAGAN, DAVE (70.71)

| Year | 1st | 2nd | 3rd | 4th | Total | Finish | Money |
|------|-----|-----|-----|-----|-------|--------|------------|
| 1957 | 70 | 73 | 75 | 74 | 292 | T50 | |
| 1959 | 73 | 69 | 71 | 72 | 285 | T28 | \$175.00 |
| 1960 | 67 | 71 | 75 | 72 | 285 | T41 | |
| 1961 | 70 | 66 | 70 | 72 | 278 | T14 | 753.34 |
| 1962 | 70 | 69 | 70 | 73 | 282 | T21 | 450.00 |
| 1964 | 67 | 74 | 71 | 72 | 284 | T55 | |
| 1966 | 68 | 68 | 72 | 66 | 274 | T14 | 1,950.00 |
| | | | | | | Total | \$3,328.34 |

RAHM, JOHN (68.88)

| Year | 1st | 2nd | 3rd | 4th | Total | Finish | Money |
|---------|-----|-----|-----|-----|-------|--------|-------------|
| 2015(a) | 68 | 69 | 69 | 72 | 278 | T64 | |
| 2016 | 65 | 70 | 69 | 69 | 273 | T25 | \$47,226.66 |
| | | | | | | Total | \$47,226.66 |

RAINAUD, ADAM (73.25)

| Year | 1st | 2nd | 3rd | 4th | Total | Finish | Money |
|------|-----|-----|-----|-----|-------|--------|-------|
| 2014 | 72 | 73 | | | 145 | CUT | |
| 2016 | 74 | 74 | | | 148 | CUT | |
| | | | | | | Total | |

RALSTON, BOB (72.50)

| Year | 1st | 2nd | 3rd | 4th | Total | Finish | Money |
|------|-----|-----|-----|-----|-------|--------|-------|
| 1980 | 72 | 73 | | | 145 | CUT | |
| | | | | | | Total | |

RANDALL, ROSS (71.75)

| Year | 1st | 2nd | 3rd | 4th | Total | Finish | Money |
|------|-----|-----|-----|-----|-------|--------|----------|
| 1971 | 71 | 70 | 74 | 72 | 287 | 81 | \$115.00 |
| | | | | | | Total | \$115.00 |

INDIVIDUAL RESULTS

RANDHAWA, JYOTI (71.50)

| Year | 1st | 2nd | 3rd | 4th | Total | Finish | Money |
|------|-----|-----|-----|-----|-------|--------------|-------|
| 2004 | 71 | 72 | | | 143 | CUT Total | |

RANDOLPH, JONATHAN (69.25)

| Year | 1st | 2nd | 3rd | 4th | Total | Finish | Money |
|------|-----|-----|-----|-----|-------|--------------|----------------------------|
| 2015 | 67 | 69 | 71 | 71 | 277 | T60 Total | \$13,888.00 \$13,888.00 |

RANDOLPH, SAM (71.17)

| Year | 1st | 2nd | 3rd | 4th | Total | Finish | Money |
|------|-----|-----|-----|-----|-------|--------------|------------|
| 1986 | 73 | 67 | 70 | 70 | 280 | T43 | \$2,045.40 |
| 1991 | 77 | 70 | | | 147 | CUT Total | \$2,045.40 |

RANSOM, HENRY (71.25)

| Year | 1st | 2nd | 3rd | 4th | Total | Finish | Money |
|------|-----|-----|-----|-----|-------|--------------|------------------|
| 1956 | 70 | 71 | 70 | 72 | 283 | T28 | \$41.25 |
| 1959 | 71 | 72 | 71 | 73 | 287 | T35 Total | 44.29 \$85.54 |

RARICK, RICK (76.50)

| Year | 1st | 2nd | 3rd | 4th | Total | Finish | Money |
|------|-----|-----|-----|-----|-------|--------------|-------|
| 1982 | 78 | 75 | | | 153 | CUT Total | |

RASHELL, ROB (71.00)

| Year | 1st | 2nd | 3rd | 4th | Total | Finish | Money |
|------|-----|-----|-----|-----|-------|--------------|-------|
| 2005 | 73 | 69 | | | 142 | CUT Total | |

RASSETT, JOEY (74.13)

| Year | 1st | 2nd | 3rd | 4th | Total | Finish | Money |
|------|-----|-----|-----|-----|-------|--------------|-------|
| 1984 | 70 | 81 | | | 151 | CUT | |
| 1988 | 71 | 73 | | | 144 | CUT | |
| 1994 | 74 | 72 | | | 146 | CUT | |
| 1995 | 76 | 76 | | | 152 | CUT Total | |

RAULERSON, CHARLES (70.00)

| Year | 1st | 2nd | 3rd | 4th | Total | Finish | Money |
|------|-----|-----|-----|-----|-------|--------------|-------------|
| 1994 | 71 | 71 | | | 142 | CUT | |
| 1999 | 64 | 68 | 73 | 69 | 274 | T34 | \$12,357.15 |
| 2000 | 73 | 71 | | | 144 | CUT Total | \$12,357.15 |

RAUTMANN, DICK (70.25)

| Year | 1st | 2nd | 3rd | 4th | Total | Finish | Money |
|------|-----|-----|-----|-----|-------|--------------|----------------------|
| 1969 | 71 | 69 | 71 | 70 | 281 | T42 Total | \$297.50 \$297.50 |

RAYMOND, LEE (71.31)

| Year | 1st | 2nd | 3rd | 4th | Total | Finish | Money |
|------|-----|-----|-----|-----|-------|--------------|----------|
| 1960 | 69 | 70 | 76 | 76 | 291 | 63 | |
| 1961 | 68 | 71 | 72 | 71 | 282 | T38 | |
| 1964 | 69 | 70 | 69 | 70 | 278 | T15 | \$872.22 |
| 1965 | 69 | 72 | 73 | 76 | 290 | T77 Total | \$872.22 |

REASOR, MIKE (71.00)

| Year | 1st | 2nd | 3rd | 4th | Total | Finish | Money |
|------|-----|-----|-----|-----|-------|--------------|----------------------|
| 1972 | 72 | 68 | 73 | 71 | 284 | T52 Total | \$217.40 \$217.40 |

REAVIE, CHEZ (69.09)

| Year | 1st | 2nd | 3rd | 4th | Total | Finish | Money |
|------|-----|-----|-----|-----|-------|--------------|---------------------------|
| 2008 | 75 | 69 | | | 144 | CUT | |
| 2009 | 66 | 67 | 73 | 73 | 279 | T68 | \$12,180.00 |
| 2012 | 66 | 71 | 65 | 68 | 270 | T11 | 132,000.00 |
| 2013 | 71 | 69 | 70 | 68 | 278 | T43 | 19,626.00 |
| 2015 | 70 | 65 | 71 | 67 | 273 | T25 | 41,234.28 |
| 2016 | 70 | 67 | 70 | 69 | 276 | T47 Total | 16,573.33 \$221,613.61 |

REED, BUSTER (73.75)

| Year | 1st | 2nd | 3rd | 4th | Total | Finish | Money |
|------|-----|-----|-----|-----|-------|--------------|-------|
| 1955 | 73 | 74 | 76 | 72 | 295 | T53 Total | |

REED, PATRICK (68.88)

| Year | 1st | 2nd | 3rd | 4th | Total | Finish | Money |
|------|-----|-----|-----|-----|-------|--------------|----------------------------|
| 2012 | 73 | 66 | 68 | 69 | 276 | T47 | \$14,584.61 |
| 2013 | 66 | 66 | 73 | 70 | 275 | T18 | 76,860.00 |
| 2014 | 70 | 71 | | | 141 | CUT | |
| 2015 | 67 | 72 | | | 139 | CUT | |
| 2016 | 70 | 67 | 68 | 66 | 271 | T11 Total | 135,300.00 \$266,744.61 |

REESE, DON (72.20)

| Year | 1st | 2nd | 3rd | 4th | Total | Finish | Money |
|------|-----|-----|-----|-----|-------|--------------|--------------------------|
| 1989 | 73 | 76 | | | 149 | CUT | |
| 1990 | 72 | 76 | | | 148 | CUT | |
| 1994 | 77 | 71 | | | 148 | CUT | |
| 1995 | 71 | 68 | 71 | 67 | 277 | T33 Total | \$6,480.00 \$6,480.00 |

INDIVIDUAL RESULTS

REFRAM, DEAN (71.30)

| Year | 1st | 2nd | 3rd | 4th | Total | Finish | Money |
|------|-----|-----|-----|-----|-------|--------|----------|
| 1962 | 68 | 76 | 71 | 68 | 283 | T30 | \$270.00 |
| 1965 | 69 | 72 | 73 | 75 | 289 | T73 | |
| 1967 | 73 | 69 | 79 | 71 | 292 | T68 | |
| 1970 | 67 | 72 | 73 | 70 | 282 | T51 | 173.92 |
| 1971 | 69 | 72 | 70 | 69 | 280 | T48 | 157.86 |
| | | | | | | Total | \$601.78 |

REGALADO, VICTOR (69.34)

| Year | 1st | 2nd | 3rd | 4th | Total | Finish | Money |
|------|-----|-----|-----|-----|-------|--------|-------------|
| 1973 | 70 | 68 | 72 | 70 | 280 | T62 | \$355.00 |
| 1974 | 69 | 70 | 69 | 69 | 277 | T20 | 1,928.57 |
| 1975 | 69 | 68 | 65 | 67 | 269 | T4 | 8,800.00 |
| 1976 | 72 | 68 | 74 | 73 | 287 | T63 | 357.00 |
| 1977 | 67 | 63 | 72 | 67 | 269 | T4 | 9,240.00 |
| 1978 | 73 | 67 | 64 | 68 | 272 | T9 | 4,357.50 |
| 1979 | 69 | 70 | 67 | 67 | 273 | T10 | 7,200.00 |
| 1980 | 71 | 69 | 69 | 68 | 277 | T35 | 1,511.25 |
| 1981 | 69 | 71 | | | 140 | CUT | |
| 1982 | 67 | 67 | 72 | 75 | 281 | T70 | 588.00 |
| 1983 | 64 | 74 | 67 | 72 | 277 | T30 | 1,706.67 |
| 1984 | 70 | 75 | 74 | 68 | 287 | T54 | 896.00 |
| 1985 | 67 | 73 | 68 | 70 | 278 | T29 | 3,652.50 |
| | | | | | | Total | \$40,592.49 |

REGO, CLYDE (74.00)

| Year | 1st | 2nd | 3rd | 4th | Total | Finish | Money |
|------|-----|-----|-----|-----|-------|--------|-------|
| 1984 | 72 | 76 | | | 148 | CUT | |
| | | | | | | Total | |

REID, MIKE (69.33)

| Year | 1st | 2nd | 3rd | 4th | Total | Finish | Money |
|------|-----|-----|-----|-----|-------|--------|--------------|
| 1977 | 71 | 69 | 72 | 67 | 279 | T45 | \$567.00 |
| 1978 | 69 | 68 | 67 | 70 | 274 | T22 | 1,715.00 |
| 1979 | 72 | 68 | 73 | 70 | 283 | T58 | 663.00 |
| 1984 | 69 | 69 | 70 | 69 | 277 | T7 | 12,900.00 |
| 1985 | 71 | 72 | | | 143 | CUT | |
| 1991 | 71 | 69 | 68 | 65 | 273 | T7 | 31,166.67 |
| 1992 | 68 | 71 | 72 | 71 | 282 | T26 | 6,665.00 |
| 1994 | 66 | 68 | 69 | 72 | 275 | T9 | 28,800.00 |
| 1997 | 70 | 71 | 67 | 70 | 278 | T35 | 7,395.00 |
| 1999 | 69 | 68 | 68 | 69 | 274 | T34 | 12,357.14 |
| 2000 | 66 | 73 | 69 | 66 | 274 | T32 | 13,626.67 |
| | | | | | | Total | \$115,855.48 |

REID, STEVE (70.95)

| Year | 1st | 2nd | 3rd | 4th | Total | Finish | Money |
|------|-----|-----|-----|-----|-------|--------|------------|
| 1965 | 69 | 70 | 75 | 77 | 291 | T80 | |
| 1966 | 69 | 72 | 73 | 69 | 283 | T63 | |
| 1968 | 71 | 69 | 74 | 71 | 285 | T43 | \$171.67 |
| 1969 | 70 | 68 | 71 | 68 | 277 | T20 | 964.29 |
| 1972 | 70 | 69 | 72 | 72 | 283 | T47 | 273.48 |
| | | | | | | Total | \$1,409.44 |

REIF, RON (71.13)

| Year | 1st | 2nd | 3rd | 4th | Total | Finish | Money |
|------|-----|-----|-----|-----|-------|--------|----------|
| 1959 | 73 | 70 | 74 | 71 | 288 | T42 | |
| 1971 | 68 | 72 | 67 | 74 | 281 | T57 | \$115.00 |
| | | | | | | Total | \$115.00 |

REIFERS, KYLE (71.71)

| Year | 1st | 2nd | 3rd | 4th | Total | Finish | Money |
|------|-----|-----|-----|-----|-------|--------|-------|
| 2007 | 75 | | | | 75 | DQ | |
| 2012 | 74 | 68 | | | 142 | CUT | |
| 2015 | 70 | 70 | | | 140 | CUT | |
| 2016 | 69 | 76 | | | 145 | CUT | |
| | | | | | | Total | |

REITH, BOB (72.50)

| Year | 1st | 2nd | 3rd | 4th | Total | Finish | Money |
|------|-----|-----|-----|-----|-------|--------|-------|
| 1965 | 70 | 72 | 74 | 74 | 290 | T77 | |
| | | | | | | Total | |

RENNER, JACK (69.50)

| Year | 1st | 2nd | 3rd | 4th | Total | Finish | Money |
|------|-----|-----|-----|-----|-------|--------|-------------|
| 1979 | 68 | 67 | 66 | 67 | 268 | 2 | \$32,400.00 |
| 1980 | 71 | 69 | 67 | 73 | 280 | T54 | 690.00 |
| 1981 | 68 | 65 | 67 | 67 | 267 | T6 | 10,425.00 |
| 1982 | 69 | 70 | 64 | 68 | 271 | T22 | 2,785.00 |
| 1983 | 66 | 68 | 64 | 71 | 269 | T2 | 26,400.00 |
| 1985 | 71 | 68 | 68 | 68 | 275 | T14 | 10,200.00 |
| 1986 | 74 | 70 | | | 144 | CUT | |
| 1988 | 70 | 71 | | | 141 | CUT | |
| | | | | | | Total | \$82,900.00 |

RENNER, JIM (68.50)

| Year | 1st | 2nd | 3rd | 4th | Total | Finish | Money |
|------|-----|-----|-----|-----|-------|--------|-------------|
| 2011 | 63 | 74 | | | 137 | CUT | |
| 2014 | 69 | 72 | | | 141 | CUT | |
| 2015 | 67 | 68 | 70 | 70 | 275 | T48 | \$16,085.33 |
| | | | | | | Total | \$16,085.33 |

INDIVIDUAL RESULTS

RESNICK, BURTON (73.88)

| Year | 1st | 2nd | 3rd | 4th | Total | Finish | Money |
|------|-----|-----|-----|-----|-------|--------|-------|
| 1954 | 77 | 71 | 74 | 73 | 295 | T64 | |
| 1955 | 72 | 72 | 77 | 75 | 296 | T55 | |
| | | | | | | Total | |

RESTINO, JOHN (72.50)

| Year | 1st | 2nd | 3rd | 4th | Total | Finish | Money |
|------|-----|-----|-----|-----|-------|--------|-------|
| 2001 | 75 | 70 | | | 145 | CUT | |
| | | | | | | Total | |

RHOADS, RICK (69.58)

| Year | 1st | 2nd | 3rd | 4th | Total | Finish | Money |
|------|-----|-----|-----|-----|-------|--------|------------|
| 1971 | 66 | 68 | 73 | 71 | 278 | T31 | \$592.00 |
| 1972 | 67 | 66 | 71 | 72 | 276 | T11 | 2,625.00 |
| 1975 | 69 | 69 | 73 | 70 | 281 | T45 | 540.00 |
| | | | | | | Total | \$3,757.00 |

RHODES, TED (89.81)

| Year | 1st | 2nd | 3rd | 4th | Total | Finish | Money |
|------|-----|-----|-----|-----|-------|--------|---------|
| 1953 | | | | | 287 | T43 | |
| 1954 | 74 | 73 | 68 | 69 | 284 | T29 | \$55.00 |
| 1955 | 70 | 75 | 73 | 71 | 289 | T34 | |
| 1958 | 71 | 67 | 74 | 75 | 287 | T51 | |
| 1959 | 70 | 73 | 72 | 75 | 290 | T51 | |
| | | | | | | Total | \$55.00 |

RHYAN, DICK (69.33)

| Year | 1st | 2nd | 3rd | 4th | Total | Finish | Money |
|------|-----|-----|-----|-----|-------|--------|------------|
| 1965 | 65 | 72 | 74 | 71 | 282 | T37 | \$350.00 |
| 1971 | 69 | 67 | 71 | 70 | 277 | T25 | 830.50 |
| 1973 | 68 | 70 | 66 | 69 | 273 | T29 | 1,244.29 |
| | | | | | | Total | \$2,424.79 |

RHYAN, TAD (74.00)

| Year | 1st | 2nd | 3rd | 4th | Total | Finish | Money |
|------|-----|-----|-----|-----|-------|--------|-------|
| 1993 | 73 | 75 | | | 148 | CUT | |
| | | | | | | Total | |

RIDINGS, TAG (69.43)

| Year | 1st | 2nd | 3rd | 4th | Total | Finish | Money |
|------|-----|-----|-----|-----|-------|--------|--------------|
| 2004 | 67 | 71 | 77 | 70 | 285 | T75 | \$8,022.00 |
| 2005 | 73 | 68 | | | 141 | CUT | |
| 2006 | 67 | 69 | 70 | 77 | 283 | T63 | 9,328.00 |
| 2007 | 71 | 71 | | | 142 | CUT | |
| 2008 | 66 | 70 | 66 | 67 | 269 | T13 | 106,000.00 |
| 2009 | 64 | 69 | 65 | 66 | 264 | T7 | 193,500.00 |
| 2011 | 65 | 68 | 69 | 70 | 272 | T43 | 18,840.00 |
| 2013 | 68 | 65 | 71 | 74 | 278 | T43 | 19,626.00 |
| 2014 | 71 | 78 | | | 149 | CUT | |
| | | | | | | Total | \$355,316.00 |

RIEGEL, SKEE (70.50)

| Year | 1st | 2nd | 3rd | 4th | Total | Finish | Money |
|------|-----|-----|-----|-----|-------|--------|------------|
| 1952 | 66 | 67 | 71 | 73 | 277 | T2 | \$1,466.67 |
| 1953 | 70 | 68 | 73 | 73 | 284 | T35 | |
| 1968 | 68 | 70 | 72 | 75 | 285 | T43 | 171.66 |
| | | | | | | Total | \$1,638.33 |

RIEGGER, JOHN (70.25)

| Year | 1st | 2nd | 3rd | 4th | Total | Finish | Money |
|------|-----|-----|-----|-----|-------|--------|-------------|
| 1992 | 75 | 72 | | | 147 | W/D | |
| 1998 | 67 | 70 | 67 | 69 | 273 | T20 | \$22,480.00 |
| 2001 | 69 | 72 | | | 141 | CUT | |
| 2002 | 71 | 70 | 72 | 69 | 282 | T63 | 8,400.00 |
| 2003 | 75 | 74 | | | 149 | CUT | |
| 2006 | 70 | 73 | | | 143 | CUT | |
| 2008 | 69 | 70 | | | 139 | CUT | |
| | | | | | | Total | \$30,880.00 |

RILEY, CHRIS (68.40)

| Year | 1st | 2nd | 3rd | 4th | Total | Finish | Money |
|------|-----|-----|-----|-----|-------|--------|--------------|
| 1999 | 68 | 70 | 69 | 69 | 276 | T46 | \$6,587.50 |
| 2000 | 69 | 66 | 69 | 68 | 272 | T18 | 34,080.00 |
| 2001 | 65 | 70 | 78 | 68 | 281 | T73 | 5,983.00 |
| 2002 | 70 | 66 | 70 | 73 | 279 | T49 | 9,872.00 |
| 2003 | 72 | 65 | 63 | 68 | 268 | 2 | 432,000.00 |
| 2009 | 67 | 67 | 66 | 70 | 270 | T23 | 57,600.00 |
| 2010 | 68 | 65 | 69 | 65 | 267 | 4 | 288,000.00 |
| 2011 | 71 | 68 | | | 139 | CUT | |
| | | | | | | Total | \$834,122.50 |

INDIVIDUAL RESULTS

RINKER, LARRY (70.93)

| Year | 1st | 2nd | 3rd | 4th | Total | Finish | Money |
|------|-----|-----|-----|-----|-------|--------|-------------|
| 1981 | 68 | 68 | 72 | 72 | 280 | T74 | \$561.00 |
| 1982 | 69 | 71 | | | 140 | CUT | |
| 1984 | 69 | 72 | 69 | 69 | 279 | T11 | 8,480.00 |
| 1985 | 69 | 68 | 66 | 71 | 274 | T10 | 14,400.00 |
| 1986 | 71 | 73 | | | 144 | CUT | |
| 1987 | 71 | 73 | | | 144 | CUT | |
| 1991 | 71 | 66 | 66 | 70 | 273 | T7 | 31,166.66 |
| 1992 | 68 | 73 | 72 | 72 | 285 | T46 | 2,674.29 |
| 1993 | 76 | 73 | | | 149 | CUT | |
| 1994 | 74 | 69 | | | 143 | CUT | |
| 1995 | 72 | 77 | | | 149 | CUT | |
| 1996 | 71 | 71 | 75 | 75 | 292 | T77 | 2,775.00 |
| 1997 | 71 | 73 | | | 144 | CUT | |
| 1998 | 71 | 69 | | | 140 | CUT | |
| 1999 | 73 | 70 | | | 143 | CUT | |
| | | | | | | Total | \$60,056.95 |

RINKER, LEE (70.83)

| Year | 1st | 2nd | 3rd | 4th | Total | Finish | Money |
|------|-----|-----|-----|-----|-------|--------|-------------|
| 1984 | 67 | 76 | 71 | 71 | 285 | T37 | \$1,680.00 |
| 1995 | 68 | 65 | 73 | 71 | 277 | T33 | 6,480.00 |
| 1996 | 69 | 70 | 74 | 69 | 282 | T30 | 8,914.29 |
| 1997 | 77 | 68 | | | 145 | CUT | |
| 1998 | 73 | 73 | | | 146 | CUT | |
| 1999 | 69 | 71 | | | 140 | CUT | |
| | | | | | | Total | \$17,074.29 |

RINTOUL, STEVE (70.80)

| Year | 1st | 2nd | 3rd | 4th | Total | Finish | Money |
|------|-----|-----|-----|-----|-------|--------|------------|
| 1994 | 73 | 72 | | | 145 | CUT | |
| 1995 | 68 | 68 | 71 | 73 | 280 | T51 | \$2,824.00 |
| 1996 | 70 | 70 | 71 | 72 | 283 | T37 | 6,300.00 |
| | | | | | | Total | \$9,124.00 |

ROACH, WES (70.00)

| Year | 1st | 2nd | 3rd | 4th | Total | Finish | Money |
|------|-----|-----|-----|-----|-------|--------|-------------|
| 2014 | 68 | 70 | 71 | 70 | 279 | T61 | \$13,206.00 |
| 2016 | 68 | 73 | | | 141 | CUT | |
| | | | | | | Total | \$13,206.00 |

ROBERTS, LOREN (69.68)

| Year | 1st | 2nd | 3rd | 4th | Total | Finish | Money |
|------|-----|-----|-----|-----|-------|--------|--------------|
| 1984 | 73 | 77 | | | 150 | CUT | |
| 1986 | 69 | 72 | 69 | 68 | 278 | T29 | \$4,355.15 |
| 1987 | 71 | 70 | 73 | 72 | 286 | T65 | 1,435.00 |
| 1989 | 67 | 69 | 71 | 68 | 275 | T17 | 12,222.22 |
| 1990 | 67 | 66 | 68 | 69 | 270 | T6 | 32,375.00 |
| 1991 | 68 | 69 | 68 | 67 | 272 | T4 | 41,333.34 |
| 1992 | 74 | 71 | | | 145 | CUT | |
| 2004 | 67 | 72 | 69 | 67 | 275 | T21 | 42,000.00 |
| | | | | | | Total | \$133,720.71 |

ROBISON, JERRY (72.50)

| Year | 1st | 2nd | 3rd | 4th | Total | Finish | Money |
|------|-----|-----|-----|-----|-------|--------|-------|
| 1957 | 79 | 71 | 68 | 72 | 290 | T44 | |
| | | | | | | Total | |

ROCHA, ALEXANDRE (69.10)

| Year | 1st | 2nd | 3rd | 4th | Total | Finish | Money |
|------|-----|-----|-----|-----|-------|--------|-------------|
| 2011 | 65 | 66 | 69 | 70 | 270 | T33 | \$33,960.00 |
| 2012 | 73 | 72 | | | 145 | CUT | |
| 2015 | 66 | 70 | 69 | 71 | 276 | T54 | 14,528.00 |
| | | | | | | Total | \$48,488.00 |

RODGERS, PATRICK (68.79)

| Year | 1st | 2nd | 3rd | 4th | Total | Finish | Money |
|------|-----|-----|-----|-----|-------|--------|--------------|
| 2012 | 72 | 73 | | | 145 | CUT | |
| 2014 | 66 | 69 | 71 | 70 | 276 | T46 | \$17,186.00 |
| 2015 | 68 | 70 | 63 | 73 | 274 | T39 | 23,680.00 |
| 2016 | 68 | 66 | 66 | 68 | 268 | T3 | 382,800.00 |
| | | | | | | Total | \$423,666.00 |

RODGERS, PHIL (69.68)

| Year | 1st | 2nd | 3rd | 4th | Total | Finish | Money |
|------|-----|-----|-----|-----|-------|--------|------------|
| 1961 | 67 | 66 | 68 | 73 | 274 | T4 | \$1,533.33 |
| 1965 | 68 | 71 | 69 | 69 | 277 | T8 | 2,050.00 |
| 1968 | 70 | 70 | 71 | 69 | 280 | T24 | 816.66 |
| 1969 | 67 | 68 | 71 | 69 | 275 | T13 | 1,700.00 |
| 1970 | 68 | 72 | 75 | 75 | 290 | T70 | 173.91 |
| 1971 | 69 | 70 | 66 | 67 | 272 | T11 | 2,310.00 |
| 1976 | 70 | 70 | 72 | 71 | 283 | T5 | 504.00 |
| | | | | | | Total | \$9,087.90 |

RODRIGUEZ, ANTHONY (72.50)

| Year | 1st | 2nd | 3rd | 4th | Total | Finish | Money |
|------|-----|-----|-----|-----|-------|--------|------------|
| 1997 | 67 | 76 | 71 | 76 | 290 | T81 | \$2,670.00 |
| | | | | | | Total | \$2,670.00 |

INDIVIDUAL RESULTS

RODRIGUEZ, CHI CHI (70.15)

| Year | 1st | 2nd | 3rd | 4th | Total | Finish | Money |
|------|-----|-----|-----|-----|-------|--------|-------------|
| 1960 | 73 | 70 | 70 | 69 | 282 | T27 | \$146.67 |
| 1962 | 68 | 68 | 75 | 72 | 283 | T30 | 270.00 |
| 1963 | 72 | 68 | 73 | 68 | 281 | T12 | 960.00 |
| 1964 | 72 | 70 | 70 | 69 | 281 | T32 | 375.00 |
| 1967 | 69 | 71 | 72 | 74 | 286 | T52 | |
| 1968 | 70 | 71 | 74 | 71 | 286 | T55 | |
| 1969 | 71 | 70 | 72 | | 213 | W/D | |
| 1971 | 71 | 70 | 75 | 68 | 284 | T72 | 115.79 |
| 1972 | 69 | 68 | 70 | 67 | 274 | T7 | 3,686.67 |
| 1973 | 70 | 70 | 68 | 64 | 272 | T23 | 1,653.34 |
| 1974 | 72 | 66 | 71 | 75 | 284 | T64 | 345.00 |
| 1975 | 72 | 69 | 68 | 70 | 279 | T34 | 988.57 |
| 1976 | 67 | 69 | 68 | 68 | 272 | T5 | 7,271.25 |
| 1980 | 72 | 70 | | | 142 | CUT | |
| 1981 | 68 | 70 | 67 | 67 | 272 | T29 | 1,826.25 |
| 1982 | 73 | 71 | | | 144 | CUT | |
| 1983 | 72 | 68 | | | 140 | CUT | |
| 1984 | 70 | 69 | 69 | 70 | 278 | T9 | 11,200.00 |
| 1985 | 72 | 75 | | | 147 | CUT | |
| | | | | | | Total | \$28,838.54 |

ROESINK, MARTIN (72.00)

| Year | 1st | 2nd | 3rd | 4th | Total | Finish | Money |
|------|-----|-----|-----|-----|-------|--------|----------|
| 1969 | 67 | 74 | 76 | 75 | 292 | T73 | \$160.00 |
| 1972 | 70 | 70 | 72 | 72 | 284 | T52 | 217.39 |
| | | | | | | Total | \$377.39 |

ROGERS, BILL (70.20)

| Year | 1st | 2nd | 3rd | 4th | Total | Finish | Money |
|------|-----|-----|-----|-----|-------|--------|------------|
| 1978 | 70 | 70 | 68 | 67 | 275 | T31 | \$1,191.00 |
| 1986 | 71 | 67 | 73 | 71 | 282 | T58 | 1,547.00 |
| 1987 | 73 | 72 | | | 145 | CUT | |
| | | | | | | Total | \$2,738.00 |

ROGERS, CHRIS (74.50)

| Year | 1st | 2nd | 3rd | 4th | Total | Finish | Money |
|------|-----|-----|-----|-----|-------|--------|-------|
| 2010 | 76 | 73 | | | 149 | CUT | |
| | | | | | | Total | |

ROHDE, MARK (68.75)

| Year | 1st | 2nd | 3rd | 4th | Total | Finish | Money |
|------|-----|-----|-----|-----|-------|--------|------------|
| 1980 | 68 | 70 | 66 | 71 | 275 | T23 | \$2,528.57 |
| | | | | | | Total | \$2,528.57 |

ROLLINS, JOHN (69.45)

| Year | 1st | 2nd | 3rd | 4th | Total | Finish | Money |
|------|-----|-----|-----|-----|-------|--------|--------------|
| 2000 | 72 | 72 | | | 144 | CUT | |
| 2002 | 70 | 72 | | | 142 | CUT | |
| 2004 | 74 | 71 | | | 145 | CUT | |
| 2005 | 74 | 66 | 69 | 66 | 275 | T25 | \$32,823.33 |
| 2007 | 73 | 76 | | | 149 | CUT | |
| 2008 | 70 | 64 | 68 | 74 | 276 | T52 | 13,851.43 |
| 2009 | 70 | 69 | | | 139 | CUT | |
| 2011 | 65 | 68 | 65 | 63 | 261 | T2 | 528,000.00 |
| 2012 | 68 | 67 | 65 | 68 | 268 | T4 | 236,250.00 |
| 2013 | 67 | 68 | 78 | | 213 | T79 | 11,163.00 |
| 2014 | 73 | 68 | | | 141 | CUT | |
| | | | | | | Total | \$822,087.76 |

ROMERO, ANDRES (68.42)

| Year | 1st | 2nd | 3rd | 4th | Total | Finish | Money |
|------|-----|-----|-----|-----|-------|--------|--------------|
| 2011 | 64 | 67 | 67 | 67 | 265 | T6 | \$201,000.00 |
| 2013 | 71 | 68 | 67 | 70 | 276 | T24 | 49,410.00 |
| 2014 | 68 | 72 | | | 140 | CUT | |
| 2014 | 69 | 71 | | | 140 | CUT | |
| | | | | | | Total | \$250,410.00 |

ROMERO, EDUARDO (70.00)

| Year | 1st | 2nd | 3rd | 4th | Total | Finish | Money |
|------|-----|-----|-----|-----|-------|--------|------------|
| 1986 | 74 | 66 | 71 | 69 | 280 | T43 | \$2,045.40 |
| | | | | | | Total | \$2,045.40 |

ROSBURG, BOB (70.84)

| Year | 1st | 2nd | 3rd | 4th | Total | Finish | Money |
|------|-----|-----|-----|-----|-------|--------|------------|
| 1954 | 70 | 74 | 68 | 77 | 289 | T50 | |
| 1956 | 70 | 67 | 71 | 78 | 286 | T44 | |
| 1957 | 73 | 68 | 72 | 72 | 285 | T35 | |
| 1958 | 69 | 73 | 69 | 72 | 283 | T40 | |
| 1960 | 65 | 74 | 70 | 70 | 279 | T13 | \$700.00 |
| 1961 | 72 | 71 | 66 | 81 | 290 | 63 | |
| 1962 | 73 | 68 | 71 | 70 | 282 | T21 | 450.00 |
| 1966 | 70 | 68 | 67 | 68 | 273 | T9 | 2,620.00 |
| | | | | | | Total | \$3,770.00 |

INDIVIDUAL RESULTS

ROSE, CLARENCE (69.66)

| Year | 1st | 2nd | 3rd | 4th | Total | Finish | Money |
|------|-----|-----|-----|-----|-------|--------|-------------|
| 1982 | 70 | 63 | 67 | 68 | 268 | T11 | \$6,600.00 |
| 1983 | 70 | 68 | 72 | 71 | 281 | T56 | 678.00 |
| 1984 | 69 | 71 | 71 | 71 | 282 | T26 | 3,140.00 |
| 1985 | 72 | 69 | 67 | 68 | 276 | T19 | 6,771.43 |
| 1986 | 69 | 71 | 68 | 68 | 276 | T18 | 8,820.00 |
| 1987 | 68 | 68 | 70 | 70 | 276 | T15 | 11,200.00 |
| 1988 | 69 | 71 | 69 | 70 | 279 | T45 | 2,002.00 |
| 1989 | 68 | 72 | 66 | 68 | 274 | T14 | 18,000.00 |
| 1990 | 70 | 70 | | | 140 | CUT | |
| 1991 | 72 | 71 | | | 143 | CUT | |
| 1996 | 74 | 70 | | | 144 | CUT | |
| 1997 | 70 | 74 | | | 144 | CUT | |
| 1998 | 74 | 68 | | | 142 | CUT | |
| 1999 | 74 | 66 | | | 140 | CUT | |
| | | | | | | Total | \$57,211.43 |

ROSE, JUSTIN (68.43)

| Year | 1st | 2nd | 3rd | 4th | Total | Finish | Money |
|------|-----|-----|-----|-----|-------|--------|--------------|
| 2004 | 71 | 70 | 71 | 72 | 284 | T71 | \$8,232.00 |
| 2005 | 65 | 63 | 70 | 69 | 267 | 3 | 292,400.00 |
| 2006 | 71 | 70 | | | 141 | CUT | |
| 2007 | 69 | 68 | 68 | 68 | 273 | T9 | 156,000.00 |
| 2008 | 65 | 72 | 66 | 67 | 270 | T19 | 65,250.00 |
| 2009 | 68 | 70 | | | 138 | CUT | |
| 2010 | 64 | 62 | 68 | 75 | 269 | T9 | 156,000.00 |
| 2013 | 67 | 68 | 68 | 71 | 274 | T13 | 111,020.00 |
| | | | | | | Total | \$788,902.00 |

ROSENFELD, MATT (75.00)

| Year | 1st | 2nd | 3rd | 4th | Total | Finish | Money |
|------|-----|-----|-----|-----|-------|--------|-------|
| 2001 | 74 | 76 | | | 150 | CUT | |
| | | | | | | Total | |

ROSS, JOHN (71.25)

| Year | 1st | 2nd | 3rd | 4th | Total | Finish | Money |
|------|-----|-----|-----|-----|-------|--------|------------|
| 1992 | 68 | 72 | 75 | 72 | 287 | T58 | \$2,170.00 |
| 1993 | 74 | 67 | 71 | 71 | 283 | T38 | 3,800.00 |
| | | | | | | Total | \$5,970.00 |

ROTAR, CHUCK (71.50)

| Year | 1st | 2nd | 3rd | 4th | Total | Finish | Money |
|------|-----|-----|-----|-----|-------|--------|----------|
| 1959 | 71 | 70 | 72 | 74 | 287 | T35 | \$44.29 |
| 1962 | 74 | 68 | 75 | 68 | 285 | T37 | 80.00 |
| | | | | | | Total | \$124.29 |

ROWELL, BRIAN (75.00)

| Year | 1st | 2nd | 3rd | 4th | Total | Finish | Money |
|------|-----|-----|-----|-----|-------|--------|-------|
| 1997 | 75 | 75 | | | 150 | CUT | |
| | | | | | | Total | |

ROY, JIMMY (71.33)

| Year | 1st | 2nd | 3rd | 4th | Total | Finish | Money |
|------|-----|-----|-----|-----|-------|--------|----------|
| 1983 | 66 | 70 | 74 | 69 | 279 | T43 | \$876.60 |
| 1985 | 74 | 75 | | | 149 | CUT | |
| | | | | | | Total | \$876.60 |

ROYER, HUGH (70.17)

| Year | 1st | 2nd | 3rd | 4th | Total | Finish | Money |
|------|-----|-----|-----|-----|-------|--------|------------|
| 1966 | 68 | 68 | 71 | 71 | 278 | T31 | \$650.00 |
| 1968 | 71 | 71 | 72 | 71 | 285 | T43 | 171.67 |
| 1970 | 69 | 72 | 70 | 68 | 279 | T30 | 593.75 |
| | | | | | | Total | \$1,415.42 |

ROYER III, HUGH (72.00)

| Year | 1st | 2nd | 3rd | 4th | Total | Finish | Money |
|------|-----|-----|-----|-----|-------|--------|-------|
| 1997 | 74 | 72 | | | 146 | CUT | |
| 1998 | 71 | 71 | | | 142 | CUT | |
| | | | | | | Total | |

RUBENDALL, ROGER (72.50)

| Year | 1st | 2nd | 3rd | 4th | Total | Finish | Money |
|------|-----|-----|-----|-----|-------|--------|-------|
| 1958 | 72 | 72 | 72 | 74 | 290 | T58 | |
| | | | | | | Total | |

RUBIS, ED (72.09)

| Year | 1st | 2nd | 3rd | 4th | Total | Finish | Money |
|------|-----|-----|-----|-----|-------|--------|-------|
| 1953 | 71 | 75 | 72 | 73 | 291 | T48 | |
| 1954 | 74 | 75 | 77 | | 226 | W/D | |
| 1956 | 67 | 72 | 73 | 71 | 283 | T28 | |
| 1957 | 73 | 72 | 71 | 75 | 291 | T46 | |
| 1958 | 72 | 71 | 70 | 75 | 288 | 54 | |
| 1961 | 69 | 72 | 72 | 72 | 285 | T52 | |
| 1963 | 73 | 71 | 76 | 73 | 293 | T65 | |
| 1965 | 72 | 71 | 72 | 69 | 284 | T51 | |
| 1966 | 72 | 70 | 70 | 70 | 282 | T59 | |
| | | | | | | Total | |

RUDOLPH, CRAIG (77.00)

| Year | 1st | 2nd | 3rd | 4th | Total | Finish | Money |
|------|-----|-----|-----|-----|-------|--------|-------|
| 1991 | 75 | 79 | | | 154 | CUT | |
| | | | | | | Total | |

INDIVIDUAL RESULTS

RUDOLPH, MASON (70.36)

| Year | 1st | 2nd | 3rd | 4th | Total | Finish | Money |
|------|-----|-----|-----|-----|-------|--------|------------|
| 1959 | 71 | 70 | 70 | 70 | 281 | T13 | \$725.00 |
| 1960 | 73 | 70 | 70 | 73 | 286 | T45 | |
| 1961 | 67 | 68 | 71 | 74 | 280 | T23 | 324.28 |
| 1965 | 70 | 71 | 70 | 68 | 279 | T16 | 1,200.00 |
| 1967 | 73 | 69 | 69 | 72 | 283 | T41 | 400.00 |
| 1968 | 67 | 70 | 70 | 68 | 275 | T5 | 4,050.00 |
| 1969 | 74 | 69 | 75 | 68 | 286 | T67 | 160.00 |
| | | | | | | Total | \$6,859.28 |

RUEDI, JOHN (72.75)

| Year | 1st | 2nd | 3rd | 4th | Total | Finish | Money |
|------|-----|-----|-----|-----|-------|--------|-------|
| 1962 | 70 | 70 | 72 | 79 | 291 | T58 | |
| | | | | | | Total | |

RULE, JACK (70.94)

| Year | 1st | 2nd | 3rd | 4th | Total | Finish | Money |
|------|-----|-----|-----|-----|-------|--------|------------|
| 1962 | 69 | 72 | 69 | 72 | 282 | T21 | \$450.00 |
| 1963 | 72 | 71 | 72 | 68 | 283 | T18 | 725.00 |
| 1964 | 66 | 70 | 68 | 75 | 279 | T24 | 662.50 |
| 1965 | 73 | 71 | 72 | 75 | 291 | T80 | |
| | | | | | | Total | \$1,837.50 |

RUMFORD, BRETT (69.50)

| Year | 1st | 2nd | 3rd | 4th | Total | Finish | Money |
|------|-----|-----|-----|-----|-------|--------|-------------|
| 2008 | 68 | 66 | 72 | 72 | 278 | 61 | \$13,200.00 |
| | | | | | | Total | \$13,200.00 |

RUMMELLS, DAVE (70.38)

| Year | 1st | 2nd | 3rd | 4th | Total | Finish | Money |
|------|-----|-----|-----|-----|-------|--------|-------------|
| 1986 | 71 | 75 | | | 146 | CUT | |
| 1987 | 72 | 67 | 68 | 68 | 275 | T11 | \$15,400.00 |
| 1988 | 69 | 69 | 69 | 68 | 275 | T19 | 7,365.56 |
| 1989 | 70 | 67 | 67 | 66 | 270 | 3 | 68,000.00 |
| 1990 | 69 | 71 | | | 140 | CUT | |
| 1991 | 75 | 66 | 70 | 70 | 281 | T52 | 2,345.00 |
| 1992 | 69 | 74 | | | 143 | CUT | |
| 1993 | 72 | 77 | | | 149 | CUT | |
| 1994 | 73 | 69 | | | 142 | CUT | |
| 1995 | 67 | 72 | 72 | 75 | 286 | T74 | 2,292.00 |
| 2003 | 74 | 71 | | | 145 | CUT | |
| | | | | | | Total | \$95,402.56 |

RUSHER, JAMES (79.50)

| Year | 1st | 2nd | 3rd | 4th | Total | Finish | Money |
|------|-----|-----|-----|-----|-------|--------|-------|
| 1980 | 82 | 77 | | | 159 | CUT | |
| | | | | | | Total | |

RUSNAK, GARY (72.25)

| Year | 1st | 2nd | 3rd | 4th | Total | Finish | Money |
|------|-----|-----|-----|-----|-------|--------|------------|
| 1996 | 70 | 73 | 75 | 71 | 289 | T67 | \$3,030.00 |
| | | | | | | Total | \$3,030.00 |

RUTKIEWICZ, FRANK (70.75)

| Year | 1st | 2nd | 3rd | 4th | Total | Finish | Money |
|------|-----|-----|-----|-----|-------|--------|---------|
| 1956 | 71 | 71 | 69 | 72 | 283 | T28 | \$41.25 |
| | | | | | | Total | \$41.25 |

RUTLEDGE, JIM (75.50)

| Year | 1st | 2nd | 3rd | 4th | Total | Finish | Money |
|------|-----|-----|-----|-----|-------|--------|-------|
| 1982 | 74 | 75 | | | 149 | CUT | |
| 2007 | 73 | 80 | | | 153 | CUT | |
| | | | | | | Total | |

RYIZ, PAUL (74.20)

| Year | 1st | 2nd | 3rd | 4th | Total | Finish | Money |
|------|-----|-----|-----|-----|-------|--------|-------|
| 1984 | 73 | 79 | | | 152 | CUT | |
| 1985 | 78 | 69 | | | 147 | CUT | |
| 1986 | 79 | 75 | | | 154 | CUT | |
| 1987 | 74 | 72 | | | 146 | CUT | |
| 1990 | 71 | 72 | | | 143 | CUT | |
| | | | | | | Total | |

RYMER, CHARLIE (72.13)

| Year | 1st | 2nd | 3rd | 4th | Total | Finish | Money |
|------|-----|-----|-----|-----|-------|--------|------------|
| 1995 | 72 | 72 | | | 144 | CUT | |
| 1996 | 68 | 75 | 68 | 76 | 287 | T61 | \$3,195.00 |
| 1997 | 67 | 79 | | | 146 | CUT | |
| | | | | | | Total | \$3,195.00 |

SAAVEDRA, SEBASTIAN (74.50)

| Year | 1st | 2nd | 3rd | 4th | Total | Finish | Money |
|------|-----|-----|-----|-----|-------|--------|-------|
| 2014 | 75 | 74 | | | 149 | CUT | |
| | | | | | | Total | |

SABBATINI, RORY (70.21)

| Year | 1st | 2nd | 3rd | 4th | Total | Finish | Money |
|------|-----|-----|-----|-----|-------|--------|-------------|
| 1999 | 71 | 74 | | | 145 | CUT | |
| 2002 | 78 | 69 | | | 147 | CUT | |
| 2012 | 71 | 66 | 68 | 67 | 272 | T18 | \$75,600.00 |
| 2013 | 75 | 67 | | | 142 | CUT | |
| 2016 | 67 | 72 | 73 | 65 | 277 | T56 | 14,718.00 |
| | | | | | | Total | \$90,318.00 |

INDIVIDUAL RESULTS

SABO, ED (70.50)

| Year | 1st | 2nd | 3rd | 4th | Total | Finish | Money |
|------|-----|-----|-----|-----|-------|--------|------------|
| 1977 | 72 | 69 | 69 | 73 | 283 | T70 | \$105.00 |
| 1978 | 71 | 67 | 70 | 72 | 280 | T59 | 414.75 |
| 1979 | 71 | 71 | | | 142 | T69 | 579.00 |
| 1981 | 71 | 70 | | | 141 | CUT | |
| | | | | | | Total | \$1,098.75 |

SADAKATA, AKIO (70.50)

| Year | 1st | 2nd | 3rd | 4th | Total | Finish | Money |
|------|-----|-----|-----|-----|-------|--------|------------|
| 2003 | 68 | 69 | 68 | 77 | 282 | T58 | \$8,800.00 |
| | | | | | | Total | \$8,800.00 |

SAINZ JR., CARLOS (71.50)

| Year | 1st | 2nd | 3rd | 4th | Total | Finish | Money |
|------|-----|-----|-----|-----|-------|--------|-------|
| 2015 | 72 | 71 | | | 143 | CUT | |
| | | | | | | Total | |

SALINAS, ARNOLD (72.50)

| Year | 1st | 2nd | 3rd | 4th | Total | Finish | Money |
|------|-----|-----|-----|-----|-------|--------|-------|
| 1976 | 73 | 69 | 75 | 73 | 290 | 73 | |
| | | | | | | Total | |

SALINETTI, JIM (72.00)

| Year | 1st | 2nd | 3rd | 4th | Total | Finish | Money |
|------|-----|-----|-----|-----|-------|--------|-------|
| 2001 | 74 | 70 | | 14 | 4 | CUT | |
| | | | | | | Total | |

SALVATORE, BILL (73.00)

| Year | 1st | 2nd | 3rd | 4th | Total | Finish | Money |
|------|-----|-----|-----|-----|-------|--------|-------|
| 1963 | 69 | 73 | 78 | 72 | 292 | T62 | |
| | | | | | | Total | |

SANDELIN, JARMO (78.50)

| Year | 1st | 2nd | 3rd | 4th | Total | Finish | Money |
|------|-----|-----|-----|-----|-------|--------|-------|
| 1996 | 81 | 76 | | | 157 | CUT | |
| | | | | | | Total | |

SANDER, BILL (70.96)

| Year | 1st | 2nd | 3rd | 4th | Total | Finish | Money |
|------|-----|-----|-----|-----|-------|--------|-------------|
| 1979 | 73 | 68 | 73 | 67 | 281 | T47 | \$761.25 |
| 1980 | 73 | 74 | | | 147 | CUT | |
| 1981 | 72 | 72 | | | 144 | CUT | |
| 1983 | 73 | 72 | | | 145 | CUT | |
| 1984 | 66 | 74 | 73 | 74 | 287 | T54 | 896.00 |
| 1986 | 74 | 72 | | | 146 | CUT | |
| 1989 | 68 | 73 | | | 141 | CUT | |
| 1990 | 73 | 66 | 67 | 68 | 274 | T27 | 6,516.67 |
| 1991 | 69 | 71 | 73 | 67 | 280 | T42 | 3,072.00 |
| | | | | | | Total | \$11,245.92 |

SANDERS, DOUG (69.44)

| Year | 1st | 2nd | 3rd | 4th | Total | Finish | Money |
|------|-----|-----|-----|-----|-------|--------|------------|
| 1961 | 67 | 69 | 70 | 68 | 274 | T4 | \$1,533.34 |
| 1963 | 69 | 76 | | | 145 | W/D | |
| 1969 | 70 | 68 | 70 | 70 | 278 | T27 | 725.00 |
| 1970 | 67 | 70 | 69 | 68 | 274 | T6 | 3,400.00 |
| 1971 | 71 | 69 | 69 | 70 | 279 | T42 | 352.00 |
| | | | | | | Total | \$6,010.34 |

SANDERS, JEFF (72.00)

| Year | 1st | 2nd | 3rd | 4th | Total | Finish | Money |
|------|-----|-----|-----|-----|-------|--------|-------|
| 1983 | 72 | 72 | | | 144 | CUT | |
| | | | | | | Total | |

SANDERS, MONTE (72.75)

| Year | 1st | 2nd | 3rd | 4th | Total | Finish | Money |
|------|-----|-----|-----|-----|-------|--------|-------|
| 1955 | 70 | 73 | 77 | 71 | 291 | T42 | |
| | | | | | | Total | |

SANDERSON, TOM (72.50)

| Year | 1st | 2nd | 3rd | 4th | Total | Finish | Money |
|------|-----|-----|-----|-----|-------|--------|----------|
| 1971 | 69 | 72 | 74 | 75 | 290 | T85 | \$115.00 |
| | | | | | | Total | \$115.00 |

SANUDO, CESAR (70.00)

| Year | 1st | 2nd | 3rd | 4th | Total | Finish | Money |
|------|-----|-----|-----|-----|-------|--------|----------|
| 1970 | 71 | 68 | 72 | 71 | 282 | T51 | \$173.92 |
| 1971 | 67 | 69 | 69 | 73 | 278 | T31 | 592.00 |
| | | | | | | Total | \$765.92 |

SAPERE, TODD (71.50)

| Year | 1st | 2nd | 3rd | 4th | Total | Finish | Money |
|------|-----|-----|-----|-----|-------|--------|-------|
| 1999 | 68 | 75 | | | 143 | CUT | |
| | | | | | | Total | |

SARRO, FRANK (73.00)

| Year | 1st | 2nd | 3rd | 4th | Total | Finish | Money |
|------|-----|-----|-----|-----|-------|--------|-------|
| 1953 | 76 | 73 | 73 | 70 | 292 | 54 | |
| | | | | | | Total | |

SASAKI, HISAYUKI (73.50)

| Year | 1st | 2nd | 3rd | 4th | Total | Finish | Money |
|------|-----|-----|-----|-----|-------|--------|-------|
| 1996 | 67 | 77 | | | 144 | CUT | |
| 1998 | 74 | 76 | | | 150 | CUT | |
| | | | | | | Total | |

INDIVIDUAL RESULTS

SASSU, GARY (80.00)

| Year | 1st | 2nd | 3rd | 4th | Total | Finish | Money |
|------|-----|-----|-----|-----|-------|--------------|-------|
| 1987 | 80 | 80 | | | 160 | CUT Total | |

SAUERS, GENE (70.32)

| Year | 1st | 2nd | 3rd | 4th | Total | Finish | Money |
|------|-----|-----|-----|-----|-------|--------------|-------------|
| 1984 | 68 | 73 | 73 | 69 | 283 | T28 | \$2,720.00 |
| 1986 | 76 | 74 | | | 150 | CUT | |
| 1987 | 66 | 68 | 68 | 70 | 272 | T4 | 30,800.00 |
| 1988 | 68 | 68 | 69 | 69 | 274 | T14 | 11,900.00 |
| 1989 | 73 | 70 | | | 143 | CUT | |
| 1991 | 72 | 71 | | | 143 | CUT | |
| 1993 | 69 | 71 | 73 | 72 | 285 | T51 | 2,340.00 |
| 1994 | 73 | 68 | 66 | 74 | 281 | T40 | 4,440.00 |
| 1995 | 74 | 68 | | | 142 | CUT | |
| 1998 | 71 | 65 | 68 | 69 | 273 | T20 | 22,480.00 |
| 2004 | 69 | 76 | | | 145 | CUT Total | \$74,680.00 |

SAUGER, REGGIE (72.50)

| Year | 1st | 2nd | 3rd | 4th | Total | Finish | Money |
|------|-----|-----|-----|-----|-------|--------------|-------|
| 1958 | 68 | 77 | 71 | 74 | 290 | T58 Total | |

SAUNDERS, SAM (74.00)

| Year | 1st | 2nd | 3rd | 4th | Total | Finish | Money |
|------|-----|-----|-----|-----|-------|--------------|-------|
| 2016 | 73 | 75 | | | 148 | CUT Total | |

SCHALL, KEN (76.00)

| Year | 1st | 2nd | 3rd | 4th | Total | Finish | Money |
|------|-----|-----|-----|-----|-------|--------------|-------|
| 1991 | 78 | 74 | | | 152 | CUT Total | |

SCHAPPA, BILL (75.25)

| Year | 1st | 2nd | 3rd | 4th | Total | Finish | Money |
|------|-----|-----|-----|-----|-------|--------------|-------|
| 1952 | 74 | 75 | 77 | 75 | 301 | T61 Total | |

SCHAPPA, BOB (75.00)

| Year | 1st | 2nd | 3rd | 4th | Total | Finish | Money |
|------|-----|-----|-----|-----|-------|--------------|-------|
| 1952 | 74 | 74 | 77 | 76 | 301 | T61 | |
| 1953 | 72 | 73 | 78 | 76 | 299 | T59 Total | |

SCHARLAU, HERMAN (70.50)

| Year | 1st | 2nd | 3rd | 4th | Total | Finish | Money |
|------|-----|-----|-----|-----|-------|--------------|----------------------|
| 1954 | 70 | 68 | 75 | 69 | 282 | T25 Total | \$155.00 \$155.00 |

SCHERRER, TOM (71.72)

| Year | 1st | 2nd | 3rd | 4th | Total | Finish | Money |
|------|-----|-----|-----|-----|-------|--------------|-------------|
| 1996 | 71 | 75 | | | 146 | CUT | |
| 1999 | 63 | 70 | 68 | 72 | 273 | T26 | \$17,375.00 |
| 2000 | 72 | 73 | | | 145 | CUT | |
| 2001 | 75 | | | | 75 | W/D | |
| 2002 | 73 | 72 | | | 145 | CUT | |
| 2003 | 70 | 70 | 72 | 71 | 283 | T63 | 8,400.00 |
| 2008 | 75 | 72 | | | 147 | CUT Total | \$25,775.00 |

SCHIENE, MARTY (72.50)

| Year | 1st | 2nd | 3rd | 4th | Total | Finish | Money |
|------|-----|-----|-----|-----|-------|--------------|--------------------------|
| 1993 | 69 | 75 | 74 | 72 | 290 | T73 Total | \$1,940.00 \$1,940.00 |

SCHLEE, JOHN (70.22)

| Year | 1st | 2nd | 3rd | 4th | Total | Finish | Money |
|------|-----|-----|-----|-----|-------|--------------|------------------------|
| 1966 | 72 | 68 | 67 | 72 | 279 | T38 | \$481.66 |
| 1967 | 72 | 69 | 69 | 78 | 288 | T61 | |
| 1970 | 69 | 68 | 70 | 72 | 279 | T30 | 593.75 |
| 1971 | 73 | 70 | | | 143 | CUT | |
| 1976 | 70 | 66 | 69 | 70 | 275 | T15 Total | 3,360.00 \$4,435.41 |

SCHREYER, DAVE (73.00)

| Year | 1st | 2nd | 3rd | 4th | Total | Finish | Money |
|------|-----|-----|-----|-----|-------|--------------|-------|
| 1992 | 67 | 79 | | | 146 | CUT Total | |

SCHROEDER, JOHN (70.54)

| Year | 1st | 2nd | 3rd | 4th | Total | Finish | Money |
|------|-----|-----|-----|-----|-------|--------------|------------|
| 1971 | 70 | 71 | 70 | 72 | 283 | T66 | \$115.79 |
| 1972 | 70 | 70 | 74 | 69 | 283 | T47 | 273.48 |
| 1973 | 68 | 65 | 71 | 67 | 271 | T21 | 2,100.00 |
| 1974 | 68 | 69 | 73 | 72 | 282 | T52 | 460.00 |
| 1976 | 70 | 68 | 75 | 71 | 284 | T53 | 477.75 |
| 1980 | 74 | 70 | | | 144 | CUT | |
| 1981 | 69 | 71 | | | 140 | CUT | |
| 1982 | 74 | 73 | | | 147 | CUT Total | \$3,427.02 |

INDIVIDUAL RESULTS

SCHUCHART, MIKE (72.00)

| Year | 1st | 2nd | 3rd | 4th | Total | Finish | Money |
|------|-----|-----|-----|-----|-------|--------|-------|
| 1990 | 73 | 69 | | | 142 | CUT | |
| 1993 | 71 | 75 | | | 146 | CUT | |
| | | | | | | Total | |

SCHULTZ, JASON (72.50)

| Year | 1st | 2nd | 3rd | 4th | Total | Finish | Money |
|------|-----|-----|-----|-----|-------|--------|-------|
| 2006 | 71 | 74 | | | 145 | CUT | |
| 2007 | 74 | 71 | | | 145 | CUT | |
| | | | | | | Total | |

SCHULZ, TED (71.95)

| Year | 1st | 2nd | 3rd | 4th | Total | Finish | Money |
|------|-----|-----|-----|-----|-------|--------|-------------|
| 1989 | 67 | 70 | 67 | 72 | 276 | T26 | \$6,950.00 |
| 1991 | 72 | 71 | | | 143 | CUT | |
| 1992 | 65 | 71 | 76 | 70 | 282 | T26 | 6,665.00 |
| 1993 | 74 | 73 | | | 147 | CUT | |
| 1994 | 77 | 80 | | | 157 | W/D | |
| 1995 | 71 | 78 | | | 149 | CUT | |
| 1996 | 70 | 74 | | | 144 | CUT | |
| 1998 | 73 | 68 | | | 141 | CUT | |
| | | | | | | Total | \$13,615.00 |

SCHWAB, PAT (73.50)

| Year | 1st | 2nd | 3rd | 4th | Total | Finish | Money |
|------|-----|-----|-----|-----|-------|--------|-------|
| 1957 | 72 | 70 | 76 | 76 | 294 | T56 | |
| | | | | | | Total | |

SCHWARZROCK, BRENT (70.75)

| Year | 1st | 2nd | 3rd | 4th | Total | Finish | Money |
|------|-----|-----|-----|-----|-------|--------|-------|
| 2000 | 69 | 73 | | | 142 | CUT | |
| 2003 | 68 | 73 | | | 141 | CUT | |
| | | | | | | Total | |

SCHWARTZEL, CHARLES (75.00)

| Year | 1st | 2nd | 3rd | 4th | Total | Finish | Money |
|------|-----|-----|-----|-----|-------|--------|-------|
| 2005 | 77 | 73 | | | 150 | CUT | |
| | | | | | | Total | |

SCOTT, ADAM (70.00)

| Year | 1st | 2nd | 3rd | 4th | Total | Finish | Money |
|------|-----|-----|-----|-----|-------|--------|-------|
| 2010 | 68 | 72 | | | 140 | CUT | |
| | | | | | | Total | |

SCUSSEL, RAY (75.00)

| Year | 1st | 2nd | 3rd | 4th | Total | Finish | Money |
|------|-----|-----|-----|-----|-------|--------|-------|
| 1957 | 75 | 73 | 78 | 74 | 300 | T70 | |
| | | | | | | Total | |

SEARS, LARRY (70.25)

| Year | 1st | 2nd | 3rd | 4th | Total | Finish | Money |
|------|-----|-----|-----|-----|-------|--------|----------|
| 1969 | 72 | 69 | 71 | 69 | 281 | T42 | \$297.50 |
| | | | | | | Total | \$297.50 |

SEAWELL, DAVID (70.50)

| Year | 1st | 2nd | 3rd | 4th | Total | Finish | Money |
|------|-----|-----|-----|-----|-------|--------|-------|
| 1999 | 67 | 74 | | | 141 | CUT | |
| | | | | | | Total | |

SELIGMAN, ROBERT (76.00)

| Year | 1st | 2nd | 3rd | 4th | Total | Finish | Money |
|------|-----|-----|-----|-----|-------|--------|-------|
| 1980 | 76 | 76 | | | 152 | CUT | |
| | | | | | | Total | |

SELSER, ED (72.00)

| Year | 1st | 2nd | 3rd | 4th | Total | Finish | Money |
|------|-----|-----|-----|-----|-------|--------|-------|
| 1982 | 72 | 72 | | | 144 | CUT | |
| | | | | | | Total | |

SENDEN, JOHN (70.29)

| Year | 1st | 2nd | 3rd | 4th | Total | Finish | Money |
|------|-----|-----|-----|-----|-------|--------|-------------|
| 2002 | 73 | 71 | | | 144 | CUT | |
| 2003 | 69 | 74 | | | 143 | CUT | |
| 2004 | 69 | 70 | 70 | 68 | 277 | T32 | \$20,440.00 |
| 2005 | 70 | 73 | | | 143 | CUT | |
| 2016 | 69 | 68 | 72 | 68 | 277 | T56 | 14,718.00 |
| | | | | | | Total | \$35,158.00 |

SHANKLAND, CRAIG (72.75)

| Year | 1st | 2nd | 3rd | 4th | Total | Finish | Money |
|------|-----|-----|-----|-----|-------|--------|-------|
| 1968 | 71 | 72 | 77 | 71 | 291 | 66 | |
| | | | | | | Total | |

SHAVE, JR., BOB (71.17)

| Year | 1st | 2nd | 3rd | 4th | Total | Finish | Money |
|------|-----|-----|-----|-----|-------|--------|----------|
| 1960 | 70 | 74 | 70 | 71 | 285 | T41 | |
| 1962 | 70 | 72 | 68 | 76 | 286 | T43 | |
| 1963 | 72 | 69 | 74 | 73 | 288 | T42 | \$85.00 |
| 1964 | 68 | 71 | 68 | 71 | 278 | T15 | 872.22 |
| 1965 | 77 | 67 | 71 | 70 | 285 | T55 | |
| 1967 | 74 | 69 | 72 | 71 | 286 | T52 | |
| | | | | | | Total | \$957.22 |

INDIVIDUAL RESULTS

SHAW, BOB (70.75)

| Year | 1st | 2nd | 3rd | 4th | Total | Finish | Money |
|------|-----|-----|-----|-----|-------|--------|------------|
| 1975 | 70 | 71 | 71 | 67 | 279 | T34 | \$988.58 |
| 1976 | 73 | 68 | 72 | 74 | 287 | T63 | 357.00 |
| | | | | | | Total | \$1,345.58 |

SHAW, TOM (70.25)

| Year | 1st | 2nd | 3rd | 4th | Total | Finish | Money |
|------|-----|-----|-----|-----|-------|--------|------------|
| 1965 | 69 | 71 | 76 | 66 | 282 | T37 | \$350.00 |
| 1966 | 70 | 70 | 73 | 75 | 288 | T3 | |
| 1969 | 71 | 68 | 72 | 69 | 280 | T35 | 495.72 |
| 1970 | 70 | 71 | 69 | 75 | 285 | T62 | 173.91 |
| 1971 | 68 | 71 | 65 | 69 | 273 | T14 | 1,760.00 |
| 1972 | 67 | 66 | 72 | 69 | 274 | T7 | 3,686.67 |
| 1975 | 68 | 67 | 69 | 75 | 279 | T34 | 988.57 |
| 1977 | 69 | 71 | 68 | 70 | 278 | T39 | 840.00 |
| 1980 | 73 | 79 | | | 152 | CUT | |
| 1981 | 69 | 70 | 68 | 71 | 278 | T67 | 609.00 |
| 1982 | 71 | 70 | | | 141 | CUT | |
| | | | | | | Total | \$8,903.87 |

SHEARER, BOB (70.75)

| Year | 1st | 2nd | 3rd | 4th | Total | Finish | Money |
|------|-----|-----|-----|-----|-------|--------|------------|
| 1976 | 69 | 69 | 71 | 70 | 279 | T26 | \$1,491.00 |
| 1984 | 71 | 74 | 70 | 72 | 287 | T54 | 896.00 |
| | | | | | | Total | \$2,387.00 |

SHEEHAN, PATRICK (69.92)

| Year | 1st | 2nd | 3rd | 4th | Total | Finish | Money |
|------|-----|-----|-----|-----|-------|--------|-------------|
| 2003 | 70 | 67 | 71 | 68 | 276 | T26 | \$28,400.00 |
| 2004 | 70 | 71 | 73 | 71 | 285 | T75 | 8,022.00 |
| 2005 | 72 | 65 | 71 | 70 | 278 | T42 | 13,502.00 |
| 2006 | 69 | 69 | 79 | 66 | 283 | T63 | 9,328.00 |
| 2008 | 67 | 73 | | | 140 | CUT | |
| 2009 | 67 | 70 | 67 | 71 | 275 | T51 | 13,965.00 |
| 2012 | 68 | 72 | 71 | | 211 | T76 | 11,040.00 |
| | | | | | | Total | \$84,257.00 |

SHEEHAN, PAUL (71.50)

| Year | 1st | 2nd | 3rd | 4th | Total | Finish | Money |
|------|-----|-----|-----|-----|-------|--------|-------|
| 2007 | 67 | 76 | | | 143 | CUT | |
| | | | | | TOTAL | | |

SHELEBUT, MONTE (74.00)

| Year | 1st | 2nd | 3rd | 4th | Total | Finish | Money |
|------|-----|-----|-----|-----|-------|--------|-------|
| 1953 | 70 | 74 | 78 | | 222 | W/D | |
| | | | | | | Total | |

SHELTON, ROBBY (72.00)

| Year | 1st | 2nd | 3rd | 4th | Total | Finish | Money |
|------|-----|-----|-----|-----|-------|--------|-------|
| 2016 | 72 | 72 | | | 144 | CUT | |
| | | | | | | Total | |

SHIREY, JR., DON (69.63)

| Year | 1st | 2nd | 3rd | 4th | Total | Finish | Money |
|------|-----|-----|-----|-----|-------|--------|-------------|
| 1987 | 73 | 70 | | | 143 | CUT | |
| 1989 | 70 | 67 | 68 | 67 | 272 | T7 | \$29,100.00 |
| 1990 | 71 | 71 | | | 142 | CUT | |
| | | | | | | Total | \$29,100.00 |

SHORT, JR., WES (72.29)

| Year | 1st | 2nd | 3rd | 4th | Total | Finish | Money |
|------|-----|-----|-----|-----|-------|--------|-------|
| 2004 | 74 | 70 | | | 144 | CUT | |
| 2005 | 72 | 72 | | | 144 | DQ | |
| 2006 | 68 | 77 | | | 145 | CUT | |
| 2013 | 71 | 74 | | | 145 | CUT | |
| | | | | | | Total | |

SIDEROWF, DICK (72.04)

| Year | 1st | 2nd | 3rd | 4th | Total | Finish | Money |
|------|-----|-----|-----|-----|-------|--------|-------|
| 1957 | 77 | 74 | 72 | 71 | 294 | T56 | |
| 1958 | 68 | 72 | 75 | 74 | 289 | T55 | |
| 1959 | 69 | 71 | 73 | 71 | 284 | T23 | |
| 1960 | 71 | 72 | 69 | 71 | 283 | T33 | |
| 1963 | 73 | 72 | 72 | 71 | 288 | T42 | |
| 1976 | 69 | 72 | 77 | 73 | 291 | T4 | |
| | | | | | | Total | |

SIECKMANN, TOM (71.25)

| Year | 1st | 2nd | 3rd | 4th | Total | Finish | Money |
|------|-----|-----|-----|-----|-------|--------|------------|
| 1985 | 78 | 70 | | | 148 | CUT | |
| 1986 | 72 | 73 | | | 145 | CUT | |
| 1987 | 71 | 70 | 67 | 69 | 277 | T20 | \$8,155.00 |
| | | | | | | Total | \$8,155.00 |

INDIVIDUAL RESULTS

SIFFORD, CHARLES (70.21)

| Year | 1st | 2nd | 3rd | 4th | Total | Finish | Money |
|------|-----|-----|-----|-----|-------|--------|-------------|
| 1955 | 71 | 72 | 74 | 69 | 286 | T25 | \$150.00 |
| 1956 | 69 | 70 | 68 | 68 | 275 | T3 | 1,116.67 |
| 1958 | 63 | 73 | 69 | 73 | 278 | T18 | 510.00 |
| 1959 | 72 | 73 | 72 | 73 | 290 | T51 | |
| 1960 | 70 | 68 | 74 | 74 | 286 | T45 | |
| 1962 | 67 | 74 | 71 | 69 | 281 | T19 | 620.00 |
| 1963 | 70 | 75 | 69 | 67 | 281 | T12 | 960.00 |
| 1964 | 70 | 71 | 71 | 70 | 282 | T42 | |
| 1966 | 70 | 71 | 70 | 70 | 281 | T51 | 33.33 |
| 1967 | 69 | 70 | 69 | 64 | 272 | 1 | 20,000.00 |
| 1968 | 70 | 72 | 66 | 71 | 279 | T17 | 1,300.00 |
| 1969 | 74 | 65 | 73 | 65 | 277 | T20 | 964.29 |
| 1970 | 71 | 71 | 76 | 71 | 289 | 69 | 173.91 |
| 1972 | 70 | 69 | 69 | 70 | 278 | T18 | 1,351.87 |
| 1973 | 67 | 68 | 67 | 71 | 273 | T29 | 1,244.28 |
| 1974 | 71 | 69 | 71 | 71 | 282 | T52 | 460.00 |
| 1980 | 74 | 68 | | | 142 | CUT | |
| 1981 | 72 | 70 | | | 142 | CUT | |
| | | | | | | Total | \$28,884.35 |

SIFFORD, CURTIS (68.95)

| Year | 1st | 2nd | 3rd | 4th | Total | Finish | Money |
|------|-----|-----|-----|-----|-------|--------|------------|
| 1971 | 67 | 70 | 68 | 69 | 274 | T19 | \$1,265.00 |
| 1972 | 65 | 69 | 67 | 72 | 273 | T5 | 4,812.50 |
| 1973 | 68 | 66 | 70 | 66 | 270 | T16 | 2,800.00 |
| 1977 | 67 | 72 | 69 | 73 | 281 | T59 | 409.40 |
| 1981 | 72 | 65 | 72 | 72 | 281 | T80 | 522.00 |
| | | | | | | Total | \$9,808.90 |

SIKES, DAN (70.50)

| Year | 1st | 2nd | 3rd | 4th | Total | Finish | Money |
|------|-----|-----|-----|-----|-------|--------|------------|
| 1961 | 68 | 69 | 71 | 71 | 279 | T17 | \$570.00 |
| 1962 | 68 | 74 | 68 | 71 | 281 | T19 | 620.00 |
| 1963 | 71 | 71 | 77 | 75 | 294 | T68 | |
| 1964 | 72 | 71 | 70 | 69 | 282 | T42 | |
| 1967 | 72 | 65 | 67 | 70 | 274 | T3 | 5,150.00 |
| 1969 | 72 | 68 | 67 | 70 | 277 | T20 | 964.28 |
| 1976 | 70 | 65 | 80 | 72 | 287 | T63 | 357.00 |
| | | | | | | Total | \$7,661.28 |

SIKES, R.H. (69.78)

| Year | 1st | 2nd | 3rd | 4th | Total | Finish | Money |
|------|-----|-----|-----|-----|-------|--------|------------|
| 1968 | 72 | 70 | 66 | 73 | 281 | T30 | \$675.00 |
| 1969 | 67 | 70 | 67 | 70 | 274 | T8 | 2,510.00 |
| 1970 | 67 | 68 | 71 | 70 | 276 | T13 | 1,550.00 |
| 1971 | 68 | 70 | 66 | 67 | 271 | T8 | 2,988.33 |
| 1972 | 79 | 75 | | | 154 | CUT | |
| | | | | | | Total | \$7,723.33 |

SILLS, TONY (70.54)

| Year | 1st | 2nd | 3rd | 4th | Total | Finish | Money |
|------|-----|-----|-----|-----|-------|--------|-------------|
| 1983 | 69 | 74 | | | 143 | CUT | |
| 1985 | 75 | 70 | | | 145 | CUT | |
| 1987 | 71 | 68 | 67 | 70 | 276 | T15 | \$11,200.00 |
| 1988 | 70 | 67 | 67 | 71 | 275 | T19 | 7,365.55 |
| 1989 | 69 | 70 | 74 | 71 | 284 | T70 | 1,980.00 |
| 1992 | 74 | 74 | | | 148 | CUT | |
| 1995 | 67 | 70 | 67 | 70 | 274 | T18 | 15,120.00 |
| 1996 | 78 | 70 | | | 148 | CUT | |
| | | | | | | Total | \$35,665.55 |

SILVA, TOM (71.50)

| Year | 1st | 2nd | 3rd | 4th | Total | Finish | Money |
|------|-----|-----|-----|-----|-------|--------|-------|
| 1990 | 72 | 71 | | | 143 | CUT | |
| | | | | | | Total | |

SILVEIRA, LARRY (70.50)

| Year | 1st | 2nd | 3rd | 4th | Total | Finish | Money |
|------|-----|-----|-----|-----|-------|--------|-------------|
| 1989 | 72 | 68 | 70 | 73 | 283 | T68 | \$2,030.00 |
| 1990 | 68 | 70 | 70 | 69 | 277 | T45 | 2,752.50 |
| 1991 | 74 | 72 | | | 146 | CUT | |
| 1994 | 67 | 73 | 71 | 66 | 277 | T20 | 15,000.00 |
| 1997 | 70 | 75 | | | 145 | CUT | |
| | | | | | | Total | \$19,782.50 |

SIM, MICHAEL (69.00)

| Year | 1st | 2nd | 3rd | 4th | Total | Finish | Money |
|------|-----|-----|-----|-----|-------|--------|-------------|
| 2007 | 65 | 70 | 78 | 66 | 279 | T36 | \$27,042.86 |
| 2010 | 68 | 67 | 67 | 69 | 271 | T21 | \$60,000.00 |
| 2011 | 71 | 69 | | | 140 | CUT | |
| | | | | | | Total | \$87,042.86 |

INDIVIDUAL RESULTS

SIMONS, JIM (69.50)

| Year | 1st | 2nd | 3rd | 4th | Total | Finish | Money |
|------|-----|-----|-----|-----|-------|--------|-------------|
| 1975 | 71 | 69 | 70 | 63 | 273 | T11 | \$4,400.00 |
| 1976 | 72 | 70 | 67 | 72 | 281 | T41 | 695.33 |
| 1977 | 65 | 70 | 71 | 68 | 274 | T17 | 2,730.00 |
| 1978 | 68 | 68 | 71 | 69 | 276 | T38 | 903.00 |
| 1979 | 69 | 71 | 74 | 67 | 281 | T47 | 761.25 |
| 1980 | 62 | 70 | 67 | 67 | 266 | 2 | 32,400.00 |
| 1981 | 72 | 67 | 67 | 67 | 273 | T37 | 1,200.00 |
| 1982 | 69 | 67 | 67 | 68 | 271 | T22 | 2,785.00 |
| 1983 | 68 | 66 | 70 | 70 | 274 | T13 | 5,625.00 |
| 1984 | 74 | 74 | | | 148 | CUT | |
| 1985 | 71 | 69 | 67 | 74 | 281 | T45 | 1,756.80 |
| 1986 | 73 | 73 | | | 146 | CUT | |
| 1987 | 72 | 73 | | | 145 | CUT | |
| 1988 | 74 | 73 | | | 147 | CUT | |
| | | | | | | Total | \$53,256.38 |

SIMPSON, SCOTT (69.95)

| Year | 1st | 2nd | 3rd | 4th | Total | Finish | Money |
|------|-----|-----|-----|-----|-------|--------|-------------|
| 1979 | 68 | 72 | 71 | 70 | 281 | T47 | \$761.25 |
| 1981 | 66 | 67 | 70 | 69 | 272 | T29 | 1,826.25 |
| 1982 | 66 | 72 | 71 | 66 | 275 | T47 | 770.58 |
| 1984 | 73 | 72 | 68 | 68 | 281 | T20 | 4,333.33 |
| 1985 | 72 | 70 | | | 142 | T70 | 1,176.00 |
| 1986 | 68 | 67 | 72 | 69 | 276 | T18 | 8,820.00 |
| 1994 | 70 | 68 | 69 | 74 | 281 | T40 | 4,440.00 |
| 1997 | 72 | 69 | 68 | 74 | 283 | T68 | 3,000.00 |
| 2001 | 65 | 67 | 70 | 69 | 271 | T17 | 43,400.00 |
| 2003 | 77 | 75 | | | 152 | CUT | |
| 2004 | 67 | 69 | 76 | 72 | 284 | T71 | 8,232.00 |
| | | | | | | Total | \$76,759.41 |

SIMPSON, TIM (69.88)

| Year | 1st | 2nd | 3rd | 4th | Total | Finish | Money |
|------|-----|-----|-----|-----|-------|--------|-------------|
| 1977 | 69 | 70 | 77 | 74 | 290 | 80 | |
| 1978 | 68 | 68 | 68 | 70 | 274 | T22 | \$1,715.00 |
| 1979 | 69 | 71 | 72 | 68 | 280 | T39 | 1,140.00 |
| 1980 | 70 | 72 | | | 142 | CUT | |
| 1981 | 66 | 68 | 67 | 65 | 266 | 5 | 12,000.00 |
| 1982 | 70 | 68 | 67 | 70 | 275 | T47 | 770.57 |
| 1985 | 71 | 68 | 69 | 71 | 279 | T37 | 2,580.00 |
| 1986 | 64 | 66 | 74 | 69 | 273 | T6 | 23,450.00 |
| 1987 | 68 | 69 | 67 | 74 | 278 | T24 | 5,810.00 |
| 1989 | 73 | 66 | 68 | 68 | 275 | T17 | 12,222.22 |
| 1990 | 66 | 67 | 69 | 70 | 272 | T13 | 16,625.00 |
| 1993 | 77 | 68 | | | 145 | CUT | |
| 1994 | 71 | 77 | | | 148 | CUT | |
| 1996 | 72 | 77 | | | 149 | CUT | |
| 1997 | 72 | 76 | | | 148 | CUT | |
| | | | | | | Total | \$76,312.79 |

SIMPSON, WEBB (68.10)

| Year | 1st | 2nd | 3rd | 4th | Total | Finish | Money |
|------|-----|-----|-----|-----|-------|--------|--------------|
| 2008 | 67 | 70 | 67 | 69 | 273 | T37 | \$25,800.00 |
| 2009 | 67 | 69 | 70 | 65 | 271 | T26 | 41,700.00 |
| 2010 | 67 | 69 | 74 | 67 | 277 | T57 | 13,260.00 |
| 2011 | 66 | 65 | 67 | 69 | 267 | T13 | 112,500.00 |
| 2012 | 66 | 69 | 68 | 71 | 274 | T29 | 36,525.00 |
| 2013 | 65 | 69 | 72 | 65 | 271 | T5 | 231,800.00 |
| 2016 | 70 | 67 | 69 | 68 | 274 | T34 | 34,815.00 |
| | | | | | | Total | \$496,400.00 |

SINDELAR, JOEY (70.05)

| Year | 1st | 2nd | 3rd | 4th | Total | Finish | Money |
|------|-----|-----|-----|-----|-------|--------|--------------|
| 1984 | 71 | 70 | 72 | 72 | 285 | T37 | \$1,680.00 |
| 1985 | 71 | 68 | 74 | 73 | 286 | 59 | 1,332.00 |
| 1986 | 71 | 67 | 68 | 78 | 284 | T65 | 1,456.00 |
| 1987 | 73 | 70 | | | 143 | CUT | |
| 1988 | 65 | 72 | 67 | 65 | 269 | T2 | 61,600.00 |
| 1989 | 72 | 69 | | | 141 | CUT | |
| 1990 | 70 | 73 | | | 143 | CUT | |
| 1991 | 68 | 70 | 68 | 70 | 276 | T20 | 11,650.00 |
| 1992 | 75 | 71 | | | 146 | CUT | |
| 1993 | 67 | 73 | 72 | 73 | 285 | T51 | 2,340.00 |
| 1994 | 73 | 71 | | | 144 | CUT | |
| 1995 | 70 | 71 | 70 | 68 | 279 | T45 | 3,432.00 |
| 1996 | 74 | 66 | 72 | 72 | 284 | T45 | 4,515.00 |
| 1997 | 70 | 71 | 69 | 70 | 280 | T53 | 3,408.75 |
| 1998 | 69 | 66 | 69 | 65 | 269 | T9 | 54,000.00 |
| 1999 | 68 | 72 | | | 140 | CUT | |
| 2000 | 69 | 70 | 69 | 69 | 277 | T53 | 6,451.20 |
| 2001 | 67 | 74 | | | 141 | CUT | |
| 2002 | 68 | 70 | 71 | 69 | 278 | T39 | 14,416.00 |
| 2003 | 68 | 67 | 71 | 69 | 275 | T21 | 41,600.00 |
| 2004 | 68 | 67 | 68 | 74 | 277 | T32 | 20,440.00 |
| 2005 | 75 | 62 | 72 | 65 | 274 | T20 | 48,332.00 |
| 2006 | 67 | 72 | 78 | 72 | 289 | T72 | 8,580.00 |
| 2007 | 66 | 70 | 72 | 71 | 279 | T36 | 27,042.85 |
| | | | | | | Total | \$312,275.80 |

INDIVIDUAL RESULTS

SINGH, VIJAY (68.34)

| Year | 1st | 2nd | 3rd | 4th | Total | Finish | Money |
|------|-----|-----|-----|-----|-------|--------|--------------|
| 1995 | 68 | 66 | 68 | 71 | 273 | T15 | \$20,400.00 |
| 1998 | 68 | 67 | 73 | 62 | 270 | T12 | 44,000.00 |
| 2002 | 70 | 71 | 66 | 70 | 277 | T33 | 21,133.33 |
| 2007 | 68 | 71 | 66 | 65 | 270 | 4 | 288,000.00 |
| 2008 | 66 | 68 | 64 | 68 | 266 | 5 | 240,000.00 |
| 2009 | 66 | 70 | 70 | 69 | 275 | T51 | 13,965.00 |
| 2010 | 65 | 66 | 73 | 66 | 270 | T13 | 99,750.00 |
| 2011 | 67 | 68 | 69 | 68 | 272 | T43 | 18,840.00 |
| 2012 | 71 | 69 | 67 | 68 | 275 | T37 | 24,000.00 |
| 2013 | 70 | 68 | 69 | 71 | 278 | T43 | 19,626.75 |
| 2014 | 68 | 68 | 70 | 68 | 274 | T31 | 32,296.37 |
| 2015 | 72 | 68 | | | 140 | CUT | |
| 2016 | 67 | 68 | 71 | 71 | 277 | T56 | 14,718.00 |
| | | | | | | Total | \$836,729.45 |

SIROIS, LUCAS (74.50)

| Year | 1st | 2nd | 3rd | 4th | Total | Finish | Money |
|------|-----|-----|-----|-----|-------|--------|-------|
| 1999 | 74 | 75 | | | 149 | CUT | |
| | | | | | | Total | |

SISK, GEOFFREY (69.00)

| Year | 1st | 2nd | 3rd | 4th | Total | Finish | Money |
|------|-----|-----|-----|-----|-------|--------|------------|
| 1999 | 64 | 72 | 71 | 69 | 276 | T46 | \$6,587.50 |
| | | | | | | Total | \$6,587.50 |

SKINNER, SONNY (70.67)

| Year | 1st | 2nd | 3rd | 4th | Total | Finish | Money |
|------|-----|-----|-----|-----|-------|--------|-------------|
| 1990 | 71 | 70 | | | 141 | CUT | |
| 1992 | 65 | 70 | 75 | 71 | 281 | T23 | \$9,600.00 |
| 1997 | 68 | 73 | 69 | 69 | 279 | T40 | 4,790.77 |
| 1998 | 72 | 75 | | | 147 | CUT | |
| | | | | | | Total | \$14,390.77 |

SLAUGHTER, JOHN (77.50)

| Year | 1st | 2nd | 3rd | 4th | Total | Finish | Money |
|------|-----|-----|-----|-----|-------|--------|-------|
| 1984 | 80 | 75 | | | 155 | CUT | |
| | | | | | | Total | |

SLOAN, ROGER (71.50)

| Year | 1st | 2nd | 3rd | 4th | Total | Finish | Money |
|------|-----|-----|-----|-----|-------|--------|-------|
| 2015 | 69 | 74 | | | 143 | CUT | |
| | | | | | | Total | |

SLOCUM, HEATH (69.00)

| Year | 1st | 2nd | 3rd | 4th | Total | Finish | Money |
|------|-----|-----|-----|-----|-------|--------|--------------|
| 2003 | 69 | 66 | 68 | 71 | 274 | T18 | \$56,000.00 |
| 2004 | 70 | 71 | 69 | 67 | 277 | T32 | 20,440.00 |
| 2006 | 65 | 71 | 73 | 68 | 277 | T31 | 23,906.67 |
| 2007 | 68 | 68 | 70 | 70 | 276 | T22 | 54,085.71 |
| 2008 | 67 | 66 | 64 | 67 | 264 | 4 | 288,000.00 |
| 2009 | 68 | 71 | | | 139 | CUT | |
| 2011 | 70 | 63 | 68 | 67 | 268 | T17 | 78,514.29 |
| 2012 | 70 | 66 | 69 | 66 | 271 | T15 | 102,000.00 |
| 2013 | 71 | 69 | 70 | 71 | 281 | T63 | 12,871.00 |
| 2014 | 66 | 69 | 70 | 71 | 276 | T46 | 17,186.40 |
| 2015 | 72 | 70 | | | 142 | CUT | |
| 2016 | 78 | 75 | | | 153 | CUT | |
| | | | | | | Total | \$653,004.07 |

SLUMAN, JEFF (70.02)

| Year | 1st | 2nd | 3rd | 4th | Total | Finish | Money |
|------|-----|-----|-----|-----|-------|--------|--------------|
| 1983 | 70 | 67 | 75 | 70 | 282 | T59 | \$660.00 |
| 1985 | 72 | 68 | 78 | 73 | 291 | 66 | 1,248.00 |
| 1986 | 73 | 71 | | | 144 | CUT | |
| 1991 | 69 | 69 | 70 | 71 | 279 | T38 | 4,400.00 |
| 1992 | 67 | 70 | 70 | 70 | 277 | T5 | 36,500.00 |
| 1993 | 74 | 68 | 69 | 69 | 280 | T20 | 10,833.33 |
| 1994 | 70 | 71 | 71 | 69 | 281 | T40 | 4,440.00 |
| 1995 | 74 | 72 | | | 146 | CUT | |
| 1997 | 69 | 74 | 70 | 63 | 276 | T21 | 14,081.25 |
| 2000 | 70 | 67 | 65 | 71 | 273 | T25 | 20,920.00 |
| 2001 | 67 | 69 | 69 | 69 | 274 | T36 | 13,659.37 |
| 2002 | 72 | 71 | | | 143 | CUT | |
| 2004 | 72 | 69 | 70 | 62 | 273 | T9 | 109,200.00 |
| 2005 | 71 | 67 | 76 | 68 | 282 | T63 | 9,116.00 |
| | | | | | | Total | \$225,057.95 |

SMAIL, DAVID (70.50)

| Year | 1st | 2nd | 3rd | 4th | Total | Finish | Money |
|------|-----|-----|-----|-----|-------|--------|-------|
| 2001 | 70 | 71 | | | 141 | CUT | |
| 2003 | 72 | 69 | | | 141 | CUT | |
| | | | | | | Total | |

SMITH, BOB (70.15)

| Year | 1st | 2nd | 3rd | 4th | Total | Finish | Money |
|------|-----|-----|-----|-----|-------|--------|------------|
| 1968 | 69 | 71 | 70 | 66 | 276 | T7 | \$2,975.00 |
| 1969 | 67 | 70 | 75 | 70 | 282 | T50 | 165.72 |
| 1970 | 70 | 71 | 74 | 70 | 285 | T62 | 173.91 |
| 1971 | 69 | 71 | 72 | 70 | 282 | T61 | 115.79 |
| 1978 | 69 | 71 | 71 | 67 | 278 | T46 | 559.43 |
| | | | | | | Total | \$3,989.85 |

INDIVIDUAL RESULTS

SMITH, BYRON (69.00)

| Year | 1st | 2nd | 3rd | 4th | Total | Finish | Money |
|------|-----|-----|-----|-----|-------|--------|-------------|
| 2015 | 69 | 67 | 69 | 71 | 276 | T54 | \$14,528.00 |
| | | | | | | Total | \$14,528.00 |

SMITH, CAMERON (68.50)

| Year | 1st | 2nd | 3rd | 4th | Total | Finish | Money |
|------|-----|-----|-----|-----|-------|--------|-------------|
| 2015 | 73 | 65 | 68 | 68 | 274 | T39 | \$23,680.00 |
| 2016 | 69 | 67 | 67 | 71 | 274 | T34 | 34,815.00 |
| | | | | | | Total | \$58,495.00 |

SMITH, CHRIS (71.45)

| Year | 1st | 2nd | 3rd | 4th | Total | Finish | Money |
|------|-----|-----|-----|-----|-------|--------|-------------|
| 1991 | 81 | 78 | | | 159 | CUT | |
| 1996 | 72 | 76 | | | 148 | CUT | |
| 1998 | 68 | 68 | 70 | 71 | 277 | T47 | \$5,022.22 |
| 1999 | 72 | 73 | | | 145 | CUT | |
| 2001 | 70 | 66 | 72 | 68 | 276 | T45 | 9,076.80 |
| 2004 | 72 | 71 | | | 143 | CUT | |
| 2005 | 66 | 67 | 75 | 69 | 277 | T36 | 19,815.83 |
| 2006 | 74 | 73 | | | 147 | CUT | |
| | | | | | | Total | \$33,914.85 |

SMITH, DICK (70.25)

| Year | 1st | 2nd | 3rd | 4th | Total | Finish | Money |
|------|-----|-----|-----|-----|-------|--------|----------|
| 1971 | 73 | 68 | 69 | 71 | 281 | T57 | \$115.00 |
| | | | | | | Total | \$115.00 |

SMITH, EARL (71.75)

| Year | 1st | 2nd | 3rd | 4th | Total | Finish | Money |
|------|-----|-----|-----|-----|-------|--------|----------|
| 1972 | 69 | 71 | 72 | 75 | 287 | T64 | \$217.39 |
| | | | | | | Total | \$217.39 |

SMITH, GORDON (72.50)

| Year | 1st | 2nd | 3rd | 4th | Total | Finish | Money |
|------|-----|-----|-----|-----|-------|--------|-------|
| 1987 | 71 | 74 | | | 145 | CUT | |
| | | | | | | Total | |

SMITH, IVAN (70.50)

| Year | 1st | 2nd | 3rd | 4th | Total | Finish | Money |
|------|-----|-----|-----|-----|-------|--------|-------|
| 1983 | 72 | 69 | | | 141 | CUT | |
| | | | | | | Total | |

SMITH, JERRY (72.63)

| Year | 1st | 2nd | 3rd | 4th | Total | Finish | Money |
|------|-----|-----|-----|-----|-------|--------|-------|
| 2001 | 72 | 75 | | | 147 | CUT | |
| 2002 | 75 | 70 | | | 145 | CUT | |
| 2006 | 69 | 73 | | | 142 | CUT | |
| 2007 | 72 | 75 | | | 147 | CUT | |
| | | | | | | Total | |

SMITH, JOEL (77.00)

| Year | 1st | 2nd | 3rd | 4th | Total | Finish | Money |
|------|-----|-----|-----|-----|-------|--------|-------|
| 1952 | 71 | 77 | 79 | 81 | 308 | 65 | |
| | | | | | | Total | |

SMITH, KIRK (72.25)

| Year | 1st | 2nd | 3rd | 4th | Total | Finish | Money |
|------|-----|-----|-----|-----|-------|--------|-------|
| 1956 | 70 | 75 | 71 | 73 | 289 | T57 | |
| | | | | | | Total | |

SMITH, KRIS (81.00)

| Year | 1st | 2nd | 3rd | 4th | Total | Finish | Money |
|------|-----|-----|-----|-----|-------|--------|-------|
| 1992 | 83 | 79 | | | 162 | CUT | |
| | | | | | | Total | |

SMITH, MIKE (71.35)

| Year | 1st | 2nd | 3rd | 4th | Total | Finish | Money |
|------|-----|-----|-----|-----|-------|--------|-------------|
| 1981 | 70 | 70 | | | 140 | CUT | |
| 1984 | 73 | 77 | | | 150 | CUT | |
| 1985 | 72 | 75 | | | 147 | CUT | |
| 1986 | 71 | 77 | | | 148 | CUT | |
| 1987 | 71 | 70 | 69 | 71 | 281 | T38 | \$3,010.00 |
| 1991 | 70 | 71 | 70 | 71 | 282 | T56 | 2,230.00 |
| 1992 | 73 | 67 | 70 | 69 | 279 | T11 | 22,000.00 |
| 1993 | 74 | 72 | | | 146 | CUT | |
| 1995 | 70 | 71 | 73 | 68 | 282 | T59 | 2,592.00 |
| | | | | | | Total | \$29,832.00 |

SMITH, NATE (69.25)

| Year | 1st | 2nd | 3rd | 4th | Total | Finish | Money |
|------|-----|-----|-----|-----|-------|--------|-------------|
| 2011 | 71 | 65 | 70 | 71 | 277 | T67 | \$12,240.00 |
| | | | | | | Total | \$12,240.00 |

SMITH, NEALE (75.00)

| Year | 1st | 2nd | 3rd | 4th | Total | Finish | Money |
|------|-----|-----|-----|-----|-------|--------|-------|
| 1993 | 71 | 79 | | | 150 | CUT | |
| | | | | | | Total | |

SMITH, RED (73.50)

| Year | 1st | 2nd | 3rd | 4th | Total | Finish | Money |
|------|-----|-----|-----|-----|-------|--------|-------|
| 1960 | 76 | 70 | 73 | 75 | 294 | T64 | |
| | | | | | | Total | |

INDIVIDUAL RESULTS

SMITH, RON (71.13)

| Year | 1st | 2nd | 3rd | 4th | Total | Finish | Money |
|------|-----|-----|-----|-----|-------|--------|-------|
| 1962 | 72 | 73 | 69 | 74 | 288 | T52 | |
| 1966 | 69 | 69 | 72 | 71 | 281 | T51 | |
| | | | | | | Total | |

SMITH, TAYLOR (75.00)

| Year | 1st | 2nd | 3rd | 4th | Total | Finish | Money |
|------|-----|-----|-----|-----|-------|--------|-------|
| 1996 | 82 | 73 | | | 155 | CUT | |
| 1997 | 75 | 70 | | | 145 | CUT | |
| | | | | | | Total | |

SNEAD, J.C. (69.12)

| Year | 1st | 2nd | 3rd | 4th | Total | Finish | Money |
|------|-----|-----|-----|-----|-------|--------|-------------|
| 1969 | 66 | 74 | 66 | 68 | 274 | T8 | \$2,510.00 |
| 1971 | 65 | 69 | 67 | 67 | 268 | T2 | 10,175.00 |
| 1973 | 68 | 72 | 67 | 70 | 277 | T50 | 470.00 |
| 1974 | 68 | 67 | 72 | 69 | 276 | T11 | 3,466.67 |
| 1975 | 66 | 68 | 67 | 67 | 268 | 3 | 14,200.00 |
| 1976 | 67 | 64 | 69 | 68 | 268 | T2 | 19,425.00 |
| 1979 | 65 | 66 | 71 | 69 | 271 | T5 | 10,950.00 |
| 1980 | 70 | 68 | 67 | 71 | 276 | T30 | 1,863.00 |
| 1981 | 68 | 65 | 68 | 69 | 270 | T15 | 4,357.50 |
| 1982 | 70 | 68 | 67 | 68 | 273 | T39 | 1,230.00 |
| 1983 | 68 | 68 | 72 | 71 | 279 | T43 | 876.60 |
| 1984 | 73 | 80 | | | 153 | CUT | |
| 1985 | 69 | 72 | 70 | 70 | 281 | T45 | 1,756.80 |
| 1986 | 72 | 77 | | | 149 | CUT | |
| 1987 | 68 | 70 | 70 | 71 | 279 | T29 | 4,550.00 |
| 1988 | 70 | 67 | 67 | 76 | 280 | T51 | 1,657.60 |
| 1989 | 71 | 71 | | | 142 | CUT | |
| 1990 | 71 | 68 | 71 | 68 | 278 | T53 | 2,304.00 |
| | | | | | | Total | \$79,792.17 |

SNEAD, SAM (69.46)

| Year | 1st | 2nd | 3rd | 4th | Total | Finish | Money |
|------|-----|-----|-----|-----|-------|--------|------------|
| 1955 | 66 | 68 | 66 | 69 | 269 | 1 | \$4,000.00 |
| 1964 | 69 | 68 | 72 | 68 | 277 | T12 | 1,300.00 |
| 1976 | 68 | 73 | 68 | 76 | 285 | T57 | 430.60 |
| 1983 | 72 | | | | 72 | W/D | |
| | | | | | | Total | \$5,730.60 |

SNEDEKER, BRANDT (68.00)

| Year | 1st | 2nd | 3rd | 4th | Total | Finish | Money |
|------|-----|-----|-----|-----|-------|--------|--------------|
| 2009 | 67 | 67 | 69 | 71 | 274 | T47 | \$16,140.00 |
| 2010 | 68 | 73 | | | 141 | CUT | |
| 2011 | 70 | 63 | 67 | 69 | 269 | T24 | 46,425.00 |
| 2014 | 65 | 69 | 72 | 64 | 270 | T11 | 123,114.00 |
| 2015 | 68 | 68 | 63 | 71 | 270 | T10 | 147,200.00 |
| | | | | | | Total | \$332,879.00 |

SNODGRASS, TERRY (73.00)

| Year | 1st | 2nd | 3rd | 4th | Total | Finish | Money |
|------|-----|-----|-----|-----|-------|--------|-------|
| 1985 | 74 | 72 | | | 146 | CUT | |
| | | | | | | Total | |

SNOW, ANSEL (71.67)

| Year | 1st | 2nd | 3rd | 4th | Total | Finish | Money |
|------|-----|-----|-----|-----|-------|--------|----------|
| 1952 | 74 | 71 | 72 | 74 | 291 | T42 | |
| 1954 | 72 | 71 | 74 | 67 | 284 | T29 | \$55.00 |
| 1955 | 73 | 72 | 68 | 72 | 285 | T21 | 220.00 |
| | | | | | | Total | \$275.00 |

SNYDER III, JOEY (72.00)

| Year | 1st | 2nd | 3rd | 4th | Total | Finish | Money |
|------|-----|-----|-----|-----|-------|--------|------------|
| 2005 | 69 | 71 | 69 | 76 | 285 | T71 | \$8,471.00 |
| 2012 | 77 | 73 | | | 150 | CUT | |
| 2013 | 73 | 68 | | | 141 | CUT | |
| | | | | | | Total | \$8,471.00 |

SOKOL, STEVE (72.50)

| Year | 1st | 2nd | 3rd | 4th | Total | Finish | Money |
|------|-----|-----|-----|-----|-------|--------|-------|
| 2007 | 77 | 72 | | | 149 | CUT | |
| 2008 | 71 | 70 | | | 141 | CUT | |
| | | | | | | Total | |

SOLI, MICK (69.95)

| Year | 1st | 2nd | 3rd | 4th | Total | Finish | Money |
|------|-----|-----|-----|-----|-------|--------|------------|
| 1980 | 68 | 69 | 71 | 72 | 280 | T54 | \$690.00 |
| 1981 | 67 | 70 | 68 | 68 | 273 | T37 | 1,200.00 |
| 1982 | 66 | 67 | 68 | 71 | 272 | T28 | 1,791.82 |
| 1983 | 71 | 69 | | | 140 | CUT | |
| 1984 | 70 | 71 | 72 | 72 | 285 | T37 | 1,680.00 |
| 1985 | 77 | 72 | | | 149 | CUT | |
| | | | | | | Total | \$5,361.82 |

SOCHAK, MIKE (70.15)

| Year | 1st | 2nd | 3rd | 4th | Total | Finish | Money |
|------|-----|-----|-----|-----|-------|--------|------------|
| 1954 | 73 | 73 | 68 | 71 | 285 | T35 | |
| 1955 | 66 | 70 | 71 | 69 | 276 | T2 | \$1,950.00 |
| 1957 | 68 | 69 | 74 | 72 | 283 | T31 | 25.00 |
| 1964 | 69 | 68 | 74 | 70 | 281 | T32 | 375.00 |
| 1966 | 69 | 69 | 71 | 69 | 278 | T31 | 650.00 |
| | | | | | | Total | \$3,000.00 |

INDIVIDUAL RESULTS

SOULSBY, BRUCE (73.50)

| Year | 1st | 2nd | 3rd | 4th | Total | Finish | Money |
|------|-----|-----|-----|-----|-------|--------|-------|
| 1987 | 76 | 76 | | | 152 | CUT | |
| 1988 | 71 | 71 | | | 142 | CUT | |
| | | | | | | Total | |

SOWARDS, BOB (70.16)

| Year | 1st | 2nd | 3rd | 4th | Total | Finish | Money |
|------|-----|-----|-----|-----|-------|--------|-------------|
| 2005 | 74 | 72 | | | 146 | CUT | |
| 2008 | 67 | 70 | 66 | 72 | 275 | T45 | \$16,817.15 |
| | | | | | | Total | \$16,817.15 |

SPANG, MIKE (71.00)

| Year | 1st | 2nd | 3rd | 4th | Total | Finish | Money |
|------|-----|-----|-----|-----|-------|--------|----------|
| 1972 | 67 | 70 | 73 | 74 | 284 | T52 | \$217.39 |
| | | | | | | Total | \$217.39 |

SPEARS, HERSCHEL (72.25)

| Year | 1st | 2nd | 3rd | 4th | Total | Finish | Money |
|------|-----|-----|-----|-----|-------|--------|-------|
| 1954 | 71 | 75 | 69 | 74 | 289 | T50 | |
| | | | | | | Total | |

SPENCE, CRAIG (71.50)

| Year | 1st | 2nd | 3rd | 4th | Total | Finish | Money |
|------|-----|-----|-----|-----|-------|--------|-------|
| 2000 | 71 | 72 | | | 143 | CUT | |
| | | | | | | Total | |

SPILLER, BILL (73.25)

| Year | 1st | 2nd | 3rd | 4th | Total | Finish | Money |
|------|-----|-----|-----|-----|-------|--------|-------|
| 1953 | 70 | 70 | 76 | 77 | 293 | 55 | |
| | | | | | | Total | |

SPOSA, MIKE (69.88)

| Year | 1st | 2nd | 3rd | 4th | Total | Finish | Money |
|------|-----|-----|-----|-----|-------|--------|-------------|
| 1999 | 69 | 70 | 70 | 69 | 278 | 57 | \$5,650.00 |
| 2000 | 70 | 71 | | | 141 | CUT | |
| 2001 | 68 | 74 | | | 142 | CUT | |
| 2003 | 68 | 71 | 67 | 72 | 278 | T36 | 18,433.33 |
| 2006 | 70 | 70 | 68 | 71 | 279 | T44 | 14,080.00 |
| | | | | | | Total | \$38,163.33 |

SPRADLIN, JACK (71.83)

| Year | 1st | 2nd | 3rd | 4th | Total | Finish | Money |
|------|-----|-----|-----|-----|-------|--------|----------|
| 1979 | 68 | 72 | 71 | 74 | 285 | T64 | \$627.00 |
| 1984 | 72 | 74 | | | 146 | CUT | |
| | | | | | | Total | \$627.00 |

SPRAY, STEVE (71.50)

| Year | 1st | 2nd | 3rd | 4th | Total | Finish | Money |
|------|-----|-----|-----|-----|-------|--------|----------|
| 1968 | 72 | 67 | 78 | 73 | 290 | 65 | |
| 1970 | 72 | 70 | 71 | 69 | 282 | T51 | \$173.92 |
| | | | | | | Total | \$173.92 |

SPRING, ADAM (73.50)

| Year | 1st | 2nd | 3rd | 4th | Total | Finish | Money |
|------|-----|-----|-----|-----|-------|--------|-------|
| 1997 | 75 | 72 | | | 147 | CUT | |
| | | | | | | Total | |

SPRINGER, MIKE (69.60)

| Year | 1st | 2nd | 3rd | 4th | Total | Finish | Money |
|------|-----|-----|-----|-----|-------|--------|--------------|
| 1991 | 71 | 69 | 71 | 69 | 280 | T42 | \$3,072.00 |
| 1993 | 69 | 65 | 73 | 68 | 275 | T5 | 38,000.00 |
| 1994 | 73 | 67 | 67 | 73 | 280 | T33 | 6,205.71 |
| 1996 | 73 | 71 | | | 144 | CUT | |
| 1997 | 72 | 72 | | | 144 | CUT | |
| 1998 | 71 | 67 | 68 | 65 | 271 | T14 | 37,000.00 |
| 1999 | 63 | 73 | 65 | 67 | 268 | T8 | 72,500.00 |
| 2000 | 69 | 69 | 70 | 65 | 273 | T25 | 20,920.00 |
| 2003 | 76 | 77 | | | 153 | CUT | |
| | | | | | | Total | \$177,697.71 |

ST. PIERRE, JIM (75.50)

| Year | 1st | 2nd | 3rd | 4th | Total | Finish | Money |
|------|-----|-----|-----|-----|-------|--------|-------|
| 2005 | 77 | 80 | | | 157 | CUT | |
| 2006 | 76 | 72 | | | 148 | CUT | |
| 2007 | 73 | 75 | | | 148 | CUT | |
| | | | | | | Total | |

STADLER, CRAIG (69.86)

| Year | 1st | 2nd | 3rd | 4th | Total | Finish | Money |
|------|-----|-----|-----|-----|-------|--------|-------------|
| 1976 | 70 | 72 | 67 | 73 | 282 | T50 | \$519.50 |
| 1978 | 68 | 73 | | | 141 | CUT | |
| 1979 | 68 | 68 | 70 | 70 | 276 | T20 | 3,026.25 |
| 1981 | 71 | 68 | 64 | 69 | 272 | T29 | 1,826.25 |
| 1984 | 70 | 71 | 70 | 70 | 281 | T20 | 4,333.33 |
| 1985 | 73 | 70 | | | 143 | CUT | |
| 1993 | 65 | 71 | 76 | 70 | 282 | T30 | 5,812.50 |
| 1997 | 70 | 69 | 69 | 71 | 279 | T40 | 4,790.77 |
| | | | | | | Total | \$20,308.60 |

INDIVIDUAL RESULTS

STADLER, KEVIN (70.74)

| Year | 1st | 2nd | 3rd | 4th | Total | Finish | Money |
|------|-----|-----|-----|-----|-------|--------|-------------|
| 2005 | 74 | 72 | | | 146 | CUT | |
| 2007 | 68 | 70 | 75 | 69 | 282 | T54 | \$13,560.00 |
| 2008 | 66 | 72 | | | 138 | CUT | |
| 2009 | 67 | 73 | | | 140 | CUT | |
| 2010 | 73 | | | | 73 | DQ | |
| 2011 | 68 | 69 | | | 137 | CUT | |
| 2012 | 76 | 73 | | | 149 | CUT | |
| 2013 | 68 | 67 | 73 | 71 | 279 | T51 | 14,500.00 |
| 2014 | 72 | 67 | 72 | 72 | 283 | 73 | 12,028.00 |
| | | | | | | Total | \$89,093.00 |

STALLINGS, SCOTT (70.75)

| Year | 1st | 2nd | 3rd | 4th | Total | Finish | Money |
|------|-----|-----|-----|-----|-------|--------|-------|
| 2011 | 71 | 72 | | | 143 | CUT | |
| 2016 | 71 | 69 | | | 140 | CUT | |
| | | | | | | Total | |

STANDLY, MIKE (71.13)

| Year | 1st | 2nd | 3rd | 4th | Total | Finish | Money |
|------|-----|-----|-----|-----|-------|--------|-------------|
| 1991 | 71 | 80 | | | 151 | CUT | |
| 1992 | 69 | 70 | 73 | 75 | 287 | T58 | \$2,170.00 |
| 1993 | 76 | 68 | 77 | 70 | 291 | T74 | 1,900.00 |
| 1994 | 70 | 71 | 64 | 71 | 276 | T15 | 19,200.00 |
| 1995 | 71 | 69 | 72 | 70 | 282 | T59 | 2,592.00 |
| 1996 | 74 | 70 | | | 144 | CUT | |
| 1997 | 71 | 72 | 67 | 69 | 279 | T40 | 4,790.77 |
| 1998 | 69 | 71 | | | 140 | CUT | |
| 2000 | 69 | 71 | | | 140 | CUT | |
| 2003 | 67 | 73 | 74 | 72 | 286 | T73 | 7,680.00 |
| | | | | | | Total | \$38,332.77 |

STANKOWSKI, PAUL (70.95)

| Year | 1st | 2nd | 3rd | 4th | Total | Finish | Money |
|------|-----|-----|-----|-----|-------|--------|-------------|
| 1994 | 76 | 74 | | | 150 | CUT | |
| 1996 | 71 | 71 | 73 | 70 | 285 | T49 | \$3,634.29 |
| 1997 | 67 | 76 | 70 | 73 | 286 | T77 | 2,760.00 |
| 2001 | 67 | 72 | 70 | 71 | 280 | T67 | 6,231.00 |
| 2007 | 70 | 72 | | | 142 | CUT | |
| 2008 | 73 | 72 | | | 145 | CUT | |
| 2010 | 71 | 66 | 67 | 69 | 273 | T34 | 29,025.00 |
| 2011 | 67 | 68 | 66 | 73 | 274 | T56 | 13,680.00 |
| | | | | | | Total | \$55,330.29 |

STANLEY, KYLE (69.45)

| Year | 1st | 2nd | 3rd | 4th | Total | Finish | Money |
|------|-----|-----|-----|-----|-------|--------|--------------|
| 2009 | 66 | 67 | 70 | 66 | 269 | T19 | \$75,300.00 |
| 2011 | 72 | 66 | | | 138 | CUT | |
| 2012 | 70 | 67 | 70 | 70 | 277 | T60 | 13,140.00 |
| 2013 | 69 | 74 | | | 143 | CUT | |
| 2014 | 71 | 71 | | | 142 | CUT | |
| 2015 | 67 | 68 | 68 | 69 | 272 | T20 | 71,936.00 |
| 2016 | 76 | 72 | | | 148 | CUT | |
| | | | | | | Total | \$160,376.00 |

STANTON, BOB (70.08)

| Year | 1st | 2nd | 3rd | 4th | Total | Finish | Money |
|------|-----|-----|-----|-----|-------|--------|------------|
| 1969 | 68 | 73 | 72 | 70 | 283 | T57 | \$160.00 |
| 1970 | 71 | 69 | 68 | 71 | 279 | T30 | 593.75 |
| 1974 | 70 | 67 | 73 | 69 | 279 | T33 | 949.09 |
| | | | | | | Total | \$1,702.84 |

STARKS, NATE (71.00)

| Year | 1st | 2nd | 3rd | 4th | Total | Finish | Money |
|------|-----|-----|-----|-----|-------|--------|----------|
| 1975 | 70 | 71 | 70 | 73 | 284 | T59 | \$400.00 |
| | | | | | | Total | \$400.00 |

STASZOWSKI, FRANK (72.15)

| Year | 1st | 2nd | 3rd | 4th | Total | Finish | Money |
|------|-----|-----|-----|-----|-------|--------|----------|
| 1952 | 73 | 72 | 72 | 69 | 286 | T24 | \$165.00 |
| 1953 | 71 | 68 | 72 | 70 | 281 | T22 | 165.00 |
| 1956 | 71 | 72 | 72 | 74 | 289 | T57 | |
| 1959 | 71 | 76 | 71 | 77 | 295 | T68 | |
| 1963 | 75 | 70 | 71 | 76 | 292 | T62 | |
| | | | | | | Total | \$330.00 |

STASZOWSKI, STAN (73.57)

| Year | 1st | 2nd | 3rd | 4th | Total | Finish | Money |
|------|-----|-----|-----|-----|-------|--------|-------|
| 1952 | 76 | 73 | 78 | | 227 | W/D | |
| 1956 | 72 | 69 | 72 | 75 | 288 | T54 | |
| | | | | | | Total | |

STATEN, B.J. (68.75)

| Year | 1st | 2nd | 3rd | 4th | Total | Finish | Money |
|------|-----|-----|-----|-----|-------|--------|--------------|
| 2006 | 72 | 68 | 67 | 70 | 277 | T31 | \$23,906.67 |
| 2007 | 67 | 71 | 69 | 66 | 273 | T9 | 156,000.00 |
| | | | | | | Total | \$179,906.67 |

STATON, KENNETH (73.50)

| Year | 1st | 2nd | 3rd | 4th | Total | Finish | Money |
|------|-----|-----|-----|-----|-------|--------|-------|
| 2002 | 73 | 75 | | | 148 | CUT | |
| 2003 | 72 | 74 | | | 146 | CUT | |
| | | | | | | Total | |

INDIVIDUAL RESULTS

STEEL, IAIN (71.00)

| Year | 1st | 2nd | 3rd | 4th | Total | Finish CUT | Money |
|------|-----|-----|-----|-----|-------|------------|-------|
| 1998 | 73 | 69 | | | 142 | Total | |

STEELE, BRENDAN (68.05)

| Year | 1st | 2nd | 3rd | 4th | Total | Finish | Money |
|------|-----|-----|-----|-----|-------|--------|--------------|
| 2011 | 68 | 64 | 67 | 68 | 267 | T13 | \$112,500.00 |
| 2012 | 74 | 69 | | | 143 | CUT | |
| 2013 | 68 | 68 | 72 | 66 | 274 | T13 | 111,020.00 |
| 2014 | 62 | 69 | 71 | 66 | 268 | T5 | 235,600.00 |
| 2015 | 67 | 71 | 68 | 67 | 273 | T25 | 41,234.28 |
| 2016 | 70 | 69 | 69 | 64 | 272 | T17 | 83,490.00 |
| | | | | | | Total | \$583,844.00 |

STEELSMITH, JERRY (69.88)

| Year | 1st | 2nd | 3rd | 4th | Total | Finish | Money |
|------|-----|-----|-----|-----|-------|--------|------------|
| 1961 | 72 | 68 | 72 | 68 | 280 | T23 | \$324.29 |
| 1962 | 67 | 67 | 69 | 69 | 272 | T3 | 2,050.00 |
| 1963 | 70 | 71 | 71 | 74 | 286 | T26 | 365.00 |
| 1964 | 67 | 74 | 71 | 70 | 282 | T42 | |
| 1965 | 72 | 68 | 70 | 70 | 280 | T21 | 777.78 |
| 1967 | 68 | 70 | 70 | 69 | 277 | T16 | 1,600.00 |
| | | | | | | Total | \$5,117.07 |

STEFANI, SHAWN (69.00)

| Year | 1st | 2nd | 3rd | 4th | Total | Finish | Money |
|------|-----|-----|-----|-----|-------|--------|--------------|
| 2014 | 71 | 72 | | | 143 | CUT | |
| 2016 | 71 | 68 | 67 | 65 | 271 | T11 | \$135,300.00 |
| | | | | | | Total | \$135,300.00 |

STEGMAIER, BRETT (74.00)

| Year | 1st | 2nd | 3rd | 4th | Total | Finish | Money |
|------|-----|-----|-----|-----|-------|--------|-------|
| 2006 | 73 | 76 | | | 149 | CUT | |
| 2010 | 72 | 74 | | | 146 | CUT | |
| 2016 | 72 | 77 | | | 149 | CUT | |
| | | | | | | Total | |

STEINBERG, JEFF (71.50)

| Year | 1st | 2nd | 3rd | 4th | Total | Finish | Money |
|------|-----|-----|-----|-----|-------|--------|-------|
| 1980 | 70 | 73 | | | 143 | CUT | |
| | | | | | | Total | |

STERLING, SCOTT (69.00)

| Year | 1st | 2nd | 3rd | 4th | Total | Finish | Money |
|------|-----|-----|-----|-----|-------|--------|--------|
| 2008 | 68 | 70 | | | 138 | CUT | |
| 2009 | 71 | 67 | | | 138 | CUT | |
| | | | | | | Total | \$0.00 |

STERNE, RICHARD (70.00)

| Year | 1st | 2nd | 3rd | 4th | Total | Finish | Money |
|------|-----|-----|-----|-----|-------|--------|-------|
| 2015 | 74 | 66 | | | 140 | CUT | |
| | | | | | | Total | |

STEWART, DAVID (73.14)

| Year | 1st | 2nd | 3rd | 4th | Total | Finish | Money |
|------|-----|-----|-----|-----|-------|--------|-------|
| 1952 | 73 | 73 | 77 | | 223 | W/D | |
| 1953 | 77 | 71 | 72 | 69 | 289 | 46 | |
| | | | | | | Total | |

STEWART, EARL (69.92)

| Year | 1st | 2nd | 3rd | 4th | Total | Finish | Money |
|------|-----|-----|-----|-----|-------|--------|------------|
| 1952 | 68 | 71 | 69 | 69 | 277 | T2 | \$1,466.67 |
| 1953 | 69 | 70 | 75 | 77 | 291 | T48 | |
| 1954 | 68 | 68 | 69 | 66 | 271 | 2 | 1,800.00 |
| | | | | | | Total | \$3,266.67 |

STEWART, PAYNE (70.33)

| Year | 1st | 2nd | 3rd | 4th | Total | Finish | Money |
|------|-----|-----|-----|-----|-------|--------|------------|
| 1981 | 71 | 68 | 67 | 69 | 275 | T51 | \$715.50 |
| 1983 | 64 | 69 | 74 | 72 | 279 | T43 | 876.60 |
| 1985 | 68 | 71 | 74 | 66 | 279 | T37 | 2,580.00 |
| 1986 | 69 | 70 | 71 | 80 | 290 | T75 | 1,323.00 |
| 1994 | 72 | 71 | | | 143 | CUT | |
| | | | | | | Total | \$5,495.10 |

STEWART, RAY (70.21)

| Year | 1st | 2nd | 3rd | 4th | Total | Finish | Money |
|------|-----|-----|-----|-----|-------|--------|-------------|
| 1983 | 69 | 67 | 69 | 70 | 275 | T17 | \$4,060.00 |
| 1987 | 79 | 73 | | | 152 | CUT | |
| 1988 | 71 | 67 | 70 | 72 | 280 | T51 | 1,657.60 |
| 1989 | 71 | 69 | 70 | 75 | 285 | 73 | 1,940.00 |
| 1990 | 68 | 68 | 66 | 73 | 275 | T36 | 4,406.25 |
| 1991 | 69 | 69 | 70 | 68 | 276 | T20 | 11,650.00 |
| 1995 | 68 | 74 | | | 142 | CUT | |
| | | | | | | Total | \$23,713.85 |

STILES, DARRON (69.90)

| Year | 1st | 2nd | 3rd | 4th | Total | Finish | Money |
|------|-----|-----|-----|-----|-------|--------|--------------|
| 2003 | 69 | 63 | 70 | 71 | 273 | T11 | \$79,428.57 |
| 2005 | 71 | 69 | 63 | 68 | 271 | T9 | 116,100.00 |
| 2006 | 66 | 66 | 74 | 71 | 277 | T31 | 23,906.67 |
| 2007 | 70 | 78 | | | 148 | CUT | |
| 2009 | 71 | 73 | | | 144 | CUT | |
| 2013 | 72 | 70 | | | 142 | CUT | |
| 2016 | 75 | 68 | | | 143 | CUT | |
| | | | | | | Total | \$219,435.24 |

INDIVIDUAL RESULTS

STILL, KEN (70.15)

| Year | 1st | 2nd | 3rd | 4th | Total | Finish | Money |
|------|-----|-----|-----|-----|-------|--------|-------------|
| 1960 | 70 | 71 | 74 | 69 | 284 | T37 | |
| 1963 | 70 | 70 | 73 | 74 | 287 | T33 | \$182.22 |
| 1965 | 68 | 69 | 74 | 72 | 283 | T46 | 220.00 |
| 1966 | 68 | 69 | 73 | 75 | 285 | T69 | |
| 1967 | 73 | 69 | 71 | 69 | 282 | T37 | 512.50 |
| 1968 | 67 | 71 | 67 | 70 | 275 | T5 | 4,050.00 |
| 1969 | 72 | 68 | 72 | 68 | 280 | T35 | 495.72 |
| 1970 | 72 | 69 | 70 | 70 | 281 | T42 | 286.67 |
| 1971 | 70 | 69 | 71 | 69 | 279 | T42 | 352.00 |
| 1972 | 68 | 70 | 65 | 71 | 274 | T7 | 3,686.66 |
| 1973 | 69 | 70 | 70 | 69 | 278 | T57 | 420.00 |
| 1974 | 70 | 71 | 69 | 72 | 282 | T52 | 460.00 |
| 1975 | 69 | 71 | 70 | 68 | 278 | T30 | 1,270.00 |
| | | | | | | Total | \$11,935.77 |

STILLS, ADRIAN (73.00)

| Year | 1st | 2nd | 3rd | 4th | Total | Finish | Money |
|------|-----|-----|-----|-----|-------|--------|-------|
| 1986 | 73 | 73 | | | 146 | CUT | |
| | | | | | | Total | |

STOCKTON, DAVE (69.37)

| Year | 1st | 2nd | 3rd | 4th | Total | Finish | Money |
|------|-----|-----|-----|-----|-------|--------|-------------|
| 1966 | 70 | 71 | 73 | 70 | 284 | T66 | |
| 1967 | 69 | 72 | 72 | 68 | 281 | T32 | \$625.00 |
| 1968 | 68 | 68 | 67 | 71 | 274 | 4 | 5,000.00 |
| 1969 | 69 | 67 | 67 | 66 | 269 | 3 | 7,100.00 |
| 1970 | 72 | 67 | 69 | 66 | 274 | T6 | 3,400.00 |
| 1971 | 65 | 69 | 68 | 68 | 270 | T4 | 4,290.00 |
| 1972 | 66 | 67 | 72 | 72 | 277 | T14 | 2,062.50 |
| 1973 | 68 | 69 | 69 | 68 | 274 | T36 | 983.34 |
| 1974 | 65 | 65 | 69 | 69 | 268 | 1 | 40,000.00 |
| 1975 | 69 | 67 | 70 | 70 | 276 | T23 | 1,725.00 |
| 1977 | 67 | 70 | 69 | 69 | 275 | T22 | 1,974.00 |
| 1980 | 71 | 66 | 70 | 67 | 274 | T17 | 4,060.00 |
| 1981 | 66 | 68 | 70 | 68 | 272 | T29 | 1,826.25 |
| 1982 | 72 | | | | 72 | DQ | |
| 1984 | 73 | 73 | | | 146 | CUT | |
| 1985 | 73 | 72 | | | 145 | CUT | |
| 1986 | 69 | 71 | 75 | 70 | 285 | T68 | 1,414.00 |
| 1987 | 72 | 67 | 75 | 73 | 287 | T71 | 1,330.00 |
| 1991 | 73 | 72 | | | 145 | CUT | |
| | | | | | | Total | \$75,790.09 |

STOCKTON, JR., DAVE (69.09)

| Year | 1st | 2nd | 3rd | 4th | Total | Finish | Money |
|------|-----|-----|-----|-----|-------|--------|--------------|
| 1994 | 66 | 66 | 67 | 72 | 271 | T3 | \$57,600.00 |
| 1995 | 65 | 68 | 68 | 68 | 269 | T2 | 89,600.00 |
| 1996 | 69 | 72 | 74 | 74 | 289 | T67 | 3,030.00 |
| 1997 | 70 | 70 | 70 | 68 | 278 | T35 | 7,395.00 |
| 1998 | 68 | 69 | 70 | 70 | 277 | T47 | 5,022.23 |
| 1999 | 68 | 68 | 64 | 67 | 267 | T6 | 86,875.00 |
| 2000 | 66 | 66 | 70 | 68 | 270 | T12 | 61,600.00 |
| 2002 | 70 | 74 | | | 144 | CUT | |
| 2003 | 74 | 72 | | | 146 | CUT | |
| | | | | | | Total | \$311,122.23 |

STOCKTON, DAVID (74.50)

| Year | 1st | 2nd | 3rd | 4th | Total | Finish | Money |
|------|-----|-----|-----|-----|-------|--------|-------|
| 1991 | 76 | 73 | | | 149 | CUT | |
| | | | | | | Total | |

STOLZ, ANDRE (75.00)

| Year | 1st | 2nd | 3rd | 4th | Total | Finish | Money |
|------|-----|-----|-----|-----|-------|--------|-------|
| 2004 | 78 | 72 | | | 150 | CUT | |
| | | | | | | Total | |

STONE, BOB (69.25)

| Year | 1st | 2nd | 3rd | 4th | Total | Finish | Money |
|------|-----|-----|-----|-----|-------|--------|----------|
| 1970 | 70 | 69 | 68 | 70 | 277 | T21 | \$902.85 |
| | | | | | | Total | \$902.85 |

STOPA, STAN (72.00)

| Year | 1st | 2nd | 3rd | 4th | Total | Finish | Money |
|------|-----|-----|-----|-----|-------|--------|-------|
| 1980 | 71 | 73 | | | 144 | CUT | |
| | | | | | | Total | |

STOREY, TOM (70.13)

| Year | 1st | 2nd | 3rd | 4th | Total | Finish | Money |
|------|-----|-----|-----|-----|-------|--------|----------|
| 1978 | 68 | 71 | 70 | 70 | 279 | T53 | \$467.33 |
| 1980 | 69 | 72 | | | 141 | CUT | |
| 1981 | 68 | 73 | | | 141 | CUT | |
| | | | | | | Total | \$467.33 |

STRAFACI, TOM (72.20)

| Year | 1st | 2nd | 3rd | 4th | Total | Finish | Money |
|------|-----|-----|-----|-----|-------|--------|----------|
| 1955 | 71 | 75 | 76 | 73 | 295 | T53 | |
| 1957 | 71 | 72 | 73 | 73 | 289 | T40 | |
| 1958 | 70 | 71 | 72 | 72 | 285 | T44 | |
| 1959 | 71 | 72 | 71 | 72 | 286 | T32 | \$130.00 |
| 1960 | 72 | 73 | 69 | 75 | 289 | T58 | |
| | | | | | | Total | \$130.00 |

INDIVIDUAL RESULTS

STRANAHAN, DICK (71.25)

| Year | 1st | 2nd | 3rd | 4th | Total | Finish | Money |
|------|-----|-----|-----|-----|-------|--------|----------|
| 1960 | 72 | 69 | 72 | 77 | 290 | T61 | |
| 1964 | 69 | 69 | 70 | 72 | 280 | T28 | \$562.50 |
| 1968 | 70 | 72 | 75 | 70 | 287 | T59 | |
| 1969 | 71 | 69 | 73 | 72 | 285 | T62 | 160.00 |
| 1972 | 68 | 72 | 72 | 71 | 283 | T47 | 273.48 |
| | | | | | | Total | \$995.98 |

STRANAHAN, FRANK (70.90)

| Year | 1st | 2nd | 3rd | 4th | Total | Finish | Money |
|------|-----|-----|-----|-----|-------|--------|----------|
| 1953 | 71 | 66 | 65 | 72 | 274 | T7 | |
| 1955 | 71 | 76 | 74 | 69 | 290 | T39 | |
| 1957 | 68 | 71 | 71 | 73 | 283 | T31 | \$25.00 |
| 1959 | 74 | 72 | 70 | 72 | 288 | T42 | |
| 1960 | 72 | 69 | 70 | 72 | 283 | T33 | 103.34 |
| | | | | | | Total | \$128.34 |

STRANGE, CURTIS (67.74)

| Year | 1st | 2nd | 3rd | 4th | Total | Finish | Money |
|------|-----|-----|-----|-----|-------|--------|--------------|
| 1977 | 65 | 66 | 68 | 70 | 269 | T4 | \$9,240.00 |
| 1978 | 71 | 71 | | | 142 | CUT | |
| 1979 | 70 | 66 | 69 | 65 | 270 | T3 | 17,400.00 |
| 1980 | 70 | 66 | 67 | 69 | 272 | T10 | 7,200.00 |
| 1981 | 68 | 66 | 65 | 68 | 267 | T6 | 10,425.00 |
| 1982 | 68 | 66 | 69 | 63 | 266 | T4 | 11,310.00 |
| 1983 | 69 | 62 | 69 | 68 | 268 | 1 | 54,000.00 |
| 1984 | 69 | 72 | 69 | 66 | 276 | T5 | 15,200.00 |
| 1986 | 71 | 69 | 65 | 68 | 273 | T6 | 23,450.00 |
| | | | | | | Total | \$148,225.00 |

STRAUB, AUSTIN (69.50)

| Year | 1st | 2nd | 3rd | 4th | Total | Finish | Money |
|------|-----|-----|-----|-----|-------|--------|------------|
| 1975 | 65 | 71 | 72 | 68 | 276 | T23 | \$1,725.00 |
| 1979 | 70 | 68 | 74 | 68 | 280 | T39 | 1,140.00 |
| | | | | | | Total | \$2,865.00 |

STRAUB, TIM (76.50)

| Year | 1st | 2nd | 3rd | 4th | Total | Finish | Money |
|------|-----|-----|-----|-----|-------|--------|-------|
| 1993 | 80 | 73 | | | 153 | CUT | |
| | | | | | | Total | |

STRAZZA, FRANK (72.50)

| Year | 1st | 2nd | 3rd | 4th | Total | Finish | Money |
|------|-----|-----|-----|-----|-------|--------|-------|
| 1952 | 72 | 72 | 74 | 72 | 290 | T40 | |
| | | | | | | Total | |

STREB, ROBERT (70.17)

| Year | 1st | 2nd | 3rd | 4th | Total | Finish | Money |
|------|-----|-----|-----|-----|-------|--------|-------------|
| 2013 | 67 | 70 | 70 | 73 | 280 | T58 | \$13,542.00 |
| 2014 | 71 | 70 | | | 141 | CUT | |
| | | | | | | Total | \$13,542.00 |

STRECK, RON (70.11)

| Year | 1st | 2nd | 3rd | 4th | Total | Finish | Money |
|------|-----|-----|-----|-----|-------|--------|-------------|
| 1977 | 71 | 70 | 68 | 68 | 277 | T31 | \$1,165.50 |
| 1979 | 70 | 70 | 70 | 67 | 277 | T28 | 2,085.00 |
| 1981 | 72 | 67 | 67 | 70 | 276 | T55 | 666.00 |
| 1983 | 72 | 64 | 70 | 73 | 279 | T43 | 876.60 |
| 1985 | 66 | 74 | 76 | 74 | 290 | T64 | 1,266.00 |
| 1987 | 68 | 72 | 70 | 69 | 279 | T29 | 4,550.00 |
| 1988 | 67 | 73 | 73 | 72 | 285 | T68 | 1,414.00 |
| | | | | | | Total | \$12,023.10 |

STREELMAN, KEVIN (68.50)

| Year | 1st | 2nd | 3rd | 4th | Total | Finish | Money |
|------|-----|-----|-----|-----|-------|--------|----------------|
| 2008 | 73 | 63 | 62 | 70 | 268 | T10 | \$150,000.00 |
| 2009 | 68 | 66 | 68 | 73 | 275 | T51 | 13,965.00 |
| 2010 | 73 | 64 | 68 | 69 | 274 | T42 | 21,000.00 |
| 2011 | 66 | 70 | 63 | 66 | 265 | T6 | 201,000.00 |
| 2012 | 68 | 69 | 67 | 72 | 276 | T47 | 14,584.61 |
| 2013 | 70 | 78 | | | 148 | CUT | |
| 2014 | 69 | 68 | 64 | 64 | 265 | 1 | 1,116,000.00 |
| 2015 | 69 | 70 | | | 139 | CUT | |
| 2016 | 71 | 74 | | | 145 | CUT | |
| | | | | | | Total | \$1,516,549.61 |

STRICKER, STEVE (69.86)

| Year | 1st | 2nd | 3rd | 4th | Total | Finish | Money |
|------|-----|-----|-----|-----|-------|--------|-------------|
| 1994 | 70 | 67 | 67 | 67 | 271 | T3 | \$57,600.00 |
| 1995 | 69 | 71 | 70 | 71 | 281 | T57 | 2,700.00 |
| 1996 | 73 | 69 | 76 | 64 | 282 | T30 | 8,914.29 |
| 2004 | 73 | 71 | | | 144 | CUT | |
| | | | | | | Total | \$69,214.29 |

STRICKLER, WILL (71.50)

| Year | 1st | 2nd | 3rd | 4th | Total | Finish | Money |
|------|-----|-----|-----|-----|-------|--------|-------|
| 1984 | 73 | 70 | | | 153 | CUT | |
| | | | | | | Total | |

STROBLE, BOBBY (76.50)

| Year | 1st | 2nd | 3rd | 4th | Total | Finish | Money |
|------|-----|-----|-----|-----|-------|--------|-------|
| 1984 | 76 | 77 | | | 153 | CUT | |
| | | | | | | Total | |

INDIVIDUAL RESULTS

STROUD, CHRIS (66.35)

| Year | 1st | 2nd | 3rd | 4th | Total | Finish | Money |
|------|-----|-----|-----|-----|-------|--------|----------------|
| 2007 | 76 | | | | 76 | W/D | |
| 2008 | 67 | 69 | 75 | 72 | 283 | 70 | \$12,120.00 |
| 2009 | 71 | 65 | 68 | 67 | 271 | T26 | 41,700.00 |
| 2010 | 69 | 66 | 68 | 71 | 274 | T42 | 21,000.00 |
| 2011 | 66 | 69 | 67 | 66 | 268 | T17 | 78,514.29 |
| 2012 | 71 | 68 | 69 | 67 | 275 | T37 | 24,000.00 |
| 2013 | 66 | 69 | 66 | 67 | 268 | 2 | 658,800.00 |
| 2014 | 67 | 67 | 68 | 69 | 271 | T18 | 78,120.00 |
| 2015 | 65 | 67 | 68 | 70 | 270 | T10 | 147,200.00 |
| 2016 | 70 | 69 | 66 | 70 | 275 | T38 | 25,740.00 |
| | | | | | | Total | \$1,087,194.29 |

STUARD, BRIAN (69.56)

| Year | 1st | 2nd | 3rd | 4th | Total | Finish | Money |
|------|-----|-----|-----|-----|-------|--------|-------------|
| 2010 | 67 | 69 | 70 | 69 | 275 | T47 | \$16,140.00 |
| 2013 | 70 | 75 | | | 145 | CUT | |
| 2014 | 74 | 69 | | | 143 | CUT | |
| 2015 | 64 | 67 | 71 | 71 | 273 | T25 | 41,234.29 |
| 2016 | 70 | 65 | 69 | 71 | 275 | T38 | 25,740.00 |
| | | | | | | Total | \$83,114.00 |

SUCHER, ZACH (71.00)

| Year | 1st | 2nd | 3rd | 4th | Total | Finish | Money |
|------|-----|-----|-----|-----|-------|--------|-------|
| 2015 | 70 | 72 | | | 142 | CUT | |
| | | | | | | Total | |

SULLIVAN, BUD (70.67)

| Year | 1st | 2nd | 3rd | 4th | Total | Finish | Money |
|------|-----|-----|-----|-----|-------|--------|----------|
| 1960 | 73 | 70 | 70 | 73 | 286 | T45 | |
| 1961 | 71 | 70 | 70 | 70 | 281 | T30 | \$106.25 |
| 1964 | 67 | 69 | 73 | 72 | 281 | T32 | 375.00 |
| | | | | | | Total | \$481.25 |

SULLIVAN, CHIP (69.75)

| Year | 1st | 2nd | 3rd | 4th | Total | Finish | Money |
|------|-----|-----|-----|-----|-------|--------|------------|
| 1997 | 71 | 72 | 67 | 69 | 279 | T40 | \$4,790.77 |
| | | | | | | Total | \$4,790.77 |

SULLIVAN, MIKE (70.93)

| Year | 1st | 2nd | 3rd | 4th | Total | Finish | Money |
|------|-----|-----|-----|-----|-------|--------|-------------|
| 1979 | 73 | 68 | 74 | 69 | 284 | T62 | \$645.00 |
| 1985 | 76 | 72 | | | 148 | CUT | |
| 1986 | 74 | 69 | | | 143 | CUT | |
| 1987 | 68 | 72 | 73 | 68 | 281 | T38 | 3,010.00 |
| 1988 | 73 | 68 | | | 141 | CUT | |
| 1991 | 67 | 68 | 69 | 73 | 277 | T24 | 8,300.00 |
| 1992 | 70 | 73 | | | 143 | CUT | |
| 1994 | 69 | 68 | 74 | 71 | 282 | T47 | 3,228.00 |
| 1996 | 67 | 71 | 72 | 75 | 285 | T49 | 3,634.28 |
| 1998 | 72 | 72 | | | 144 | CUT | |
| | | | | | | Total | \$18,817.28 |

SULLIVAN, TOM (72.75)

| Year | 1st | 2nd | 3rd | 4th | Total | Finish | Money |
|------|-----|-----|-----|-----|-------|--------|------------|
| 1995 | 69 | 71 | 74 | 77 | 291 | 77 | \$2,208.00 |
| | | | | | | Total | \$2,208.00 |

SUMMERHAYS, DANIEL (70.29)

| Year | 1st | 2nd | 3rd | 4th | Total | Finish | Money |
|------|-----|-----|-----|-----|-------|--------|--------------|
| 2011 | 69 | 67 | 75 | 74 | 285 | 74 | \$11,640.00 |
| 2012 | 71 | 72 | | | 143 | CUT | |
| 2013 | 71 | 70 | | | 141 | CUT | |
| 2015 | 71 | 73 | | | 144 | CUT | |
| 2016 | 68 | 69 | 65 | 69 | 271 | T11 | 135,300.00 |
| | | | | | | Total | \$146,940.00 |

SUTHERLAND, DAVID (71.75)

| Year | 1st | 2nd | 3rd | 4th | Total | Finish | Money |
|------|-----|-----|-----|-----|-------|--------|-------|
| 1991 | 75 | 67 | | | 142 | CUT | |
| 1997 | 75 | 75 | | | 150 | CUT | |
| 1998 | 73 | 70 | | | 143 | CUT | |
| 1999 | 67 | 75 | | | 142 | CUT | |
| 2000 | 68 | 74 | | | 142 | CUT | |
| 2004 | 71 | 71 | | | 142 | CUT | |
| | | | | | | Total | |

INDIVIDUAL RESULTS

SUTHERLAND, KEVIN (68.53)

| Year | 1st | 2nd | 3rd | 4th | Total | Finish | Money |
|------|-----|-----|-----|-----|-------|--------|--------------|
| 1996 | 67 | 65 | 72 | 74 | 278 | T9 | \$40,500.00 |
| 1997 | 67 | 73 | 68 | 66 | 274 | T13 | 28,125.00 |
| 1998 | 66 | 67 | 69 | 72 | 274 | T25 | 15,266.66 |
| 1999 | 63 | 71 | 71 | 66 | 271 | T17 | 37,500.00 |
| 2000 | 68 | 70 | 66 | 65 | 269 | T9 | 75,600.00 |
| 2001 | 68 | 67 | 68 | 68 | 271 | T17 | 43,400.00 |
| 2002 | 69 | 73 | | | 142 | CUT | |
| 2003 | 68 | 68 | 68 | 69 | 273 | T11 | 79,428.57 |
| 2004 | 70 | 70 | 67 | 66 | 273 | T9 | 109,200.00 |
| 2005 | 65 | 67 | 72 | 69 | 273 | T16 | 66,650.00 |
| 2006 | 70 | 72 | | | 142 | CUT | |
| 2007 | 68 | 71 | 73 | 65 | 277 | T29 | 39,900.00 |
| 2008 | 67 | 65 | 72 | 67 | 271 | T27 | 40,800.00 |
| 2009 | 69 | 68 | 73 | | 210 | T73 | 11,460.00 |
| 2010 | 65 | 65 | 71 | 69 | 270 | T13 | 99,750.00 |
| 2013 | 69 | 70 | 68 | 68 | 275 | T18 | 76,860.00 |
| | | | | | | Total | \$763,540.23 |

SUTTER, TOM (75.00)

| Year | 1st | 2nd | 3rd | 4th | Total | Finish | Money |
|------|-----|-----|-----|-----|-------|--------|-------|
| 1995 | 80 | 75 | | | 155 | CUT | |
| 1997 | 79 | 71 | | | 150 | CUT | |
| 1998 | 71 | 74 | | | 145 | CUT | |
| | | | | | | Total | |

SUTTERFIELD, BRAD (73.00)

| Year | 1st | 2nd | 3rd | 4th | Total | Finish | Money |
|------|-----|-----|-----|-----|-------|--------|-------|
| 1997 | 73 | 73 | | | 146 | CUT | |
| | | | | | | Total | |

SUTTON, ALEX (70.75)

| Year | 1st | 2nd | 3rd | 4th | Total | Finish | Money |
|------|-----|-----|-----|-----|-------|--------|----------|
| 1959 | 71 | 67 | 74 | 71 | 283 | T18 | \$450.00 |
| | | | | | | Total | \$450.00 |

SUTTON, HAL (69.20)

| Year | 1st | 2nd | 3rd | 4th | Total | Finish | Money |
|------|-----|-----|-----|-----|-------|--------|--------------|
| 1983 | 70 | 69 | 68 | 68 | 275 | T17 | \$4,060.00 |
| 1989 | 67 | 71 | 68 | 66 | 272 | T7 | 29,100.00 |
| 1990 | 69 | 69 | 70 | 65 | 273 | T21 | 10,000.00 |
| 1991 | 70 | 70 | 70 | 68 | 278 | T29 | 5,955.56 |
| 1992 | 69 | 69 | 73 | 78 | 289 | T71 | 1,970.00 |
| 2000 | 67 | 65 | 72 | 73 | 277 | T53 | 6,451.20 |
| 2001 | 67 | 67 | 69 | 67 | 270 | T14 | 55,800.00 |
| 2004 | 71 | 71 | | | 142 | CUT | |
| | | | | | | Total | \$113,336.76 |

SVOBODA, ANDREW (71.38)

| Year | 1st | 2nd | 3rd | 4th | Total | Finish | Money |
|------|-----|-----|-----|-----|-------|--------|-------------|
| 2013 | 74 | 71 | | | 145 | CUT | |
| 2014 | 62 | 71 | 77 | 66 | 281 | T71 | \$12,214.00 |
| 2015 | 72 | 73 | | | 145 | CUT | |
| | | | | | | Total | \$12,214.00 |

SWAFFORD, HUDSON (68.70)

| Year | 1st | 2nd | 3rd | 4th | Total | Finish | Money |
|------|-----|-----|-----|-----|-------|--------|-------------|
| 2014 | 66 | 71 | 66 | 69 | 272 | T24 | \$57,040.00 |
| 2015 | 68 | 72 | | | 140 | CUT | |
| 2016 | 67 | 71 | 68 | 69 | 275 | T38 | 25,740.00 |
| | | | | | | Total | \$82,780.00 |

SWARTZ, MIKE (76.00)

| Year | 1st | 2nd | 3rd | 4th | Total | Finish | Money |
|------|-----|-----|-----|-----|-------|--------|-------|
| 1996 | 76 | 76 | | | 152 | CUT | |
| | | | | | | Total | |

TAMBELLINI, ROGER (72.33)

| Year | 1st | 2nd | 3rd | 4th | Total | Finish | Money |
|------|-----|-----|-----|-----|-------|--------|-------|
| 2004 | 75 | 72 | | | 147 | CUT | |
| 2006 | 73 | 72 | | | 145 | CUT | |
| 2010 | 70 | 72 | | | 142 | CUT | |
| | | | | | | Total | |

TANAKA, HIDEMICHI (69.28)

| Year | 1st | 2nd | 3rd | 4th | Total | Finish | Money |
|------|-----|-----|-----|-----|-------|--------|--------------|
| 2002 | 64 | 70 | 68 | 71 | 273 | T13 | \$72,800.00 |
| 2003 | 72 | 67 | 73 | 70 | 282 | T58 | 8,800.00 |
| 2004 | 68 | 69 | 67 | 70 | 274 | T13 | 69,825.00 |
| 2005 | 66 | 70 | 74 | 65 | 275 | T25 | 32,823.34 |
| 2006 | 69 | 74 | | | 143 | CUT | |
| | | | | | | Total | \$184,248.34 |

TANIHARA, HIDETO (73.50)

| Year | 1st | 2nd | 3rd | 4th | Total | Finish | Money |
|------|-----|-----|-----|-----|-------|--------|-------|
| 2005 | 73 | 74 | | | 147 | CUT | |
| | | | | | | Total | |

TAPIE, ALAN (69.38)

| Year | 1st | 2nd | 3rd | 4th | Total | Finish | Money |
|------|-----|-----|-----|-----|-------|--------|------------|
| 1976 | 72 | 70 | 66 | 68 | 276 | T18 | \$2,730.00 |
| 1977 | 70 | 66 | 70 | 68 | 274 | T17 | 2,730.00 |
| 1978 | 69 | 69 | 74 | 72 | 284 | T73 | |
| 1979 | 67 | 72 | 69 | 68 | 276 | T20 | 3,026.25 |
| | | | | | | Total | \$8,486.25 |

INDIVIDUAL RESULTS

TARNOW, PAUL (74.33)

| Year | 1st | 2nd | 3rd | 4th | Total | Finish W/D | Money |
|------|-----|-----|-----|-----|-------|---------------|-------|
| 1953 | 71 | 75 | 77 | | 223 | Total | |

TATAURANGI, PHIL (71.33)

| Year | 1st | 2nd | 3rd | 4th | Total | Finish | Money |
|------|-----|-----|-----|-----|-------|--------|-------------|
| 1994 | 73 | 73 | | | 146 | CUT | |
| 1997 | 69 | 69 | 68 | 67 | 273 | T9 | \$39,000.00 |
| 1998 | 70 | 70 | | | 140 | CUT | |
| 1999 | 72 | 74 | | | 146 | CUT | |
| 2004 | 81 | 70 | | | 151 | CUT | |
| | | | | | | Total | \$39,000.00 |

TAYLOR, HARRY (70.90)

| Year | 1st | 2nd | 3rd | 4th | Total | Finish | Money |
|------|-----|-----|-----|-----|-------|--------|-------------|
| 1980 | 73 | 71 | | | 144 | CUT | |
| 1987 | 68 | 67 | 73 | 75 | 283 | T50 | \$1,653.75 |
| 1988 | 68 | 72 | 69 | 69 | 278 | T36 | 3,013.78 |
| 1990 | 71 | 72 | | | 143 | CUT | |
| 1993 | 71 | 73 | 68 | 71 | 283 | T38 | 3,800.00 |
| 1995 | 70 | 71 | 71 | 75 | 287 | 76 | 2,256.00 |
| | | | | | | Total | \$10,723.53 |

TAYLOR, NICK (70.50)

| Year | 1st | 2nd | 3rd | 4th | Total | Finish | Money |
|------|-----|-----|-----|-----|-------|--------|-------------|
| 2010 | 71 | 68 | | | 139 | CUT | |
| 2015 | 75 | 71 | | | 146 | CUT | |
| 2016 | 68 | 71 | 68 | 72 | 279 | T64 | \$13,794.00 |
| | | | | | | Total | \$13,794.00 |

TAYLOR, VAUGHN (69.23)

| Year | 1st | 2nd | 3rd | 4th | Total | Finish | Money |
|------|-----|-----|-----|-----|-------|--------|--------------|
| 2004 | 71 | 69 | 70 | 70 | 280 | T54 | \$9,618.00 |
| 2005 | 65 | 70 | 71 | 66 | 272 | T12 | 87,075.00 |
| 2006 | 69 | 70 | 72 | 70 | 281 | T53 | 10,090.67 |
| 2007 | 72 | 72 | | | 144 | CUT | |
| 2008 | 67 | 68 | 78 | 69 | 282 | 69 | 12,240.00 |
| 2009 | 69 | 68 | 72 | 73 | 282 | 72 | 11,760.00 |
| 2010 | 67 | 65 | 67 | 70 | 269 | T9 | 156,000.00 |
| 2011 | 65 | 66 | 69 | 70 | 270 | T33 | 33,960.00 |
| 2012 | 70 | 70 | 65 | 65 | 270 | T11 | 132,000.00 |
| 2013 | 69 | 73 | | | 142 | CUT | |
| 2014 | 67 | 71 | 71 | 70 | 279 | T61 | 13,206.00 |
| 2016 | 64 | 71 | 70 | 70 | 275 | T38 | 25,740.00 |
| | | | | | | Total | \$491,689.67 |

TEATER, JOSH (70.00)

| Year | 1st | 2nd | 3rd | 4th | Total | Finish | Money |
|------|-----|-----|-----|-----|-------|--------|-------|
| 2011 | 71 | 69 | | | 140 | CUT | |
| | | | | | | Total | |

TEDESCO, LARRY (75.50)

| Year | 1st | 2nd | 3rd | 4th | Total | Finish | Money |
|------|-----|-----|-----|-----|-------|--------|-------|
| 1997 | 79 | 72 | | | 151 | CUT | |
| | | | | | | Total | |

TEN BROECK, LANCE (70.81)

| Year | 1st | 2nd | 3rd | 4th | Total | Finish | Money |
|------|-----|-----|-----|-----|-------|--------|-------------|
| 1980 | 68 | 71 | 73 | 72 | 284 | 66 | \$624.00 |
| 1982 | 72 | 68 | | | 140 | CUT | |
| 1983 | 70 | 71 | | | 141 | CUT | |
| 1984 | 67 | 70 | 72 | 69 | 278 | T9 | 11,200.00 |
| 1985 | 75 | 72 | | | 147 | CUT | |
| 1988 | 75 | 67 | | | 142 | CUT | |
| 1989 | 70 | 70 | 72 | 72 | 284 | T70 | 1,980.00 |
| 1990 | 68 | 68 | 79 | 69 | 284 | T72 | 1,940.00 |
| 1991 | 69 | 69 | 71 | 71 | 280 | T42 | 3,072.00 |
| 1992 | 71 | 71 | 77 | 70 | 289 | T71 | 1,970.00 |
| 1993 | 69 | 68 | 74 | 69 | 280 | T20 | 10,833.33 |
| | | | | | | Total | \$31,619.33 |

TENNYSON, BRIAN (68.93)

| Year | 1st | 2nd | 3rd | 4th | Total | Finish | Money |
|------|-----|-----|-----|-----|-------|--------|-------------|
| 1988 | 69 | 71 | 69 | 69 | 278 | T36 | \$3,013.78 |
| 1989 | 66 | 71 | 66 | 71 | 274 | T14 | 18,000.00 |
| 1990 | 69 | 69 | 65 | 67 | 270 | T6 | 32,375.00 |
| 1991 | 70 | 73 | | | 143 | CUT | |
| | | | | | | Total | \$53,388.78 |

TERAVAINEN, PETER (71.00)

| Year | 1st | 2nd | 3rd | 4th | Total | Finish | Money |
|------|-----|-----|-----|-----|-------|--------|-------|
| 1980 | 71 | 71 | | | 142 | CUT | |
| | | | | | | Total | |

TERESKIEWICZ, JOE (73.25)

| Year | 1st | 2nd | 3rd | 4th | Total | Finish | Money |
|------|-----|-----|-----|-----|-------|--------|-------|
| 1952 | 70 | 75 | 75 | 73 | 293 | T45 | |
| | | | | | | Total | |

TERRY, RON (70.50)

| Year | 1st | 2nd | 3rd | 4th | Total | Finish | Money |
|------|-----|-----|-----|-----|-------|--------|-------|
| 1980 | 68 | 73 | | | 141 | CUT | |
| | | | | | | Total | |

INDIVIDUAL RESULTS

TESORI, PAUL (86.00)

| Year | 1st | 2nd | 3rd | 4th | Total | Finish W/D | Money |
|------|-----|-----|-----|-----|-------|---------------|-------|
| 1997 | 86 | | | | 86 | Total | |

TEWELL, DOUG (70.22)

| Year | 1st | 2nd | 3rd | 4th | Total | Finish | Money |
|------|-----|-----|-----|-----|-------|--------|--------------|
| 1975 | 68 | 76 | | | 144 | CUT | |
| 1978 | 72 | 68 | 75 | 74 | 289 | T7 | |
| 1979 | 77 | 69 | | | 146 | CUT | |
| 1985 | 73 | | | | 73 | W/D | |
| 1987 | 68 | 68 | 68 | 69 | 273 | T6 | \$24,325.00 |
| 1988 | 68 | 71 | 69 | 70 | 278 | T36 | 3,013.78 |
| 1989 | 69 | 66 | 68 | 72 | 275 | T17 | 12,222.22 |
| 1991 | 72 | 75 | | | 147 | CUT | |
| 1993 | 71 | 70 | 71 | 71 | 283 | T38 | 3,800.00 |
| 1994 | 67 | 68 | 70 | 71 | 276 | T15 | 19,200.00 |
| 1995 | 73 | 74 | | | 147 | CUT | |
| 1998 | 66 | 66 | 68 | 67 | 267 | T4 | 82,666.66 |
| | | | | | | Total | \$145,227.66 |

THATCHER, ROLAND (69.67)

| Year | 1st | 2nd | 3rd | 4th | Total | Finish | Money |
|------|-----|-----|-----|-----|-------|--------|--------------|
| 2004 | 70 | 69 | 75 | 70 | 284 | T71 | \$8,232.00 |
| 2009 | 70 | 72 | | | 142 | CUT | |
| 2010 | 71 | 71 | | | 142 | CUT | |
| 2012 | 66 | 67 | 65 | 70 | 268 | T4 | 236,250.00 |
| | | | | | | Total | \$244,482.00 |

THOMAS, CRAIG (72.50)

| Year | 1st | 2nd | 3rd | 4th | Total | Finish | Money |
|------|-----|-----|-----|-----|-------|--------|-------|
| 1991 | 73 | 72 | | | 145 | CUT | |
| | | | | | | Total | |

THOMAS, STEVE (68.75)

| Year | 1st | 2nd | 3rd | 4th | Total | Finish | Money |
|------|-----|-----|-----|-----|-------|--------|------------|
| 1988 | 69 | 69 | 68 | 69 | 275 | T19 | \$7,365.55 |
| | | | | | | Total | \$7,365.55 |

THOMAS, JUSTIN (68.40)

| Year | 1st | 2nd | 3rd | 4th | Total | Finish | Money |
|---------|-----|-----|-----|-----|-------|--------|--------------|
| 2013(a) | 72 | 66 | 66 | 73 | 277 | T30 | |
| 2015 | 69 | 70 | | | 139 | CUT | |
| 2016 | 68 | 69 | 69 | 62 | 268 | T3 | \$382,800.00 |
| | | | | | | Total | \$382,800.00 |

THOMPSON, ALVIE (70.75)

| Year | 1st | 2nd | 3rd | 4th | Total | Finish | Money |
|------|-----|-----|-----|-----|-------|--------|----------|
| 1968 | 70 | 67 | 71 | 75 | 283 | T39 | \$471.66 |
| | | | | | | Total | \$471.66 |

THOMPSON, BARNEY (69.33)

| Year | 1st | 2nd | 3rd | 4th | Total | Finish | Money |
|------|-----|-----|-----|-----|-------|--------|------------|
| 1975 | 70 | 69 | 69 | 70 | 278 | T30 | \$1,270.00 |
| 1977 | 70 | 65 | 70 | 70 | 275 | T22 | 1,974.00 |
| 1978 | 71 | 68 | 68 | 72 | 279 | T53 | 467.33 |
| | | | | | | Total | \$3,711.33 |

THOMPSON, DICKY (72.38)

| Year | 1st | 2nd | 3rd | 4th | Total | Finish | Money |
|------|-----|-----|-----|-----|-------|--------|------------|
| 1991 | 73 | 68 | 65 | 72 | 278 | T29 | \$5,955.55 |
| 1992 | 77 | 82 | | | 159 | W/D | |
| 1995 | 71 | 71 | | | 142 | CUT | |
| | | | | | | Total | \$5,955.55 |

THOMPSON, JIMMY (73.25)

| Year | 1st | 2nd | 3rd | 4th | Total | Finish | Money |
|------|-----|-----|-----|-----|-------|--------|-------|
| 1952 | 73 | 74 | 71 | 75 | 293 | T45 | |
| | | | | | | Total | |

THOMPSON, KYLE (70.75)

| Year | 1st | 2nd | 3rd | 4th | Total | Finish | Money |
|------|-----|-----|-----|-----|-------|--------|-------|
| 2008 | 72 | 67 | | | 139 | CUT | |
| 2012 | 76 | 88 | | | 144 | CUT | |
| | | | | | | Total | |

THOMPSON, LEONARD (70.37)

| Year | 1st | 2nd | 3rd | 4th | Total | Finish | Money |
|------|-----|-----|-----|-----|-------|--------|-------------|
| 1975 | 73 | 69 | 69 | 69 | 280 | T41 | \$760.00 |
| 1976 | 71 | 70 | 66 | 72 | 279 | T26 | 1,491.00 |
| 1977 | 71 | 68 | 68 | 71 | 278 | T39 | 840.00 |
| 1978 | 67 | 70 | 68 | 69 | 274 | T22 | 1,715.00 |
| 1979 | 69 | 69 | 71 | 69 | 278 | T32 | 1,775.00 |
| 1980 | 68 | 68 | 69 | 67 | 272 | T10 | 7,200.00 |
| 1982 | 68 | 72 | | | 140 | CUT | |
| 1984 | 75 | | | | 75 | W/D | |
| 1986 | 69 | 73 | 69 | 69 | 280 | T43 | 2,045.40 |
| 1987 | 75 | 67 | 72 | 72 | 286 | T65 | 1,435.00 |
| 1988 | 71 | 71 | | | 142 | CUT | |
| 1989 | 68 | 70 | 69 | 72 | 279 | T47 | 2,568.57 |
| 1990 | 70 | 73 | | | 143 | CUT | |
| 1992 | 70 | 73 | | | 143 | CUT | |
| 1993 | 76 | 71 | | | 147 | CUT | |
| 1996 | 73 | 79 | | | 152 | CUT | |
| | | | | | | Total | \$19,829.97 |

INDIVIDUAL RESULTS

THOMPSON, MICHAEL H. (70.00)

| Year | 1st | 2nd | 3rd | 4th | Total | Finish | Money |
|----------|-----|-----|-----|-----|-------|--------|--------------|
| 2008 (a) | 65 | 67 | 72 | 73 | 277 | T59 | |
| 2011 | 67 | 65 | 68 | 62 | 262 | 4 | \$288,000.00 |
| 2012 | 78 | 72 | | | 150 | CUT | |
| 2013 | 73 | 72 | | | 145 | CUT | |
| 2014 | 73 | 70 | | | 143 | CUT | |
| 2015 | 71 | 69 | | | 140 | CUT | |
| 2016 | 75 | 68 | | | 143 | CUT | |
| | | | | | | Total | \$288,000.00 |

THOMPSON, NICHOLAS (69.10)

| Year | 1st | 2nd | 3rd | 4th | Total | Finish | Money |
|------|-----|-----|-----|-----|-------|--------|--------------|
| 2006 | 74 | 67 | | | 141 | CUT | |
| 2008 | 67 | 69 | 68 | 68 | 272 | T34 | \$32,400.00 |
| 2009 | 66 | 72 | | | 138 | CUT | |
| 2010 | 68 | 70 | 66 | 66 | 270 | T13 | \$99,750.00 |
| 2013 | 71 | 66 | 66 | 73 | 276 | T24 | 49,410.00 |
| 2014 | 73 | 73 | | | 146 | CUT | |
| 2015 | 66 | 67 | 70 | 68 | 271 | T15 | 102,400.00 |
| | | | | | | Total | \$283,960.00 |

THOMPSON, ROBERT (70.79)

| Year | 1st | 2nd | 3rd | 4th | Total | Finish | Money |
|------|-----|-----|-----|-----|-------|--------|------------|
| 1982 | 70 | 67 | 70 | 70 | 277 | T60 | \$657.00 |
| 1987 | 71 | 71 | 69 | 72 | 283 | T50 | 1,653.75 |
| 1988 | 75 | 70 | | | 145 | CUT | |
| 1989 | 73 | 70 | | | 143 | CUT | |
| 1991 | 74 | 69 | | | 143 | CUT | |
| | | | | | | Total | \$2,310.75 |

THOMPSON, ROCKY (69.82)

| Year | 1st | 2nd | 3rd | 4th | Total | Finish | Money |
|------|-----|-----|-----|-----|-------|--------|------------|
| 1965 | 71 | 72 | 67 | 68 | 278 | T13 | \$1,600.00 |
| 1966 | 71 | 71 | 72 | 67 | 281 | T51 | 33.34 |
| 1967 | 71 | 69 | 70 | 70 | 280 | T28 | 737.50 |
| 1968 | 68 | 69 | 69 | 71 | 277 | T11 | 2,200.00 |
| 1970 | 69 | 70 | 69 | 68 | 276 | T13 | 1,550.00 |
| 1982 | 74 | 70 | | | 144 | CUT | |
| | | | | | | Total | \$6,120.84 |

THOMSEN, JEFF (70.25)

| Year | 1st | 2nd | 3rd | 4th | Total | Finish | Money |
|------|-----|-----|-----|-----|-------|--------|-------|
| 1980 | 68 | 73 | | | 141 | CUT | |
| 1982 | 71 | 69 | | | 140 | CUT | |
| | | | | | | Total | |

THOMSON, PETER (69.25)

| Year | 1st | 2nd | 3rd | 4th | Total | Finish | Money |
|------|-----|-----|-----|-----|-------|--------|----------|
| 1966 | 67 | 75 | 66 | 69 | 277 | T26 | \$800.00 |
| | | | | | | Total | \$800.00 |

THORE, DAVID (70.85)

| Year | 1st | 2nd | 3rd | 4th | Total | Finish | Money |
|------|-----|-----|-----|-----|-------|--------|------------|
| 1977 | 72 | 68 | 70 | 72 | 282 | T64 | \$351.83 |
| 1979 | 70 | 71 | 70 | 69 | 280 | T39 | 1,140.00 |
| 1980 | 69 | 69 | 72 | 69 | 279 | T46 | 790.50 |
| 1981 | 70 | 68 | 72 | 71 | 281 | T80 | 522.00 |
| 1982 | 74 | 66 | | | 140 | CUT | |
| 1985 | 80 | 75 | | | 155 | CUT | |
| | | | | | | Total | \$2,804.33 |

THORNTON, BILL (72.17)

| Year | 1st | 2nd | 3rd | 4th | Total | Finish | Money |
|------|-----|-----|-----|-----|-------|--------|-------|
| 1953 | 72 | 71 | 71 | 71 | 285 | T37 | |
| 1956 | 73 | 74 | 72 | 76 | 295 | T71 | |
| 1957 | 74 | 74 | 72 | 66 | 286 | T37 | |
| | | | | | | Total | |

THORPE, CHUCK (69.88)

| Year | 1st | 2nd | 3rd | 4th | Total | Finish | Money |
|------|-----|-----|-----|-----|-------|--------|------------|
| 1972 | 67 | 73 | 71 | 74 | 285 | T60 | \$217.39 |
| 1973 | 70 | 70 | 66 | 68 | 274 | T36 | 983.33 |
| | | | | | | Total | \$1,200.72 |

THORPE, JIM (70.34)

| Year | 1st | 2nd | 3rd | 4th | Total | Finish | Money |
|------|-----|-----|-----|-----|-------|--------|-------------|
| 1980 | 65 | 72 | 67 | 68 | 272 | T10 | \$7,200.00 |
| 1981 | 67 | 67 | 71 | 65 | 270 | T15 | 4,357.50 |
| 1982 | 70 | 73 | | | 143 | CUT | |
| 1983 | 71 | 68 | 68 | 71 | 278 | T39 | 1,260.00 |
| 1985 | 69 | 69 | 69 | 73 | 280 | 44 | 2,100.00 |
| 1986 | 69 | 69 | 71 | 76 | 285 | T68 | 1,414.00 |
| 1987 | 65 | 70 | 73 | 70 | 278 | T24 | 5,810.00 |
| 1989 | 74 | 70 | | | 144 | CUT | |
| 1991 | 72 | 69 | 77 | 67 | 285 | T68 | 2,030.00 |
| 1992 | 70 | 73 | | | 143 | CUT | |
| 1993 | 75 | 73 | | | 148 | CUT | |
| 1996 | 73 | 74 | | | 147 | CUT | |
| | | | | | | Total | \$24,171.50 |

TIDLAND, CHRIS (71.17)

| Year | 1st | 2nd | 3rd | 4th | Total | Finish | Money |
|------|-----|-----|-----|-----|-------|--------|------------|
| 2001 | 70 | 70 | 69 | 69 | 278 | T55 | \$6,975.00 |
| 2007 | 74 | 75 | | | 149 | CUT | |
| | | | | | | Total | \$6,975.00 |

INDIVIDUAL RESULTS

TIZIANI, MARIO (70.25)

| Year | 1st | 2nd | 3rd | 4th | Total | Finish | Money |
|------|-----|-----|-----|-----|-------|--------|------------|
| 2005 | 67 | 71 | 71 | 72 | 281 | T61 | \$9,331.00 |
| | | | | | | Total | \$9,331.00 |

TODD, BRENDON (69.60)

| Year | 1st | 2nd | 3rd | 4th | Total | Finish | Money |
|------|-----|-----|-----|-----|-------|--------|--------------|
| 2009 | 73 | 70 | | | 143 | CUT | |
| 2012 | 69 | 72 | | | 141 | CUT | |
| 2015 | 67 | 70 | 67 | 67 | 271 | T15 | 102,400.00 |
| 2016 | 72 | 69 | | | 141 | CUT | |
| | | | | | | Total | \$102,400.00 |

TODD, RICK (74.50)

| Year | 1st | 2nd | 3rd | 4th | Total | Finish | Money |
|------|-----|-----|-----|-----|-------|--------|-------|
| 1990 | 78 | 71 | | | 149 | CUT | |
| | | | | | | Total | |

TOEPEL, JOHN (69.75)

| Year | 1st | 2nd | 3rd | 4th | Total | Finish | Money |
|------|-----|-----|-----|-----|-------|--------|----------|
| 1972 | 70 | 70 | 71 | 68 | 279 | T26 | \$906.50 |
| | | | | | | Total | \$906.50 |

TOLEDO, ESTEBAN (70.46)

| Year | 1st | 2nd | 3rd | 4th | Total | Finish | Money |
|------|-----|-----|-----|-----|-------|--------|-------------|
| 1994 | 69 | 70 | 76 | 73 | 288 | T66 | \$2,484.00 |
| 1998 | 69 | 68 | 71 | 71 | 279 | T63 | 4,300.00 |
| 1999 | 72 | 73 | | | 145 | CUT | |
| 2000 | 70 | 69 | 71 | 69 | 279 | T66 | 5,656.00 |
| 2001 | 66 | 74 | 71 | 66 | 277 | T50 | 7,477.20 |
| 2002 | 74 | 64 | 72 | 70 | 280 | T54 | 9,000.00 |
| 2003 | 70 | 73 | | | 143 | CUT | |
| 2004 | 69 | 66 | 74 | 73 | 282 | T61 | 8,946.00 |
| | | | | | | Total | \$37,863.20 |

TOLLES, TOMMY (73.63)

| Year | 1st | 2nd | 3rd | 4th | Total | Finish | Money |
|------|-----|-----|-----|-----|-------|--------|-------|
| 1995 | 72 | 72 | | | 144 | CUT | |
| 1999 | 75 | 76 | | | 151 | CUT | |
| 2001 | 72 | 74 | | | 146 | CUT | |
| 2004 | 71 | 77 | | | 148 | CUT | |
| | | | | | | Total | |

TOMASULO, PETER (72.00)

| Year | 1st | 2nd | 3rd | 4th | Total | Finish | Money |
|------|-----|-----|-----|-----|-------|--------|--------|
| 2009 | 71 | 73 | | | 144 | CUT | |
| | | | | | | Total | \$0.00 |

TOMS, DAVID (70.39)

| Year | 1st | 2nd | 3rd | 4th | Total | Finish | Money |
|------|-----|-----|-----|-----|-------|--------|--------------|
| 1992 | 69 | 72 | 75 | 66 | 282 | T26 | \$6,665.00 |
| 1993 | 76 | 79 | | | 155 | CUT | |
| 1994 | 66 | 68 | 74 | 76 | 284 | T55 | 2,700.00 |
| 1996 | 71 | 74 | | | 145 | CUT | |
| 1998 | 72 | 66 | 70 | 65 | 273 | T20 | 22,480.00 |
| 1999 | 69 | 72 | | | 141 | CUT | |
| 2007 | 67 | 65 | 69 | 71 | 272 | T6 | 201,000.00 |
| 2008 | 67 | 69 | 64 | 71 | 217 | T27 | 40,800.00 |
| 2009 | 65 | 65 | 66 | 65 | 261 | T2 | 528,000.00 |
| 2010 | 66 | 68 | 71 | 69 | 274 | T42 | 21,000.00 |
| 2011 | 69 | 66 | 69 | 64 | 268 | T17 | 78,514.29 |
| 2015 | 69 | 67 | 66 | 70 | 272 | T20 | 71,936.00 |
| 2016 | 67 | 71 | 70 | 75 | 283 | T3 | 12,804.00 |
| | | | | | | Total | \$985,899.29 |

TORTORICI, VICTOR (73.00)

| Year | 1st | 2nd | 3rd | 4th | Total | Finish | Money |
|------|-----|-----|-----|-----|-------|--------|-------|
| 1980 | 74 | 74 | | | 148 | CUT | |
| 1982 | 72 | 72 | | | 144 | CUT | |
| | | | | | | Total | |

TORZA, FELICE (71.25)

| Year | 1st | 2nd | 3rd | 4th | Total | Finish | Money |
|------|-----|-----|-----|-----|-------|--------|-------|
| 1954 | 71 | 72 | 69 | 73 | 285 | T35 | |
| | | | | | | Total | |

TORZA, HUGO (73.00)

| Year | 1st | 2nd | 3rd | 4th | Total | Finish | Money |
|------|-----|-----|-----|-----|-------|--------|-------|
| 1953 | 73 | 73 | | | 146 | W/D | |
| | | | | | | Total | |

TOSCANO, HARRY (70.50)

| Year | 1st | 2nd | 3rd | 4th | Total | Finish | Money |
|------|-----|-----|-----|-----|-------|--------|------------|
| 1967 | 70 | 73 | 74 | 68 | 285 | T47 | \$220.00 |
| 1972 | 70 | 65 | 74 | 70 | 279 | T26 | 906.50 |
| | | | | | | Total | \$1,126.50 |

TOSKI, BEN (72.75)

| Year | 1st | 2nd | 3rd | 4th | Total | Finish | Money |
|------|-----|-----|-----|-----|-------|--------|-------|
| 1953 | 72 | 76 | 69 | 74 | 291 | T48 | |
| | | | | | | Total | |

INDIVIDUAL RESULTS

TOSKI, BOB (70.38)

| Year | 1st | 2nd | 3rd | 4th | Total | Finish | Money |
|------|-----|-----|-----|-----|-------|--------|------------|
| 1952 | 69 | 68 | 73 | 71 | 281 | T8 | \$513.33 |
| 1953 | 66 | 66 | 70 | 67 | 269 | 1 | 2,400.00 |
| 1954 | 70 | 70 | 66 | 72 | 278 | T16 | 245.00 |
| 1955 | 71 | 73 | 77 | 72 | 293 | T50 | |
| 1956 | 75 | 70 | 70 | 67 | 282 | T24 | 160.00 |
| 1957 | 71 | 68 | 71 | 71 | 281 | T19 | 337.50 |
| 1959 | 72 | 71 | 71 | 71 | 285 | T28 | 175.00 |
| 1965 | 78 | 66 | 68 | 71 | 283 | T46 | 220.00 |
| | | | | | | Total | \$4,050.83 |

TOWNS, KEN (70.58)

| Year | 1st | 2nd | 3rd | 4th | Total | Finish | Money |
|------|-----|-----|-----|-----|-------|--------|----------|
| 1956 | 67 | 71 | 69 | 71 | 278 | T12 | \$500.00 |
| 1965 | 72 | 70 | 71 | 77 | 290 | T77 | |
| 1966 | 69 | 68 | 70 | 72 | 279 | T38 | 481.67 |
| | | | | | | Total | \$981.67 |

TRAHAN, D.J. (68.97)

| Year | 1st | 2nd | 3rd | 4th | Total | Finish | Money |
|------|-----|-----|-----|-----|-------|--------|--------------|
| 2003 | 73 | 67 | 74 | 71 | 285 | T71 | \$7,880.00 |
| 2005 | 71 | 68 | 67 | 69 | 275 | T25 | 32,823.33 |
| 2006 | 67 | 68 | 72 | 73 | 280 | T48 | 11,193.60 |
| 2007 | 71 | 72 | | | 143 | CUT | |
| 2008 | 67 | 70 | 62 | 71 | 270 | T19 | 65,250.00 |
| 2009 | 66 | 68 | 68 | 65 | 267 | T14 | 105,000.00 |
| 2011 | 69 | 62 | 68 | 69 | 268 | T17 | 78,514.28 |
| 2012 | 73 | 67 | 71 | | 211 | T76 | 11,040.00 |
| 2013 | 71 | 68 | 68 | 70 | 277 | T30 | 32,584.00 |
| | | | | | | Total | \$344,285.21 |

TREMBLAY, CHRIS (80.00)

| Year | 1st | 2nd | 3rd | 4th | Total | Finish | Money |
|------|-----|-----|-----|-----|-------|--------|-------|
| 1995 | 83 | 77 | | | 160 | CUT | |
| | | | | | | Total | |

TREVINO, LEE (68.48)

| Year | 1st | 2nd | 3rd | 4th | Total | Finish | Money |
|------|-----|-----|-----|-----|-------|--------|--------------|
| 1967 | 67 | 69 | 72 | 68 | 276 | T10 | \$2,150.00 |
| 1969 | 70 | 67 | 68 | 70 | 275 | T13 | 1,700.00 |
| 1970 | 73 | 67 | 68 | 70 | 278 | T28 | 725.00 |
| 1972 | 64 | 68 | 72 | 65 | 269 | 1 | 25,000.00 |
| 1973 | 67 | 65 | 69 | 65 | 266 | T3 | 9,750.00 |
| 1974 | 68 | 65 | 69 | 72 | 274 | 4 | 9,400.00 |
| 1975 | 72 | 65 | 68 | 69 | 274 | T13 | 3,400.00 |
| 1976 | 68 | 70 | 66 | 67 | 271 | 4 | 9,870.00 |
| 1977 | 66 | 71 | 70 | 67 | 274 | T17 | 2,730.00 |
| 1980 | 65 | 68 | 68 | 70 | 271 | T5 | 10,170.00 |
| 1985 | 78 | 70 | | | 148 | CUT | |
| 1986 | 70 | 70 | 70 | 68 | 278 | T29 | 4,355.14 |
| 1987 | 67 | 69 | 70 | 66 | 272 | T4 | 30,800.00 |
| 1988 | 67 | 69 | 74 | 65 | 275 | T19 | 7,365.55 |
| 1989 | 70 | 64 | 70 | 67 | 271 | T4 | 41,333.33 |
| | | | | | | Total | \$158,749.02 |

TRINGALE, CAMERON (69.40)

| Year | 1st | 2nd | 3rd | 4th | Total | Finish | Money |
|------|-----|-----|-----|-----|-------|--------|--------------|
| 2010 | 69 | 75 | | | 144 | CUT | |
| 2011 | 71 | 67 | | | 138 | CUT | |
| 2012 | 69 | 70 | 68 | 64 | 271 | T15 | \$102,000.00 |
| 2013 | 69 | 72 | | | 141 | CUT | |
| | | | | | | Total | \$102,000.00 |

TRIPLETT, KIRK (69.17)

| Year | 1st | 2nd | 3rd | 4th | Total | Finish | Money |
|------|-----|-----|-----|-----|-------|--------|--------------|
| 1990 | 69 | 66 | 68 | 69 | 272 | T13 | \$16,625.00 |
| 1991 | 70 | 70 | 75 | 75 | 290 | T73 | 1,930.00 |
| 1992 | 68 | 68 | 71 | 78 | 285 | T46 | 2,674.28 |
| 1993 | 68 | 69 | 72 | 72 | 281 | T26 | 7,550.00 |
| 1994 | 71 | 66 | 69 | 67 | 273 | T7 | 38,700.00 |
| 1995 | 64 | 67 | 69 | 69 | 269 | T2 | 89,600.00 |
| 1996 | 71 | 70 | 70 | 74 | 285 | T49 | 3,634.28 |
| 1997 | 74 | 70 | | | 144 | CUT | |
| 1998 | 72 | 67 | 67 | 69 | 275 | T31 | 11,860.00 |
| 1999 | 65 | 66 | 69 | 69 | 269 | T11 | 57,500.00 |
| 2000 | 64 | 72 | 61 | 67 | 264 | 3 | 190,400.00 |
| 2001 | 68 | 71 | 65 | 65 | 269 | T7 | 83,921.43 |
| 2002 | 66 | 70 | 69 | 71 | 276 | T27 | 27,800.00 |
| 2004 | 68 | 67 | 69 | 70 | 274 | T13 | 69,825.00 |
| 2006 | 72 | 67 | 68 | 70 | 277 | T31 | 23,906.67 |
| 2007 | 70 | 75 | | | 145 | CUT | |
| 2009 | 69 | 71 | | | 140 | CUT | |
| 2010 | 69 | 70 | | | 139 | CUT | |
| | | | | | | Total | \$625,926.66 |

TRITTLER, PAUL (69.00)

| Year | 1st | 2nd | 3rd | 4th | Total | Finish | Money |
|------|-----|-----|-----|-----|-------|--------|-------------|
| 1988 | 72 | 70 | | | 142 | CUT | |
| 1990 | 67 | 67 | 67 | 71 | 272 | T13 | \$16,625.00 |
| | | | | | | Total | \$16,625.00 |

INDIVIDUAL RESULTS

TRIXLER, DENNIS (72.42)

| Year | 1st | 2nd | 3rd | 4th | Total | Finish | Money |
|------|-----|-----|-----|-----|-------|--------|------------|
| 1980 | 70 | 73 | | | 143 | CUT | |
| 1985 | 72 | 69 | 70 | 72 | 283 | T54 | \$1,386.00 |
| 1986 | 77 | 77 | | | 154 | CUT | |
| 1993 | 70 | 74 | 72 | 73 | 289 | T68 | 2,000.00 |
| | | | | | | Total | \$3,386.00 |

TROMBLEY, BILL (71.75)

| Year | 1st | 2nd | 3rd | 4th | Total | Finish | Money |
|------|-----|-----|-----|-----|-------|--------|-------|
| 1957 | 71 | 71 | 72 | 73 | 287 | 39 | |
| | | | | | | Total | |

TRYBA, TED (71.69)

| Year | 1st | 2nd | 3rd | 4th | Total | Finish | Money |
|------|-----|-----|-----|-----|-------|--------|--------------|
| 1990 | 71 | 75 | | | 146 | CUT | |
| 1993 | 75 | 69 | 67 | 71 | 282 | T30 | \$5,812.50 |
| 1994 | 68 | 66 | 69 | 75 | 278 | T22 | 12,000.00 |
| 1995 | 72 | 69 | 72 | 73 | 286 | T74 | 2,292.00 |
| 1996 | 75 | 68 | 77 | 72 | 292 | T77 | 2,775.00 |
| 1997 | 80 | 70 | | | 150 | CUT | |
| 1998 | 68 | 70 | 70 | 74 | 282 | T72 | 3,920.00 |
| 1999 | 72 | 64 | 62 | 68 | 266 | T3 | 130,000.00 |
| 2000 | 74 | 74 | | | 148 | CUT | |
| 2001 | 73 | 75 | | | 148 | CUT | |
| 2002 | 75 | 78 | | | 153 | CUT | |
| 2004 | 77 | 73 | | | 150 | CUT | |
| | | | | | | Total | \$156,799.50 |

TRYON, TY (72.50)

| Year | 1st | 2nd | 3rd | 4th | Total | Finish | Money |
|------|-----|-----|-----|-----|-------|--------|-------|
| 2003 | 74 | 71 | | | 145 | CUT | |
| | | | | | | Total | |

TUCKER, CHRIS (70.50)

| Year | 1st | 2nd | 3rd | 4th | Total | Finish | Money |
|------|-----|-----|-----|-----|-------|--------|-------------|
| 1992 | 70 | 73 | | | 143 | CUT | |
| 1993 | 70 | 72 | 68 | 70 | 280 | T20 | \$10,833.33 |
| | | | | | | Total | \$10,833.33 |

TURNER, JEROD (72.50)

| Year | 1st | 2nd | 3rd | 4th | Total | Finish | Money |
|------|-----|-----|-----|-----|-------|--------|-------|
| 2010 | 75 | 73 | | | 148 | CUT | |
| 2011 | 72 | 70 | | | 142 | CUT | |
| | | | | | | Total | |

TURNESA, JIM (70.93)

| Year | 1st | 2nd | 3rd | 4th | Total | Finish | Money |
|------|-----|-----|-----|-----|-------|--------|------------|
| 1952 | 70 | 74 | 71 | 70 | 285 | T20 | \$205.00 |
| 1953 | 67 | 64 | 72 | 70 | 273 | T3 | 1,100.00 |
| 1954 | 69 | 69 | 69 | 72 | 279 | T18 | 225.00 |
| 1955 | 73 | 73 | 73 | 67 | 286 | T25 | 150.00 |
| 1957 | 72 | 70 | 69 | 71 | 282 | T23 | 184.29 |
| 1958 | 69 | 73 | 71 | 69 | 282 | T35 | 20.00 |
| 1959 | 71 | 72 | 71 | 77 | 291 | T56 | |
| 1960 | 71 | 72 | 68 | 72 | 283 | T33 | 103.33 |
| 1961 | 69 | 70 | 68 | 77 | 284 | T48 | |
| 1962 | 74 | 69 | 74 | 70 | 287 | T48 | |
| 1963 | 70 | 74 | 72 | 73 | 289 | T50 | |
| | | | | | | Total | \$1,987.62 |

TURNESA, MARC (71.14)

| Year | 1st | 2nd | 3rd | 4th | Total | Finish | Money |
|------|-----|-----|-----|-----|-------|--------|-------|
| 2008 | 69 | 72 | | | 141 | CUT | |
| 2009 | 73 | 67 | | | 140 | CUT | |
| 2011 | 76 | 24 | | | 100 | DQ | |
| 2014 | 72 | 69 | | | 141 | CUT | |
| | | | | | | Total | |

TUTEN, BILLY (72.50)

| Year | 1st | 2nd | 3rd | 4th | Total | Finish | Money |
|------|-----|-----|-----|-----|-------|--------|-------|
| 1989 | 71 | 74 | | | 145 | CUT | |
| | | | | | | Total | |

TWAY, BOB (69.38)

| Year | 1st | 2nd | 3rd | 4th | Total | Finish | Money |
|------|-----|-----|-----|-----|-------|--------|-------------|
| 2000 | 68 | 70 | 64 | 68 | 270 | T12 | \$61,600.00 |
| 2006 | 67 | 72 | 74 | 69 | 282 | T59 | 9,636.00 |
| 2007 | 71 | 70 | 69 | 69 | 279 | T36 | 27,042.86 |
| 2008 | 69 | 70 | | | 139 | CUT | |
| 2009 | 69 | 71 | | | 140 | CUT | |
| | | | | | | Total | \$98,278.86 |

TWAY, KEVIN (68.83)

| Year | 1st | 2nd | 3rd | 4th | Total | Finish | Money |
|------|-----|-----|-----|-----|-------|--------|-------------|
| 2011 | 72 | 68 | | | 140 | CUT | |
| 2014 | 71 | 65 | 69 | 68 | 273 | T26 | \$45,800.00 |
| | | | | | | Total | \$45,880.00 |

INDIVIDUAL RESULTS

TWIGGS, GREG (72.58)

| Year | 1st | 2nd | 3rd | 4th | Total | Finish | Money |
|------|-----|-----|-----|-----|-------|--------|-------|
| 1985 | 74 | 70 | | | 144 | CUT | |
| 1986 | 73 | 71 | | | 144 | CUT | |
| 1989 | 76 | 77 | | | 153 | CUT | |
| 1990 | 69 | 71 | | | 140 | CUT | |
| 1991 | 69 | 74 | | | 143 | CUT | |
| 1994 | 72 | 75 | | | 147 | CUT | |

Total

TWITTY, HOWARD (69.85)

| Year | 1st | 2nd | 3rd | 4th | Total | Finish | Money |
|------|-----|-----|-----|-----|-------|--------|------------|
| 1977 | 67 | 69 | 69 | 71 | 276 | T25 | \$1,585.50 |
| 1978 | 70 | 63 | 66 | 71 | 270 | T5 | 8,085.00 |
| 1979 | 70 | 71 | 71 | 70 | 282 | T55 | 684.00 |
| 1980 | 68 | 66 | 63 | 69 | 266 | 1 | 54,000.00 |
| 1981 | 68 | 68 | 67 | 72 | 275 | T51 | 715.50 |
| 1982 | 68 | 67 | 67 | 68 | 270 | T18 | 4,050.00 |
| 1983 | 70 | 70 | | | 140 | CUT | |
| 1984 | 67 | 77 | 74 | 68 | 286 | T45 | 1,083.55 |
| 1985 | 75 | 71 | | | 146 | CUT | |
| 1986 | 72 | 67 | 69 | 71 | 279 | T36 | 3,154.86 |
| 1987 | 68 | 72 | 68 | 72 | 280 | T34 | 3,692.50 |
| 1988 | 70 | 70 | 69 | 74 | 283 | T64 | 1,470.00 |
| 1989 | 67 | 68 | 75 | 67 | 277 | T34 | 4,942.86 |
| 1990 | 72 | 66 | 72 | 73 | 283 | T70 | 1,990.00 |
| 1991 | 69 | 72 | 66 | 69 | 276 | T20 | 11,650.00 |
| 1993 | 73 | 66 | 74 | 69 | 282 | T30 | 5,812.50 |
| 1994 | 72 | 71 | | | 143 | CUT | |
| 1995 | 74 | 70 | | | 144 | CUT | |
| 1997 | 77 | 72 | | | 149 | CUT | |
| 1998 | 74 | 69 | | | 143 | CUT | |

Total

\$102,916.27

TYNER, TRAY (72.40)

| Year | 1st | 2nd | 3rd | 4th | Total | Finish | Money |
|------|-----|-----|-----|-----|-------|--------|-------------|
| 1992 | 76 | 76 | | | 152 | W/D | |
| 1995 | 75 | 71 | | | 146 | CUT | |
| 1996 | 70 | 70 | 68 | 71 | 279 | T12 | \$28,500.00 |
| 1997 | 74 | 73 | | | 147 | CUT | |

Total

\$28,500.00

UIHLEIN, PETER (72.00)

| Year | 1st | 2nd | 3rd | 4th | Total | Finish | Money |
|------|-----|-----|-----|-----|-------|--------|-------|
| 2006 | 72 | 74 | | | 146 | CUT | |
| 2015 | 72 | 70 | | | 142 | CUT | |

Total

ULOZAS, TOM (69.50)

| Year | 1st | 2nd | 3rd | 4th | Total | Finish | Money |
|------|-----|-----|-----|-----|-------|--------|----------|
| 1972 | 66 | 71 | 70 | 74 | 281 | T35 | \$635.16 |
| 1973 | 71 | 67 | 68 | 69 | 275 | T39 | 820.00 |

Total

\$1,455.16

ULRICH, WALLY (70.94)

| Year | 1st | 2nd | 3rd | 4th | Total | Finish | Money |
|------|-----|-----|-----|-----|-------|--------|----------|
| 1952 | 68 | 69 | 73 | 76 | 286 | T24 | \$165.00 |
| 1953 | 74 | 68 | 70 | 71 | 283 | T31 | 52.50 |
| 1954 | 73 | 68 | 67 | 72 | 280 | T20 | 205.00 |
| 1955 | 75 | 70 | 73 | 68 | 286 | T25 | 150.00 |

Total

\$572.50

UNDERWOOD, HAL (71.75)

| Year | 1st | 2nd | 3rd | 4th | Total | Finish | Money |
|------|-----|-----|-----|-----|-------|--------|----------|
| 1969 | 67 | 71 | 67 | 73 | 278 | T27 | \$725.00 |
| 1970 | 71 | 71 | 79 | 72 | 293 | 73 | 173.91 |
| 1971 | 72 | 69 | 77 | 72 | 290 | T85 | 115.00 |

Total

\$1,013.91

UNGER, BOB (70.50)

| Year | 1st | 2nd | 3rd | 4th | Total | Finish | Money |
|------|-----|-----|-----|-----|-------|--------|----------|
| 1975 | 71 | 68 | 74 | 69 | 282 | T54 | \$445.00 |

Total

\$445.00

UPPER, BRETT (69.88)

| Year | 1st | 2nd | 3rd | 4th | Total | Finish | Money |
|------|-----|-----|-----|-----|-------|--------|-------------|
| 1984 | 79 | 72 | | | 151 | CUT | |
| 1985 | 71 | 68 | 66 | 68 | 273 | T6 | \$19,425.00 |
| 1987 | 71 | 73 | | | 144 | CUT | |
| 1988 | 67 | 66 | 69 | 69 | 271 | T6 | 24,325.00 |
| 1989 | 70 | 70 | 73 | 66 | 279 | T47 | 2,568.58 |

Total

\$46,318.58

URESTI, OMAR (69.68)

| Year | 1st | 2nd | 3rd | 4th | Total | Finish | Money |
|------|-----|-----|-----|-----|-------|--------|------------|
| 1995 | 73 | 69 | | | 142 | CUT | |
| 1998 | 67 | 64 | 72 | 74 | 277 | T47 | \$5,022.22 |
| 1999 | 66 | 69 | 71 | 69 | 275 | T41 | 9,250.00 |
| 2000 | 69 | 70 | 70 | 72 | 281 | T76 | 5,208.00 |
| 2004 | 68 | 70 | 67 | 69 | 274 | T13 | 69,825.00 |
| 2005 | 69 | 70 | 71 | 70 | 280 | T54 | 9,718.00 |
| 2006 | 69 | 73 | | | 142 | CUT | |
| 2008 | 70 | 70 | | | 140 | CUT | |
| 2010 | 70 | 70 | | | 140 | CUT | |

Total

\$99,023.22

INDIVIDUAL RESULTS

UTLEY, STAN (70.58)

| Year | 1st | 2nd | 3rd | 4th | Total | Finish | Money |
|------|-----|-----|-----|-----|-------|--------|-------------|
| 1990 | 72 | 70 | | | 142 | CUT | |
| 1991 | 72 | 71 | | | 143 | CUT | |
| 1992 | 74 | 70 | | | 144 | W/D | |
| 1994 | 74 | 68 | | | 142 | CUT | |
| 2003 | 71 | 67 | 68 | 70 | 276 | T26 | \$28,400.00 |
| | | | | | | Total | \$28,400.00 |

VALENTINE, TOMMY (71.28)

| Year | 1st | 2nd | 3rd | 4th | Total | Finish | Money |
|------|-----|-----|-----|-----|-------|--------|------------|
| 1980 | 69 | 72 | | | 141 | CUT | |
| 1981 | 70 | 68 | 66 | 68 | 272 | T29 | \$1,826.25 |
| 1983 | 67 | 68 | 71 | 74 | 280 | T53 | 698.00 |
| 1984 | 70 | 74 | 75 | 77 | 296 | 79 | 728.00 |
| 1985 | 73 | 70 | | | 143 | CUT | |
| 1986 | 76 | 75 | | | 151 | CUT | |
| | | | | | | Total | \$3,252.25 |

VAN ASWEGEN, TYRONE (68.25)

| Year | 1st | 2nd | 3rd | 4th | Total | Finish | Money |
|------|-----|-----|-----|-----|-------|--------|--------------|
| 2014 | 68 | 70 | 67 | 68 | 273 | T26 | \$45,880.00 |
| 2015 | 68 | 69 | 69 | 71 | 277 | T60 | 13,888.00 |
| 2016 | 67 | 66 | 65 | 71 | 269 | T5 | 231,825.00 |
| | | | | | | Total | \$291,593.00 |

VAN DE VELDE, JEAN (69.67)

| Year | 1st | 2nd | 3rd | 4th | Total | Finish | Money |
|------|-----|-----|-----|-----|-------|--------|------------|
| 2000 | 69 | 68 | 69 | 71 | 277 | T53 | \$6,451.20 |
| 2001 | 69 | 72 | | | 141 | CUT | |
| | | | | | | Total | \$6,451.20 |

VAN DER WALT, DAWIE (71.00)

| Year | 1st | 2nd | 3rd | 4th | Total | Finish | Money |
|------|-----|-----|-----|-----|-------|--------|-------|
| 2016 | 71 | 71 | | | 142 | CUT | |
| | | | | | | Total | |

VAN DER WALT, TJAART (68.63)

| Year | 1st | 2nd | 3rd | 4th | Total | Finish | Money |
|------|-----|-----|-----|-----|-------|--------|--------------|
| 2005 | 68 | 66 | 68 | 64 | 266 | 2 | \$464,400.00 |
| 2006 | 72 | 67 | 72 | 72 | 283 | T63 | 9,328.00 |
| | | | | | | Total | \$473,728.00 |

VAN PELT, BO (68.56)

| Year | 1st | 2nd | 3rd | 4th | Total | Finish | Money |
|------|-----|-----|-----|-----|-------|--------|--------------|
| 1999 | 71 | 72 | | | 143 | CUT | |
| 2002 | 72 | 73 | | | 145 | CUT | |
| 2004 | 69 | 68 | 68 | 70 | 275 | T21 | \$42,000.00 |
| 2005 | 67 | 71 | 71 | 66 | 275 | T25 | 32,823.34 |
| 2007 | 73 | 68 | 67 | 64 | 272 | T6 | 201,000.00 |
| 2008 | 72 | 67 | | | 139 | CUT | |
| 2009 | 66 | 68 | 64 | 67 | 265 | T9 | 168,000.00 |
| 2010 | 69 | 66 | 70 | 68 | 273 | T34 | 29,025.00 |
| 2011 | 66 | 65 | 69 | 67 | 267 | T13 | 112,500.00 |
| 2012 | 70 | 67 | 67 | 69 | 273 | T24 | 49,800.00 |
| 2013 | 67 | 70 | 72 | 69 | 278 | T43 | 19,626.00 |
| 2014 | 69 | 68 | 73 | 70 | 280 | T67 | 12,586.00 |
| 2015 | 70 | 68 | 65 | 66 | 269 | T7 | 199,466.67 |
| | | | | | | Total | \$866,827.01 |

VAN ZYL, JACO (72.00)

| Year | 1st | 2nd | 3rd | 4th | Total | Finish | Money |
|------|-----|-----|-----|-----|-------|--------|-------|
| 2007 | 73 | 71 | | | | 144 | CUT |
| | | | | | | Total | |

VEAZEY, VANCE (70.83)

| Year | 1st | 2nd | 3rd | 4th | Total | Finish | Money |
|------|-----|-----|-----|-----|-------|--------|------------|
| 1998 | 74 | 65 | 68 | 69 | 276 | T36 | \$8,209.09 |
| 2003 | 71 | 72 | | | 143 | CUT | |
| 2006 | 69 | 73 | | | 142 | CUT | |
| 2007 | 75 | 73 | | | 148 | CUT | |
| 2010 | 74 | 67 | | | 141 | CUT | |
| | | | | | | Total | \$8,209.09 |

VEGAS, JHONATTAN (68.92)

| Year | 1st | 2nd | 3rd | 4th | Total | Finish | Money |
|------|-----|-----|-----|-----|-------|--------|-------------|
| 2011 | 69 | 67 | 68 | 66 | 270 | T33 | \$33,960.00 |
| 2012 | 73 | 72 | | | 145 | CUT | |
| 2014 | 69 | 70 | 65 | 70 | 274 | T31 | 32,296.00 |
| 2015 | 66 | 69 | 67 | 74 | 276 | T54 | 14,528.00 |
| | | | | | | Total | \$80,786.00 |

VENTURI, KEN (70.10)

| Year | 1st | 2nd | 3rd | 4th | Total | Finish | Money |
|------|-----|-----|-----|-----|-------|--------|-------------|
| 1958 | 70 | 73 | 67 | 70 | 280 | T26 | \$168.00 |
| 1959 | 70 | 70 | 70 | 68 | 278 | T6 | 1,150.00 |
| 1960 | 69 | 66 | 68 | 70 | 273 | 4 | 1,500.00 |
| 1961 | 69 | 68 | 68 | 71 | 276 | T9 | 1,016.67 |
| 1962 | 71 | 70 | 69 | 78 | 288 | T52 | |
| 1963 | 73 | 68 | 68 | 74 | 283 | T18 | 725.00 |
| 1964 | 70 | 63 | 69 | 71 | 273 | 1 | 7,500.00 |
| 1983 | 73 | 79 | | | 152 | CUT | |
| | | | | | | Total | \$12,059.67 |

INDIVIDUAL RESULTS

VERIATO, STEVEN (71.00)

| Year | 1st | 2nd | 3rd | 4th | Total | Finish | Money |
|------|-----|-----|-----|-----|-------|--------|----------|
| 1976 | 70 | 71 | 72 | 71 | 284 | T53 | \$477.75 |
| | | | | | | Total | \$477.75 |

VERPLANK, SCOTT (69.25)

| Year | 1st | 2nd | 3rd | 4th | Total | Finish | Money |
|------|------|-----|-----|-----|-------|--------|---------------|
| 1986 | 73 | 71 | | | 144 | CUT | |
| 1987 | 71 | 69 | 73 | 73 | 286 | T65 | \$1,435.00 |
| 1988 | 71 | 73 | | | 144 | CUT | |
| 1991 | 80 | 72 | | | 152 | CUT | |
| 1992 | 73 | 74 | | | 147 | CUT | |
| 2001 | 72 | 67 | 71 | 61 | 271 | T17 | 43,400.00 |
| 2002 | 65 | 70 | 63 | 71 | 269 | 4 | 192,000.00 |
| 2006 | 65 | 69 | 71 | 71 | 276 | T21 | 39,160.00 |
| 2009 | 67 | 68 | 68 | 62 | 265 | T9 | 168,000.00 |
| 2010 | 67 | 69 | 66 | 64 | 266 | T2 | 528,000.00 |
| | 2011 | 67 | 69 | 69 | 68 | 273 | T52 14,310.00 |
| | | | | | | Total | \$986,305.00 |

VERWEY, BOB (70.25)

| Year | 1st | 2nd | 3rd | 4th | Total | Finish | Money |
|------|-----|-----|-----|-----|-------|--------|------------|
| 1964 | 73 | 71 | 69 | 68 | 281 | T32 | \$375.00 |
| 1966 | 73 | 69 | 69 | 67 | 278 | T31 | 650.00 |
| 1967 | 71 | 70 | 74 | 70 | 285 | T47 | 220.00 |
| 1968 | 70 | 69 | 71 | 70 | 280 | T24 | 816.66 |
| | | | | | | Total | \$2,061.66 |

VILLEGAS, CAMILO (70.00)

| Year | 1st | 2nd | 3rd | 4th | Total | Finish | Money |
|------|-----|-----|-----|-----|-------|--------|--------------|
| 2006 | 66 | 70 | 66 | 74 | 276 | T21 | \$39,160.00 |
| 2012 | 68 | 64 | 70 | 72 | 274 | T29 | 36,525.00 |
| 2013 | 65 | 70 | 75 | 69 | 279 | T51 | 14,500.00 |
| 2014 | 71 | 66 | 74 | 69 | 280 | T67 | 12,586.00 |
| 2016 | 77 | 74 | | | 151 | CUT | |
| | | | | | | Total | \$102,771.00 |

VINZANT, EVERETTE (72.75)

| Year | 1st | 2nd | 3rd | 4th | Total | Finish | Money |
|------|-----|-----|-----|-----|-------|--------|-------|
| 1957 | 74 | 71 | 70 | 76 | 291 | T46 | |
| | | | | | | Total | |

VOLLMER, WAYNE (70.00)

| Year | 1st | 2nd | 3rd | 4th | Total | Finish | Money |
|------|-----|-----|-----|-----|-------|--------|------------|
| 1970 | 69 | 73 | 72 | 70 | 284 | T58 | \$173.91 |
| 1971 | 69 | 69 | 68 | 70 | 276 | 24 | 968.00 |
| | | | | | | Total | \$1,141.91 |

VOSS, JEFF (72.00)

| Year | 1st | 2nd | 3rd | 4th | Total | Finish | Money |
|------|-----|-----|-----|-----|-------|--------|----------|
| 1972 | 69 | 70 | 74 | 75 | 288 | T67 | \$217.39 |
| | | | | | | Total | \$217.39 |

VOSSLER, ERNIE (69.81)

| Year | 1st | 2nd | 3rd | 4th | Total | Finish | Money |
|------|-----|-----|-----|-----|-------|--------|------------|
| 1956 | 68 | 70 | 72 | 65 | 275 | T3 | \$1,116.67 |
| 1957 | 74 | 66 | 69 | 73 | 282 | T23 | 184.28 |
| 1960 | 68 | 72 | 71 | 69 | 280 | T16 | 550.00 |
| 1966 | 72 | 67 | 69 | 72 | 280 | T44 | 265.71 |
| | | | | | | Total | \$2,116.66 |

VRANESH, BRIAN (69.00)

| Year | 1st | 2nd | 3rd | 4th | Total | Finish | Money |
|------|-----|-----|-----|-----|-------|--------|--------|
| 2009 | 71 | 67 | | | 138 | CUT | |
| | | | | | | Total | \$0.00 |

WADKINS, BOBBY (70.14)

| Year | 1st | 2nd | 3rd | 4th | Total | Finish | Money |
|------|-----|-----|-----|-----|-------|--------|-------------|
| 1976 | 68 | 69 | 67 | 71 | 275 | T15 | \$3,360.00 |
| 1977 | 67 | 70 | 71 | 71 | 279 | T45 | 567.00 |
| 1978 | 72 | 70 | | | 142 | CUT | |
| 1980 | 70 | 73 | | | 143 | CUT | |
| 1981 | 69 | 66 | 71 | 67 | 273 | T37 | 1,200.00 |
| 1982 | 73 | | | | 73 | DQ | |
| 1985 | 67 | 69 | 71 | 71 | 278 | T29 | 3,652.50 |
| 1989 | 71 | 67 | 69 | 69 | 276 | T26 | 6,950.00 |
| 1991 | 74 | 70 | | | 144 | CUT | |
| 1993 | 70 | 74 | 72 | 73 | 289 | T68 | 2,000.00 |
| 1994 | 72 | 70 | | | 142 | CUT | |
| 1995 | 70 | 71 | 71 | 68 | 280 | T51 | 2,824.00 |
| 1996 | 71 | 75 | | | 146 | CUT | |
| 1998 | 73 | 65 | 67 | 71 | 276 | T36 | 8,209.09 |
| | | | | | | Total | \$28,762.59 |

INDIVIDUAL RESULTS

WADKINS, LANNY (71.13)

| Year | 1st | 2nd | 3rd | 4th | Total | Finish | Money |
|------|-----|-----|-----|-----|-------|--------|--------------|
| 1974 | 72 | 69 | 70 | 72 | 283 | T57 | \$400.00 |
| 1975 | 73 | 69 | 66 | 69 | 277 | T27 | 1,480.00 |
| 1976 | 73 | 70 | | | 143 | CUT | |
| 1977 | 73 | 70 | | | 143 | CUT | |
| 1978 | 72 | 70 | | | 142 | CUT | |
| 1992 | 68 | 70 | 71 | 65 | 274 | 1 | 180,000.00 |
| 1993 | 74 | 73 | | | 147 | CUT | |
| 1994 | 72 | 72 | | | 144 | CUT | |
| 1995 | 76 | 71 | | | 147 | CUT | |
| 1996 | 73 | 77 | | | 150 | CUT | |
| 1997 | 70 | 69 | 74 | 66 | 279 | T40 | 4,790.77 |
| 1999 | 74 | 73 | | | 147 | CUT | |
| | | | | | | Total | \$186,670.77 |

WADSWORTH, FRED (75.67)

| Year | 1st | 2nd | 3rd | 4th | Total | Finish | Money |
|------|-----|-----|-----|-----|-------|--------|-------|
| 1987 | 73 | 70 | | | 143 | CUT | |
| 2002 | 84 | | | | 84 | W/D | |
| | | | | | | Total | |

WAGNER, JOHNSON (69.69)

| Year | 1st | 2nd | 3rd | 4th | Total | Finish | Money |
|------|-----|-----|-----|-----|-------|--------|--------------|
| 2007 | 71 | 72 | | | 143 | CUT | |
| 2008 | 64 | 71 | 67 | 73 | 275 | T45 | \$16,817.15 |
| 2009 | 66 | 68 | 70 | 67 | 271 | T26 | 41,700.00 |
| 2010 | 68 | 66 | 75 | 71 | 280 | T68 | 12,060.00 |
| 2011 | 65 | 63 | 71 | 69 | 268 | T17 | 78,514.28 |
| 2012 | 69 | 70 | 69 | 68 | 276 | T47 | 14,584.62 |
| 2013 | 75 | 79 | | | 154 | CUT | |
| 2014 | 68 | 66 | 74 | 70 | 278 | T57 | 13,826.00 |
| 2015 | 68 | 71 | | | 139 | CUT | |
| 2016 | 75 | 71 | | | 146 | CUT | |
| | | | | | | Total | \$177,502.05 |

WAITE, GRANT (69.89)

| Year | 1st | 2nd | 3rd | 4th | Total | Finish | Money |
|------|-----|-----|-----|-----|-------|--------|--------------|
| 1990 | 69 | 73 | | | 142 | CUT | |
| 1994 | 73 | 73 | | | 146 | CUT | |
| 1995 | 66 | 67 | 67 | 69 | 269 | T2 | \$89,600.00 |
| 1996 | 72 | 73 | | | 145 | CUT | |
| 1997 | 73 | 69 | 70 | 72 | 284 | T73 | 2,865.00 |
| 1998 | 68 | 64 | 65 | 75 | 272 | T16 | 31,000.00 |
| 1999 | 69 | 65 | 70 | 69 | 273 | T26 | 17,375.00 |
| 2000 | 68 | 70 | 67 | 74 | 279 | T66 | 5,656.00 |
| 2001 | 72 | 73 | | | 145 | CUT | |
| 2002 | 69 | 68 | 68 | 73 | 278 | T39 | 14,416.00 |
| 2003 | 68 | 73 | | | 141 | CUT | |
| 2004 | 72 | 70 | | | 142 | CUT | |
| | | | | | | Total | \$160,912.00 |

WALCHER, ROCKY (70.33)

| Year | 1st | 2nd | 3rd | 4th | Total | Finish | Money |
|------|-----|-----|-----|-----|-------|--------|-------------|
| 1994 | 69 | 69 | 72 | 68 | 278 | T22 | \$12,000.00 |
| 2001 | 71 | 73 | | | 144 | CUT | |
| | | | | | | Total | \$12,000.00 |

WALDORF, DUFFY (70.25)

| Year | 1st | 2nd | 3rd | 4th | Total | Finish | Money |
|------|-----|-----|-----|-----|-------|--------|--------------|
| 1987 | 70 | 71 | 69 | 72 | 282 | T43 | \$2,184.00 |
| 1988 | 71 | 72 | | | 143 | CUT | |
| 1994 | 74 | 68 | | | 142 | CUT | |
| 1998 | 70 | 67 | 64 | 66 | 267 | T4 | 82,666.67 |
| 1999 | 67 | 72 | 71 | 72 | 282 | 68 | 5,100.00 |
| 2001 | 71 | 69 | 65 | 69 | 274 | T36 | 13,659.37 |
| 2005 | 74 | 67 | | | 141 | CUT | |
| 2006 | 78 | 75 | | | 153 | CUT | |
| 2007 | 72 | 70 | | | 142 | CUT | |
| 2011 | 73 | 68 | | | 141 | CUT | |
| | | | | | | Total | \$103,610.04 |

WALKER, JAMES (71.25)

| Year | 1st | 2nd | 3rd | 4th | Total | Finish | Money |
|------|-----|-----|-----|-----|-------|--------|-------|
| 1965 | 69 | 74 | 72 | 70 | 285 | T55 | |
| | | | | | | Total | |

WALKER, JIMMY (71.00)

| Year | 1st | 2nd | 3rd | 4th | Total | Finish | Money |
|------|-----|-----|-----|-----|-------|--------|--------|
| 2006 | 71 | 70 | | | 141 | CUT | |
| 2008 | 72 | 67 | | | 139 | CUT | |
| 2009 | 73 | 73 | | | 146 | CUT | |
| | | | | | | Total | \$0.00 |

INDIVIDUAL RESULTS

WALL, ART (69.72)

| Year | 1st | 2nd | 3rd | 4th | Total | Finish | Money |
|------|-----|-----|-----|-----|-------|--------|-------------|
| 1952 | 66 | 71 | 72 | 72 | 281 | T8 | \$513.33 |
| 1953 | 71 | 68 | 68 | 67 | 274 | T7 | 700.00 |
| 1955 | 67 | 72 | 70 | 73 | 282 | T9 | 636.66 |
| 1957 | 67 | 67 | 71 | 73 | 278 | 9 | 800.00 |
| 1958 | 67 | 70 | 65 | 69 | 271 | T2 | 2,050.00 |
| 1959 | 68 | 71 | 72 | 76 | 287 | T35 | 44.28 |
| 1960 | 70 | 71 | 71 | 69 | 281 | T20 | 330.00 |
| 1961 | 69 | 67 | 72 | 69 | 277 | T12 | 875.00 |
| 1962 | 65 | 70 | 66 | 70 | 271 | 2 | 3,400.00 |
| 1963 | 69 | 66 | 73 | 70 | 278 | T5 | 1,675.00 |
| 1965 | 73 | 68 | 72 | 66 | 279 | T16 | 1,200.00 |
| 1966 | 65 | 64 | 69 | 68 | 266 | 1 | 20,000.00 |
| 1967 | 70 | 68 | 72 | 71 | 281 | T32 | 625.00 |
| 1970 | | | | | 144 | CUT | |
| 1971 | 72 | 68 | 74 | 74 | 288 | T82 | 115.79 |
| 1972 | 70 | 69 | 74 | 75 | 288 | T67 | 217.39 |
| 1973 | 69 | 65 | 70 | 66 | 270 | T16 | 2,800.00 |
| 1974 | 73 | 68 | 71 | 71 | 283 | T57 | 400.00 |
| 1975 | 71 | 69 | 72 | 63 | 275 | T18 | 2,400.00 |
| 1976 | 67 | 72 | 68 | 73 | 280 | T33 | 1,063.12 |
| 1979 | 71 | 71 | | | 142 | T69 | 579.00 |
| 1981 | 70 | 71 | | | 141 | CUT | |
| | | | | | | Total | \$40,424.57 |

WALTERS, EUAN (70.50)

| Year | 1st | 2nd | 3rd | 4th | Total | Finish | Money |
|------|-----|-----|-----|-----|-------|--------|-------|
| 2005 | 72 | 69 | | | 141 | CUT | |
| | | | | | | Total | |

WALTMAN, RETIEF (70.50)

| Year | 1st | 2nd | 3rd | 4th | Total | Finish | Money |
|------|-----|-----|-----|-----|-------|--------|----------|
| 1959 | 76 | 66 | 76 | 68 | 286 | T32 | \$130.00 |
| 1960 | 68 | 69 | 69 | 72 | 278 | T11 | 825.00 |
| | | | | | | Total | \$955.00 |

WALZEL, BOBBY (70.06)

| Year | 1st | 2nd | 3rd | 4th | Total | Finish | Money |
|------|-----|-----|-----|-----|-------|--------|------------|
| 1975 | 69 | 69 | 70 | 73 | 281 | T45 | \$540.00 |
| 1976 | 70 | 71 | 72 | 74 | 287 | T63 | 357.00 |
| 1978 | 73 | 63 | 65 | 71 | 272 | T9 | 4,357.50 |
| 1980 | 70 | 69 | 66 | 76 | 281 | T57 | 663.00 |
| | | | | | | Total | \$5,917.50 |

WAMPLER, FRED (71.25)

| Year | 1st | 2nd | 3rd | 4th | Total | Finish | Money |
|------|-----|-----|-----|-----|-------|--------|----------|
| 1953 | 66 | 70 | 71 | 74 | 281 | T22 | \$165.00 |
| 1955 | 74 | 73 | 68 | 69 | 284 | T15 | 338.34 |
| 1956 | 73 | 69 | 69 | 68 | 279 | T15 | 367.50 |
| 1957 | 73 | 75 | 74 | 74 | 296 | T61 | |
| | | | | | | Total | \$870.84 |

WARD, LESTER (70.75)

| Year | 1st | 2nd | 3rd | 4th | Total | Finish | Money |
|------|-----|-----|-----|-----|-------|--------|----------|
| 1967 | 72 | 68 | 74 | 69 | 283 | T41 | \$400.00 |
| | | | | | | Total | \$400.00 |

WARREN, CHARLES (69.75)

| Year | 1st | 2nd | 3rd | 4th | Total | Finish | Money |
|------|-----|-----|-----|-----|-------|--------|-------------|
| 1999 | 68 | 73 | | | 141 | CUT | |
| 2005 | 72 | 70 | | | 142 | CUT | |
| 2007 | 67 | 67 | 73 | 69 | 276 | T22 | \$54,085.71 |
| 2008 | 69 | 71 | | | 140 | CUT | |
| 2009 | 63 | 72 | 69 | 71 | 275 | T51 | 13,965.00 |
| 2010 | 71 | 71 | | | 142 | CUT | |
| | | | | | | Total | \$68,050.71 |

WATKINS, AARON (68.75)

| Year | 1st | 2nd | 3rd | 4th | Total | Finish | Money |
|------|-----|-----|-----|-----|-------|--------|-------------|
| 2009 | 65 | 67 | 70 | 71 | 273 | T43 | \$20,400.00 |
| 2013 | 69 | 69 | 70 | 69 | 277 | T30 | 32,584.00 |
| | | | | | | Total | \$52,984.00 |

WATKINS, RANDY (71.50)

| Year | 1st | 2nd | 3rd | 4th | Total | Finish | Money |
|------|-----|-----|-----|-----|-------|--------|------------|
| 1984 | 74 | 71 | 72 | 69 | 286 | T45 | \$1,083.55 |
| | | | | | | Total | \$1,083.55 |

WATKINS, SCOTT (71.00)

| Year | 1st | 2nd | 3rd | 4th | Total | Finish | Money |
|------|-----|-----|-----|-----|-------|--------|------------|
| 1980 | 70 | 67 | 68 | 73 | 278 | T39 | \$1,170.00 |
| 1981 | 74 | 72 | | | 146 | CUT | |
| 1982 | 69 | 68 | 69 | 73 | 279 | T64 | 627.00 |
| 1984 | 75 | 74 | | | 149 | CUT | |
| | | | | | | Total | \$1,797.00 |

WATNEY, NICK (68.37)

| Year | 1st | 2nd | 3rd | 4th | Total | Finish | Money |
|------|-----|-----|-----|-----|-------|--------|--------------|
| 2003 | 72 | 70 | | | 142 | CUT | |
| 2005 | 69 | 66 | 70 | 66 | 271 | T9 | \$116,100.00 |
| 2006 | 69 | 67 | 70 | 68 | 274 | T9 | 101,828.57 |
| 2007 | 70 | 73 | | | 143 | CUT | |
| 2011 | 65 | 65 | 68 | 69 | 267 | T13 | 112,500.00 |
| 2014 | 70 | 66 | 65 | 69 | 270 | T11 | 123,114.00 |
| 2015 | 69 | 64 | 70 | 71 | 274 | T39 | 23,680.00 |
| | | | | | | Total | \$477,222.57 |

INDIVIDUAL RESULTS

WATSON, BOB (71.20)

| Year | 1st | 2nd | 3rd | 4th | Total | Finish | Money |
|------|-----|-----|-----|-----|-------|--------|----------|
| 1955 | 71 | 74 | 72 | 72 | 289 | T34 | |
| 1957 | 69 | 68 | 70 | 75 | 282 | T23 | \$184.28 |
| 1958 | 72 | 72 | 65 | 72 | 281 | T31 | 115.00 |
| 1959 | 72 | 67 | 70 | 69 | 278 | T6 | 1,150.00 |
| 1963 | 74 | 71 | 73 | 76 | 294 | T68 | |

Total \$1,449.28

WATSON, BUBBA (67.47)

| Year | 1st | 2nd | 3rd | 4th | Total | Finish | Money |
|------|-----|-----|-----|-----|-------|--------|---------------|
| 2006 | 73 | 72 | | | 145 | CUT | |
| 2008 | 66 | 68 | 67 | 66 | 267 | T6 | \$194,250.00 |
| 2009 | 66 | 68 | 70 | 63 | 267 | T14 | 105,000.00 |
| 2010 | 65 | 68 | 67 | 66 | 266 | 1 | 1,080,000.00 |
| 2011 | 66 | 69 | 69 | 67 | 271 | T38 | 27,000.00 |
| 2012 | 66 | 71 | 65 | 65 | 267 | T2 | 528,000.00 |
| 2013 | 63 | 67 | 70 | 70 | 270 | 4 | 292,800.00 |
| 2014 | 67 | 72 | 67 | 68 | 274 | T31 | 32,296.36 |
| 2015 | 62 | 67 | 68 | 67 | 264 | 1 | 1,152,000.000 |
| 2016 | 67 | 70 | 68 | 68 | 273 | T25 | 47,226.66 |

Total \$3,458,573.02

WATSON, DENIS (71.23)

| Year | 1st | 2nd | 3rd | 4th | Total | Finish | Money |
|------|-----|-----|-----|-----|-------|--------|-----------|
| 1981 | 69 | 70 | 70 | 71 | 280 | T74 | \$561.00 |
| 1983 | 71 | 66 | 74 | 69 | 280 | T53 | 698.00 |
| 1984 | 69 | 73 | 68 | 77 | 287 | T54 | 896.00 |
| 1985 | 74 | | | | 74 | DQ | |
| 1986 | 65 | 71 | 73 | 66 | 275 | T12 | 13,300.00 |
| 1987 | 65 | 72 | 69 | 68 | 274 | T8 | 20,300.00 |
| 1990 | 71 | 70 | | | 141 | CUT | |
| 1991 | 68 | 69 | 76 | 72 | 285 | T68 | 2,030.00 |
| 1992 | 71 | 75 | | | 146 | CUT | |
| 1993 | 72 | 70 | 77 | 74 | 293 | 77 | 1,860.00 |
| 1996 | 82 | 76 | | | 158 | CUT | |

Total \$39,645.00

WATSON, TOM (68.67)

| Year | 1st | 2nd | 3rd | 4th | Total | Finish | Money |
|------|-----|-----|-----|-----|-------|--------|------------|
| 1974 | 71 | 68 | 73 | 64 | 276 | T11 | \$3,466.67 |
| 1986 | 65 | 67 | 70 | 71 | 273 | T6 | 23,450.00 |
| 1987 | 67 | 68 | 70 | 70 | 275 | T11 | 15,400.00 |

Total \$42,316.67

WATTS, BRIAN (72.42)

| Year | 1st | 2nd | 3rd | 4th | Total | Finish | Money |
|------|-----|-----|-----|-----|-------|--------|------------|
| 1991 | 74 | 73 | | | 147 | CUT | |
| 1999 | 67 | 73 | | | 140 | CUT | |
| 2000 | 74 | 69 | | | 143 | CUT | |
| 2004 | 76 | 75 | | | 151 | CUT | |
| 2005 | 69 | 71 | 76 | 72 | 288 | 75 | \$8,170.00 |

Total \$8,170.00

WEAVER, BERT (70.25)

| Year | 1st | 2nd | 3rd | 4th | Total | Finish | Money |
|------|-----|-----|-----|-----|-------|--------|----------|
| 1958 | 70 | 70 | 68 | 70 | 278 | T18 | \$510.00 |
| 1959 | 72 | 71 | 72 | 69 | 284 | T23 | 290.00 |
| 1960 | 69 | 71 | 70 | 70 | 280 | T16 | 550.00 |
| 1961 | 72 | 68 | 69 | 71 | 280 | T23 | 324.28 |
| 1962 | 68 | 73 | 70 | 73 | 284 | T33 | 190.00 |
| 1964 | 71 | 72 | 70 | 69 | 282 | T42 | |
| 1965 | 68 | 74 | 69 | 68 | 279 | T16 | 1,200.00 |

Total \$3,064.28

WEAVER, BUDDY (71.75)

| Year | 1st | 2nd | 3rd | 4th | Total | Finish | Money |
|------|-----|-----|-----|-----|-------|--------|---------|
| 1955 | 71 | 73 | 70 | 73 | 287 | T28 | \$82.50 |

Total \$82.50

WEAVER, DEWITT (71.56)

| Year | 1st | 2nd | 3rd | 4th | Total | Finish | Money |
|------|-----|-----|-----|-----|-------|--------|----------|
| 1970 | 71 | 70 | 74 | 77 | 292 | 72 | \$173.91 |
| 1971 | 72 | 68 | 71 | 72 | 283 | T66 | 115.79 |
| 1980 | 73 | 68 | | | 141 | CUT | |
| 1982 | 72 | 72 | | | 144 | CUT | |
| 1983 | 64 | 71 | 74 | 76 | 285 | T63 | 633.00 |

Total \$922.70

WEAVER, DOUG (73.50)

| Year | 1st | 2nd | 3rd | 4th | Total | Finish | Money |
|------|-----|-----|-----|-----|-------|--------|-------|
| 1989 | 77 | 70 | | | 147 | CUT | |

Total

WEBB, LARRY (71.25)

| Year | 1st | 2nd | 3rd | 4th | Total | Finish | Money |
|------|-----|-----|-----|-----|-------|--------|----------|
| 1979 | 69 | 72 | 74 | 70 | 285 | T64 | \$627.00 |

Total \$627.00

WEBER, RON (73.75)

| Year | 1st | 2nd | 3rd | 4th | Total | Finish | Money |
|------|-----|-----|-----|-----|-------|--------|-------|
| 1967 | 68 | 74 | 79 | 74 | 295 | T70 | |

Total

INDIVIDUAL RESULTS

WEEKLEY, BOO (69.79)

| Year | 1st | 2nd | 3rd | 4th | Total | Finish | Money |
|------|-----|-----|-----|-----|-------|--------|--------------|
| 2002 | 73 | 78 | | | 151 | CUT | |
| 2009 | 64 | 71 | 67 | 65 | 267 | T14 | \$105,000.00 |
| 2010 | 69 | 69 | 67 | 71 | 276 | T51 | \$14,120.00 |
| 2011 | 71 | 72 | | | 143 | CUT | |
| 2016 | 72 | 68 | | | 140 | CUT | |
| | | | | | | Total | \$119,120.00 |

WEIBRING, D.A. (69.27)

| Year | 1st | 2nd | 3rd | 4th | Total | Finish | Money |
|------|-----|-----|-----|-----|-------|--------|--------------|
| 1978 | 71 | 68 | 70 | 71 | 280 | T59 | \$414.75 |
| 1979 | 68 | 73 | 70 | 65 | 276 | T20 | 3,026.25 |
| 1980 | 73 | 71 | | | 144 | CUT | |
| 1982 | 66 | 65 | 68 | 67 | 266 | T4 | 11,310.00 |
| 1983 | 70 | 67 | 70 | 72 | 279 | T43 | 876.60 |
| 1986 | 68 | 71 | 70 | 69 | 278 | T29 | 4,355.14 |
| 1990 | 69 | 64 | 70 | 69 | 272 | T13 | 16,625.00 |
| 1991 | 71 | 70 | 69 | 68 | 278 | T29 | 5,955.56 |
| 1992 | 70 | 66 | 71 | 73 | 280 | T15 | 14,525.00 |
| 1996 | 68 | 65 | 70 | 67 | 270 | 1 | 270,000.00 |
| 1997 | 69 | 70 | 69 | 68 | 276 | T21 | 14,081.25 |
| 1998 | 70 | 70 | | | 140 | CUT | |
| 2000 | 67 | 68 | 71 | 67 | 273 | T25 | 20,920.00 |
| 2001 | 72 | 72 | | | 144 | CUT | |
| 2002 | 70 | 76 | | | 146 | CUT | |
| | | | | | | Total | \$362,089.55 |

WEIBRING, MATT (70.63)

| Year | 1st | 2nd | 3rd | 4th | Total | Finish | Money |
|------|-----|-----|-----|-----|-------|--------|------------|
| 2004 | 65 | 72 | 74 | 70 | 281 | T58 | \$9,324.00 |
| 2009 | 68 | 70 | | | 138 | CUT | |
| 2010 | 69 | 77 | | | 146 | CUT | |
| | | | | | | Total | \$9,324.00 |

WEIR, MIKE (72.50)

| Year | 1st | 2nd | 3rd | 4th | Total | Finish | Money |
|------|-----|-----|-----|-----|-------|--------|-------|
| 1998 | 72 | 68 | | | 140 | CUT | |
| 2013 | 74 | 72 | | | 146 | CUT | |
| 2015 | 72 | 77 | | | 149 | CUT | |
| | | | | | | Total | |

WEISKOPF, TOM (68.70)

| Year | 1st | 2nd | 3rd | 4th | Total | Finish | Money |
|------|-----|-----|-----|-----|-------|--------|-------------|
| 1965 | 69 | 69 | 67 | 71 | 276 | T5 | \$2,883.33 |
| 1966 | 67 | 73 | 68 | 70 | 278 | T31 | 650.00 |
| 1967 | 71 | 69 | 69 | 68 | 277 | T16 | 1,600.00 |
| 1970 | 69 | 66 | 70 | 67 | 272 | 3 | 7,100.00 |
| 1971 | 69 | 68 | 69 | 65 | 271 | T8 | 2,988.34 |
| | | | | | | Total | \$15,221.67 |

WEISS, TED (75.25)

| Year | 1st | 2nd | 3rd | 4th | Total | Finish | Money |
|------|-----|-----|-----|-----|-------|--------|-------|
| 1960 | 74 | 73 | 76 | 78 | 301 | 67 | |
| | | | | | | Total | |

WENTWORTH, KEVIN (71.13)

| Year | 1st | 2nd | 3rd | 4th | Total | Finish | Money |
|------|-----|-----|-----|-----|-------|--------|------------|
| 1998 | 69 | 70 | 72 | 72 | 283 | 75 | \$3,840.00 |
| 1999 | 70 | 75 | | | 145 | CUT | |
| 2000 | 70 | 71 | | | 141 | CUT | |
| | | | | | | Total | \$3,840.00 |

WEST, MIKE (72.00)

| Year | 1st | 2nd | 3rd | 4th | Total | Finish | Money |
|------|-----|-----|-----|-----|-------|--------|-------|
| 1986 | 73 | 71 | | | 144 | CUT | |
| | | | | | | Total | |

WESTWOOD, LEE (70.75)

| Year | 1st | 2nd | 3rd | 4th | Total | Finish | Money |
|------|-----|-----|-----|-----|-------|--------|-------------|
| 2005 | 69 | 69 | 70 | 71 | 279 | T51 | \$10,348.67 |
| 2013 | 67 | 73 | 69 | 78 | 287 | 74 | 11,834.00 |
| | | | | | | Total | \$22,182.67 |

WETTERICH, BRETT (70.86)

| Year | 1st | 2nd | 3rd | 4th | Total | Finish | Money |
|------|-----|-----|-----|-----|-------|--------|-------------|
| 2002 | 79 | 63 | | | 142 | CUT | |
| 2005 | 68 | 75 | | | 143 | CUT | |
| 2006 | 71 | 75 | | | 146 | CUT | |
| 2007 | 70 | 70 | 80 | 65 | 285 | T67 | \$12,180.00 |
| 2010 | 71 | 67 | 68 | 70 | 276 | T51 | 14,120.00 |
| | | | | | | Total | \$26,300.00 |

WETTLAUFER, WARD (71.00)

| Year | 1st | 2nd | 3rd | 4th | Total | Finish | Money |
|------|-----|-----|-----|-----|-------|--------|-------|
| 1959 | 71 | 70 | 68 | 75 | 284 | T23 | |
| | | | | | | Total | |

WHALEY, SUZY (76.50)

| Year | 1st | 2nd | 3rd | 4th | Total | Finish | Money |
|------|-----|-----|-----|-----|-------|--------|-------|
| 2003 | 75 | 78 | | | 153 | CUT | |
| | | | | | | Total | |

WHALLEY, ED (71.50)

| Year | 1st | 2nd | 3rd | 4th | Total | Finish | Money |
|------|-----|-----|-----|-----|-------|--------|-------|
| 1957 | 66 | 68 | 75 | 77 | 286 | T37 | |
| | | | | | | Total | |

INDIVIDUAL RESULTS

WHARTON, FRANK (70.50)

| Year | 1st | 2nd | 3rd | 4th | Total | Finish | Money |
|------|-----|-----|-----|-----|-------|--------|------------|
| 1962 | 68 | 71 | 70 | 76 | 285 | T37 | \$80.00 |
| 1963 | 70 | 68 | 73 | 69 | 280 | T10 | 1,250.00 |
| 1964 | 69 | 70 | 74 | 69 | 282 | T42 | |
| 1965 | 72 | 70 | 69 | 70 | 281 | T30 | 550.00 |
| | | | | | | Total | \$1,880.00 |

WHEATCROFT, STEVE (70.17)

| Year | 1st | 2nd | 3rd | 4th | Total | Finish | Money |
|------|-----|-----|-----|-----|-------|--------|-------------|
| 2007 | 68 | 71 | 74 | 68 | 281 | T46 | \$15,810.00 |
| 2010 | 67 | 72 | | | 139 | CUT | |
| 2012 | 74 | 62 | | | 136 | W/D | |
| 2015 | 75 | 68 | | | 143 | CUT | |
| 2016 | 72 | 71 | | | 143 | CUT | |
| | | | | | | Total | \$15,810.00 |

WHEDON, W. (74.58)

| Year | 1st | 2nd | 3rd | 4th | Total | Finish | Money |
|------|-----|-----|-----|-----|-------|--------|-------|
| 1955 | 75 | 73 | 80 | 76 | 304 | T71 | |
| 1956 | 75 | 72 | 70 | 73 | 290 | T60 | |
| 1958 | 74 | 76 | 73 | 78 | 301 | 68 | |
| | | | | | | Total | |

WHISMAN, GREG (71.17)

| Year | 1st | 2nd | 3rd | 4th | Total | Finish | Money |
|------|-----|-----|-----|-----|-------|--------|-------------|
| 1991 | 71 | 76 | | | 147 | CUT | |
| 1992 | 69 | 71 | 68 | 72 | 280 | T15 | \$14,525.00 |
| | | | | | | Total | \$14,525.00 |

WHITE, CARLTON (71.50)

| Year | 1st | 2nd | 3rd | 4th | Total | Finish | Money |
|------|-----|-----|-----|-----|-------|--------|-------|
| 1981 | 71 | 72 | | | 143 | CUT | |
| | | | | | | Total | |

WHITE, MIKE (72.50)

| Year | 1st | 2nd | 3rd | 4th | Total | Finish | Money |
|------|-----|-----|-----|-----|-------|--------|-------|
| 1980 | 73 | 72 | | | 145 | CUT | |
| | | | | | | Total | |

WHITT, DON (71.42)

| Year | 1st | 2nd | 3rd | 4th | Total | Finish | Money |
|------|-----|-----|-----|-----|-------|--------|------------|
| 1955 | 71 | 76 | 74 | 78 | 299 | T62 | |
| 1956 | 72 | 72 | 69 | 71 | 284 | T37 | |
| 1958 | 70 | 68 | 66 | 69 | 273 | T5 | \$1,200.00 |
| 1959 | 69 | 69 | 73 | 72 | 283 | T18 | 450.00 |
| 1962 | 76 | 67 | 75 | | 218 | W/D | |
| | | | | | | Total | \$1,650.00 |

WHITTAKER, RON (71.25)

| Year | 1st | 2nd | 3rd | 4th | Total | Finish | Money |
|------|-----|-----|-----|-----|-------|--------|-------------|
| 1996 | 76 | 77 | | | 153 | CUT | |
| 2006 | 66 | 70 | 72 | 68 | 276 | T21 | \$39,160.00 |
| 2008 | 73 | 68 | | | 141 | CUT | |
| | | | | | | Total | \$39,160.00 |

WI, CHARLIE (69.85)

| Year | 1st | 2nd | 3rd | 4th | Total | Finish | Money |
|------|-----|-----|-----|-----|-------|--------|--------------|
| 2005 | 74 | 72 | | | 146 | CUT | |
| 2007 | 73 | 72 | | | 145 | CUT | |
| 2008 | 68 | 68 | 72 | 72 | 280 | T66 | \$12,480.00 |
| 2009 | 66 | 68 | 71 | 70 | 275 | T51 | 13,965.00 |
| 2010 | 64 | 67 | 71 | 69 | 271 | T21 | 60,000.00 |
| 2011 | 67 | 70 | | | 137 | CUT | |
| 2012 | 70 | 65 | 70 | 68 | 273 | T24 | 49,800.00 |
| 2013 | 72 | 74 | | | 146 | CUT | |
| 2014 | 67 | 76 | | | 143 | CUT | |
| | | | | | | Total | \$136,245.00 |

WIEBE, MARK (70.15)

| Year | 1st | 2nd | 3rd | 4th | Total | Finish | Money |
|------|-----|-----|-----|-----|-------|--------|-------------|
| 1985 | 68 | 71 | 68 | 67 | 274 | T10 | \$14,400.00 |
| 1986 | 74 | 68 | 65 | 76 | 283 | T62 | 1,498.00 |
| 1990 | 67 | 68 | 67 | 73 | 275 | T36 | 4,406.25 |
| 1991 | 70 | 68 | 73 | 72 | 283 | T62 | 2,120.00 |
| 1996 | 69 | 75 | | | 144 | CUT | |
| 1999 | 71 | 73 | | | 144 | CUT | |
| | | | | | | Total | \$22,424.25 |

WIECHERS, JIM (69.79)

| Year | 1st | 2nd | 3rd | 4th | Total | Finish | Money |
|------|-----|-----|-----|-----|-------|--------|-------------|
| 1968 | 74 | 68 | 71 | 70 | 283 | T39 | \$471.66 |
| 1970 | 71 | 69 | 69 | 72 | 281 | T42 | 286.66 |
| 1971 | 69 | 71 | 70 | 70 | 280 | T48 | 157.86 |
| 1973 | 65 | 66 | 69 | 66 | 266 | T3 | 9,750.00 |
| 1975 | 71 | 71 | 70 | 73 | 285 | T62 | 350.00 |
| 1976 | 68 | 71 | 71 | 70 | 280 | T33 | 1,063.13 |
| 1977 | 71 | 67 | 70 | 71 | 279 | T45 | 567.00 |
| | | | | | | Total | \$12,646.31 |

WILCOX, TERRY (70.75)

| Year | 1st | 2nd | 3rd | 4th | Total | Finish | Money |
|------|-----|-----|-----|-----|-------|--------|------------|
| 1965 | 68 | 75 | 69 | 69 | 281 | T30 | \$550.00 |
| 1967 | 74 | 67 | 73 | 76 | 290 | 67 | |
| 1968 | 70 | 70 | 71 | 74 | 285 | T43 | 171.66 |
| 1973 | 68 | 71 | 69 | 68 | 276 | T44 | 603.34 |
| | | | | | | Total | \$1,325.00 |

INDIVIDUAL RESULTS

WILCOX, WILL (70.25)

| Year | 1st | 2nd | 3rd | 4th | Total | Finish | Money |
|------|-----|-----|-----|-----|-------|--------|-------|
| 2014 | 69 | 73 | | | 142 | CUT | |
| 2015 | 71 | 68 | | | 139 | CUT | |
| | | | | | | Total | |

WILKINSON, TIM (69.07)

| Year | 1st | 2nd | 3rd | 4th | Total | Finish | Money |
|------|-----|-----|-----|-----|-------|--------|--------------|
| 2004 | 67 | 71 | 74 | 64 | 276 | T27 | \$29,820.00 |
| 2008 | 67 | 71 | | | 138 | CUT | |
| 2014 | 66 | 68 | 67 | 70 | 271 | T18 | 78,120.00 |
| 2015 | 71 | 70 | | | 141 | 141 | CUT |
| 2016 | 70 | 72 | | | 142 | CUT | |
| | | | | | | Total | \$107,940.00 |

WILLIAMS, CHRIS (69.25)

| Year | 1st | 2nd | 3rd | 4th | Total | Finish | Money |
|------|-----|-----|-----|-----|-------|--------|-------------|
| 2013 | 71 | 68 | 69 | 69 | 277 | T30 | \$32,584.00 |
| | | | | | | Total | \$32,584.00 |

WILLIAMS, HAROLD (72.25)

| Year | 1st | 2nd | 3rd | 4th | Total | Finish | Money |
|------|-----|-----|-----|-----|-------|--------|-------|
| 1954 | 77 | 70 | 71 | 71 | 289 | T50 | |
| | | | | | | Total | |

WILLIAMS, JIM (75.50)

| Year | 1st | 2nd | 3rd | 4th | Total | Finish | Money |
|------|-----|-----|-----|-----|-------|--------|-------|
| 1960 | 76 | 75 | 78 | 73 | 302 | T68 | |
| | | | | | | Total | |

WILLIAMS, LEE (72.00)

| Year | 1st | 2nd | 3rd | 4th | Total | Finish | Money |
|------|-----|-----|-----|-----|-------|--------|-------|
| 2013 | 72 | 72 | | | 144 | CUT | |
| | | | | | | Total | |

WILLIAMSON, JAY (69.66)

| Year | 1st | 2nd | 3rd | 4th | Total | Finish | Money |
|------|-----|-----|-----|-----|-------|--------|--------------|
| 1995 | 71 | 70 | 74 | 69 | 284 | T71 | \$2,364.00 |
| 1996 | 71 | 70 | 73 | 73 | 287 | T61 | 3,195.00 |
| 1997 | 72 | 69 | 68 | 71 | 280 | T53 | 3,408.75 |
| 1999 | 68 | 74 | | | 142 | CUT | |
| 2000 | 71 | 68 | 70 | 68 | 277 | T53 | 6,451.20 |
| 2001 | 66 | 72 | 70 | 65 | 273 | T29 | 19,286.43 |
| 2002 | 70 | 75 | | | 145 | CUT | |
| 2003 | 72 | 66 | 65 | 74 | 277 | T33 | 22,600.00 |
| 2004 | 68 | 71 | 67 | 71 | 277 | T32 | 20,440.00 |
| 2006 | 72 | 75 | | | 147 | CUT | |
| 2007 | 66 | 66 | 67 | 66 | 265 | 2 | 648,000.00 |
| 2008 | 69 | 73 | | | 142 | CUT | |
| 2009 | 67 | 68 | 70 | 70 | 275 | T51 | 13,965.00 |
| 2010 | 69 | 65 | 72 | 68 | 274 | T42 | 21,000.00 |
| 2011 | 69 | 69 | | | 138 | CUT | |
| | | | | | | Total | \$760,710.38 |

WILLIS, GARRETT (70.21)

| Year | 1st | 2nd | 3rd | 4th | Total | Finish | Money |
|------|-----|-----|-----|-----|-------|--------|-------------|
| 2001 | 74 | 70 | | | 144 | CUT | |
| 2003 | 67 | 72 | 75 | 67 | 281 | T52 | \$9,280.00 |
| 2004 | 72 | 66 | 71 | 67 | 276 | T27 | 29,820.00 |
| 2010 | 71 | 71 | | | 142 | CUT | |
| 2011 | 66 | 74 | | | 140 | CUT | |
| | | | | | | Total | \$39,100.00 |

WILSON, BRIAN (72.50)

| Year | 1st | 2nd | 3rd | 4th | Total | Finish | Money |
|------|-----|-----|-----|-----|-------|--------|-------|
| 2001 | 71 | 74 | | | 145 | CUT | |
| | | | | | | Total | |

WILSON, CAMERON (74.00)

| Year | 1st | 2nd | 3rd | 4th | Total | Finish | Money |
|------|-----|-----|-----|-----|-------|--------|-------|
| 2014 | 73 | 75 | | | 148 | CUT | |
| | | | | | | Total | |

WILSON, CHRIS (70.50)

| Year | 1st | 2nd | 3rd | 4th | Total | Finish | Money |
|------|-----|-----|-----|-----|-------|--------|-------|
| 2010 | 73 | 68 | | | 141 | CUT | |
| | | | | | | Total | |

WILSON, DEAN (70.27)

| Year | 1st | 2nd | 3rd | 4th | Total | Finish | Money |
|------|-----|-----|-----|-----|-------|--------|-------------|
| 2003 | 74 | 69 | | | 143 | CUT | |
| 2004 | 74 | 73 | | | 147 | CUT | |
| 2005 | 67 | 66 | 73 | 73 | 279 | T51 | \$10,348.66 |
| 2009 | 68 | | | | 68 | DQ | |
| 2010 | 73 | 67 | | | 140 | CUT | |
| 2011 | 68 | 68 | 70 | 71 | 277 | T67 | \$12,240.00 |
| | | | | | | Total | \$22,588.66 |

WILSON, JEFFREY (69.50)

| Year | 1st | 2nd | 3rd | 4th | Total | Finish | Money |
|------|-----|-----|-----|-----|-------|--------|------------|
| 1990 | 68 | 67 | 75 | 68 | 278 | T53 | \$2,304.00 |
| | | | | | | Total | \$2,304.00 |

WILSON, JIM (75.00)

| Year | 1st | 2nd | 3rd | 4th | Total | Finish | Money |
|------|-----|-----|-----|-----|-------|--------|-------|
| 1987 | 76 | 74 | | | 150 | CUT | |
| | | | | | | Total | |

INDIVIDUAL RESULTS

WILSON, JOHN (72.44)

| Year | 1st | 2nd | 3rd | 4th | Total | Finish | Money |
|------|-----|-----|-----|-----|-------|--------|-------|
| 1991 | 73 | | | | 73 | W/D | |
| 1994 | 71 | 71 | | | 142 | CUT | |
| 1995 | 72 | 72 | | | 144 | CUT | |
| 1996 | 74 | 71 | | | 145 | CUT | |
| 1997 | 72 | 76 | | | 148 | CUT | |
| | | | | | | Total | |

WILSON, MARK (70.89)

| Year | 1st | 2nd | 3rd | 4th | Total | Finish | Money |
|------|-----|-----|-----|-----|-------|--------|---------------|
| 2003 | 75 | 66 | | | 141 | CUT | |
| 2004 | 75 | 76 | | | 151 | CUT | |
| 2006 | 74 | 72 | | | 146 | CUT | |
| 2013 | 70 | 69 | 71 | 71 | 281 | T63 | \$12,871.00 |
| 2014 | 74 | 70 | | | 144 | CUT | |
| 2015 | 66 | 68 | 67 | 68 | 269 | T7 | 199,466.66 |
| 2016 | 70 | 74 | | | 144 | CUT | |
| | | | | | | Total | \$212, 337.66 |

WININGER, BO (70.00)

| Year | 1st | 2nd | 3rd | 4th | Total | Finish | Money |
|------|-----|-----|-----|-----|-------|--------|------------|
| 1954 | 72 | 68 | 70 | 71 | 281 | T22 | \$180.00 |
| 1956 | 73 | 70 | 70 | 69 | 282 | T24 | 160.00 |
| 1957 | 71 | 69 | 70 | 69 | 279 | T10 | 670.00 |
| 1963 | 72 | 65 | 69 | 72 | 278 | T5 | 1,675.00 |
| | | | | | | Total | \$2,685.00 |

WINTER, ALPHEUS (74.75)

| Year | 1st | 2nd | 3rd | 4th | Total | Finish | Money |
|------|-----|-----|-----|-----|-------|--------|-------|
| 1952 | 74 | 74 | 74 | 77 | 299 | T58 | |
| | | | | | | Total | |

WINTER, TERRY (73.00)

| Year | 1st | 2nd | 3rd | 4th | Total | Finish | Money |
|------|-----|-----|-----|-----|-------|--------|----------|
| 1969 | 70 | 73 | 71 | 78 | 292 | T73 | \$160.00 |
| | | | | | | Total | \$160.00 |

WINTZ, GARY (71.00)

| Year | 1st | 2nd | 3rd | 4th | Total | Finish | Money |
|------|-----|-----|-----|-----|-------|--------|-------|
| 1981 | 73 | 69 | | | 142 | CUT | |
| | | | | | | Total | |

WISE, PAUL (74.25)

| Year | 1st | 2nd | 3rd | 4th | Total | Finish | Money |
|------|-----|-----|-----|-----|-------|--------|-------|
| 1959 | 73 | 75 | 74 | 75 | 297 | 70 | |
| | | | | | | Total | |

WITTENBERG, CASEY (70.33)

| Year | 1st | 2nd | 3rd | 4th | Total | Finish | Money |
|------|-----|-----|-----|-----|-------|--------|--------------|
| 2002 | 75 | 75 | | | 150 | CUT | |
| 2004 | 74 | 72 | | | 146 | CUT | |
| 2009 | 67 | 65 | 65 | 67 | 264 | T7 | \$193,500.00 |
| 2013 | 68 | 69 | 71 | 76 | 284 | T72 | 12,071.00 |
| | | | | | | Total | \$205,517.00 |

WITTENBERG, JIMMY (70.50)

| Year | 1st | 2nd | 3rd | 4th | Total | Finish | Money |
|------|-----|-----|-----|-----|-------|--------|----------|
| 1977 | 68 | 73 | 71 | 70 | 282 | T64 | \$351.84 |
| | | | | | | Total | \$351.84 |

WOLCOTT, BOB (70.43)

| Year | 1st | 2nd | 3rd | 4th | Total | Finish | Money |
|------|-----|-----|-----|-----|-------|--------|------------|
| 1990 | 67 | 67 | 71 | 70 | 275 | T36 | \$4,406.25 |
| 1991 | 71 | 69 | 71 | 73 | 284 | 67 | 2,060.00 |
| 1992 | 73 | 73 | | | 146 | CUT | |
| 1997 | 68 | 73 | 72 | 68 | 281 | T61 | 3,210.00 |
| | | | | | | Total | \$9,676.25 |

WOLFF, RANDY (70.42)

| Year | 1st | 2nd | 3rd | 4th | Total | Finish | Money |
|------|-----|-----|-----|-----|-------|--------|------------|
| 1969 | 68 | 69 | 68 | 75 | 280 | T35 | \$495.71 |
| 1970 | 69 | 70 | 74 | 71 | 284 | T58 | 173.91 |
| 1972 | 70 | 71 | 70 | 70 | 281 | T35 | 635.17 |
| | | | | | | Total | \$1,304.79 |

WOOD, LARRY (69.25)

| Year | 1st | 2nd | 3rd | 4th | Total | Finish | Money |
|------|-----|-----|-----|-----|-------|--------|------------|
| 1972 | 65 | 70 | 74 | 68 | 277 | T14 | \$2,062.50 |
| | | | | | | Total | \$2,062.50 |

INDIVIDUAL RESULTS

WOOD, WILLIE (70.57)

| Year | 1st | 2nd | 3rd | 4th | Total | Finish | Money |
|------|-----|-----|-----|-----|-------|--------|--------------|
| 1984 | 71 | | | 71 | W/D | | |
| 1985 | 71 | | | | 71 | DQ | |
| 1986 | 74 | 70 | | | 144 | CUT | |
| 1987 | 73 | 68 | 70 | 70 | 281 | T38 | \$3,010.00 |
| 1988 | 69 | 73 | | | 142 | CUT | |
| 1990 | 71 | 70 | | | 141 | CUT | |
| 1991 | 70 | 80 | | | 150 | W/D | |
| 1993 | 71 | 72 | 72 | 71 | 286 | T58 | 2,190.00 |
| 1995 | 71 | 70 | 68 | 74 | 283 | T66 | 2,448.00 |
| 1997 | 72 | 70 | 67 | 74 | 283 | T68 | 3,000.00 |
| 1998 | 70 | 66 | 64 | 72 | 272 | T16 | 31,000.00 |
| 1999 | 67 | 71 | 71 | 72 | 281 | T62 | 5,275.00 |
| 2000 | 71 | 69 | | | 140 | CUT | |
| 2002 | 69 | 72 | 74 | 71 | 286 | T2 | 7,840.00 |
| 2003 | 66 | 66 | 68 | 74 | 274 | T18 | 56,000.00 |
| | | | | | | Total | \$110,763.00 |

WOODARD, TOM (71.00)

| Year | 1st | 2nd | 3rd | 4th | Total | Finish | Money |
|------|-----|-----|-----|-----|-------|--------|-------|
| 1982 | 69 | 73 | | | 142 | CUT | |
| | | | | | | Total | |

WOODLAND, GARY (68.92)

| Year | 1st | 2nd | 3rd | 4th | Total | Finish | Money |
|------|-----|-----|-----|-----|-------|--------|--------------|
| 2009 | 69 | 67 | 72 | 69 | 277 | T63 | \$12,600.00 |
| 2013 | 72 | | | | 72 | WD | |
| 2015 | 66 | 69 | 68 | 69 | 272 | T20 | 71,936.00 |
| 2016 | 67 | 70 | 67 | 71 | 275 | T38 | 25,740.00 |
| | | | | | | Total | \$110,276.00 |

WOODLAND, JEFF (72.63)

| Year | 1st | 2nd | 3rd | 4th | Total | Finish | Money |
|------|-----|-----|-----|-----|-------|--------|------------|
| 1991 | 76 | 75 | | | 151 | CUT | |
| 1993 | 71 | 71 | 71 | 69 | 282 | T30 | \$5,812.50 |
| 1994 | 75 | 73 | | | 148 | CUT | |
| | | | | | | Total | \$5,812.50 |

WOODWARD, JIM (72.25)

| Year | 1st | 2nd | 3rd | 4th | Total | Finish | Money |
|------|-----|-----|-----|-----|-------|--------|------------|
| 1990 | 74 | 71 | | | 145 | CUT | |
| 1991 | 68 | 72 | 70 | 71 | 281 | T52 | \$2,345.00 |
| 1992 | 76 | 76 | | | 152 | W/D | |
| | | | | | | Total | \$2,345.00 |

WOODWARD, LEN (72.00)

| Year | 1st | 2nd | 3rd | 4th | Total | Finish | Money |
|------|-----|-----|-----|-----|-------|--------|-------|
| 1960 | 70 | 73 | 70 | 75 | 288 | T55 | |
| | | | | | | Total | |

WRENN, ROBERT (69.97)

| Year | 1st | 2nd | 3rd | 4th | Total | Finish | Money |
|------|-----|-----|-----|-----|-------|--------|-------------|
| 1985 | 75 | 68 | | | 143 | CUT | |
| 1986 | 68 | 75 | | | 143 | CUT | |
| 1987 | 71 | 70 | 70 | 70 | 281 | T38 | \$3,010.00 |
| 1989 | 68 | 66 | 73 | 69 | 276 | T26 | 6,950.00 |
| 1990 | 70 | 66 | 70 | 65 | 271 | T10 | 25,000.00 |
| 1991 | 70 | 70 | 69 | 71 | 280 | T42 | 3,072.00 |
| 1992 | 73 | 69 | 67 | 72 | 281 | T23 | 9,600.00 |
| 1993 | 75 | | | | 75 | W/D | |
| 1996 | 68 | 71 | 71 | 69 | 279 | T12 | 28,500.00 |
| | | | | | | Total | \$76,132.00 |

WRIGHT, BILL (72.50)

| Year | 1st | 2nd | 3rd | 4th | Total | Finish | Money |
|------|-----|-----|-----|-----|-------|--------|-------|
| 1964 | 70 | 73 | 68 | 79 | 290 | T63 | |
| | | | | | | Total | |

WRIGHT, JIM (71.50)

| Year | 1st | 2nd | 3rd | 4th | Total | Finish | Money |
|------|-----|-----|-----|-----|-------|--------|-------|
| 1964 | 72 | 72 | 70 | 72 | 286 | T60 | |
| | | | | | | Total | |

WULFF, THOMAS (70.00)

| Year | 1st | 2nd | 3rd | 4th | Total | Finish | Money |
|------|-----|-----|-----|-----|-------|--------|----------|
| 1962 | 75 | 68 | 65 | 72 | 280 | T15 | \$740.00 |
| | | | | | | Total | \$740.00 |

WURTZ, MARK (71.20)

| Year | 1st | 2nd | 3rd | 4th | Total | Finish | Money |
|------|-----|-----|-----|-----|-------|--------|------------|
| 1994 | 69 | 69 | 72 | 77 | 287 | T64 | \$2,532.00 |
| 1995 | 71 | 66 | 71 | 72 | 280 | T51 | 2,824.00 |
| 1998 | 72 | 73 | | | 145 | CUT | |
| | | | | | | Total | \$5,356.00 |

WYATT, BOBBY (70.00)

| Year | 1st | 2nd | 3rd | 4th | Total | Finish | Money |
|------|-----|-----|-----|-----|-------|--------|-------|
| 2014 | 72 | 68 | | | 140 | CUT | |
| | | | | | | Total | |

INDIVIDUAL RESULTS

WYNN, BOB (69.75)

| Year | 1st | 2nd | 3rd | 4th | Total | Finish | Money |
|------|-----|-----|-----|-----|-------|--------|-----------|
| 1971 | 67 | 71 | 70 | 73 | 281 | T57 | \$115.79 |
| 1974 | 68 | 64 | 71 | 70 | 273 | 3 | 14,200.00 |
| 1975 | 72 | 69 | 68 | 70 | 279 | T34 | 988.57 |
| 1976 | 71 | 69 | 72 | 66 | 278 | T21 | 1,995.00 |
| 1977 | 68 | 73 | 70 | 73 | 284 | T73 | |

Total \$17,299.36

WYNN, MIKE (70.00)

| Year | 1st | 2nd | 3rd | 4th | Total | Finish | Money |
|------|-----|-----|-----|-----|-------|--------|----------|
| 1972 | 75 | 66 | 69 | 77 | 287 | T64 | \$217.39 |
| 1973 | 70 | 67 | 68 | 68 | 273 | T29 | 1,244.29 |

Total \$1,461.68

WYSONG, DUDLEY (70.26)

| Year | 1st | 2nd | 3rd | 4th | Total | Finish | Money |
|------|-----|-----|-----|-----|-------|--------|----------|
| 1964 | 72 | 67 | 71 | 70 | 280 | T28 | \$562.50 |
| 1965 | 69 | 74 | 69 | 73 | 285 | T55 | |
| 1966 | 72 | 64 | 70 | 70 | 276 | T22 | 1,050.00 |
| 1967 | 70 | 67 | 67 | 73 | 277 | T16 | 1,600.00 |
| 1968 | 74 | 69 | 74 | | 217 | W/D | |

Total \$3,212.50

YANCEY, BERT (70.17)

| Year | 1st | 2nd | 3rd | 4th | Total | Finish | Money |
|------|-----|-----|-----|-----|-------|--------|------------|
| 1964 | 66 | 67 | 71 | 71 | 275 | T6 | \$2,450.00 |
| 1965 | 71 | 71 | 68 | 68 | 278 | T13 | 1,600.00 |
| 1966 | 70 | 71 | 73 | 70 | 284 | T66 | |
| 1967 | 72 | 69 | 73 | 71 | 285 | T47 | 220.00 |
| 1969 | 71 | 70 | 71 | 76 | 288 | T70 | 160.00 |
| 1970 | 72 | 68 | 70 | 72 | 282 | T51 | 173.92 |
| 1972 | 63 | 71 | 74 | 70 | 278 | T18 | 1,351.87 |
| 1973 | 67 | 70 | 70 | 70 | 277 | T50 | 470.00 |
| 1974 | 69 | 69 | 69 | 72 | 279 | T33 | 949.09 |

Total \$7,374.88

YANCEY, CAMERON (71.50)

| Year | 1st | 2nd | 3rd | 4th | Total | Finish | Money |
|------|-----|-----|-----|-----|-------|--------|-------|
| 2003 | 70 | 73 | | | 143 | CUT | |

Total

YANG, Y.E. (69.92)

| Year | 1st | 2nd | 3rd | 4th | Total | Finish | Money |
|------|-----|-----|-----|-----|-------|--------|-------------|
| 2008 | 70 | 71 | | | 141 | CUT | |
| 2009 | 65 | 71 | 70 | 69 | 275 | T51 | \$13,965.00 |
| 2012 | 71 | 71 | | | 142 | CUT | |
| 2013 | 73 | 68 | | | 141 | CUT | |
| 2014 | 70 | 70 | | | 140 | CUT | |

Total \$13,965.00

YATES, WAYNE (69.88)

| Year | 1st | 2nd | 3rd | 4th | Total | Finish | Money |
|------|-----|-----|-----|-----|-------|--------|------------|
| 1968 | 70 | 69 | 68 | 72 | 279 | T17 | \$1,300.00 |
| 1971 | 71 | 67 | 71 | 71 | 280 | T48 | 157.00 |

Total \$1,457.00

YEOMANS, GREG (77.50)

| Year | 1st | 2nd | 3rd | 4th | Total | Finish | Money |
|------|-----|-----|-----|-----|-------|--------|-------|
| 2002 | 78 | 77 | | | 155 | CUT | |

Total

YOKOO, KANAME (70.25)

| Year | 1st | 2nd | 3rd | 4th | Total | Finish | Money |
|------|-----|-----|-----|-----|-------|--------|-------------|
| 2001 | 69 | 73 | | | 142 | CUT | |
| 2002 | 65 | 68 | 71 | 71 | 275 | T20 | \$41,714.28 |
| 2003 | 72 | 73 | | | 145 | CUT | |

Total \$41,714.28

YOUNG, KIM (71.70)

| Year | 1st | 2nd | 3rd | 4th | Total | Finish | Money |
|------|-----|-----|-----|-----|-------|--------|------------|
| 1988 | 70 | 71 | | | 141 | CUT | |
| 1991 | 72 | 71 | | | 143 | CUT | |
| 1992 | 71 | 71 | 70 | 70 | 282 | T26 | \$6,665.00 |
| 1993 | 75 | 76 | | | 151 | CUT | |

Total \$6,665.00

ZABRISKI, BRUCE (71.56)

| Year | 1st | 2nd | 3rd | 4th | Total | Finish | Money |
|------|-----|-----|-----|-----|-------|--------|------------|
| 1984 | 72 | 74 | | | 146 | CUT | |
| 1986 | 75 | 69 | | | 144 | CUT | |
| 1988 | 70 | 67 | 74 | 72 | 283 | T64 | \$1,470.00 |
| 1992 | 71 | 69 | 77 | 73 | 290 | T73 | 1,910.00 |
| 1993 | 74 | 69 | 72 | 67 | 282 | T30 | 5,812.50 |

Total \$9,192.50

ZACCAGNINO, PETE (77.75)

| Year | 1st | 2nd | 3rd | 4th | Total | Finish | Money |
|------|-----|-----|-----|-----|-------|--------|-------|
| 1955 | 80 | 75 | 83 | 78 | 316 | 77 | |
| 1958 | 71 | 78 | 78 | 79 | 306 | 70 | |

Total

INDIVIDUAL RESULTS

ZACKHEIM, ELI (72.50)

| Year | 1st | 2nd | 3rd | 4th | Total | Finish | Money |
|------|-----|-----|-----|-----|-------|--------------|-------|
| 2004 | 70 | 75 | | | 145 | CUT Total | |

ZARLEY, KERMIT (69.18)

| Year | 1st | 2nd | 3rd | 4th | Total | Finish | Money |
|------|-----|-----|-----|-----|-------|-------------|-------------|
| 1964 | 71 | 72 | 68 | 65 | 276 | T8 | \$1,750.00 |
| 1965 | 72 | 70 | 69 | 71 | 282 | T37 | 350.00 |
| 1966 | 69 | 70 | 66 | 68 | 273 | T9 | 2,620.00 |
| 1969 | 69 | 69 | 68 | 69 | 275 | T13 | 1,700.00 |
| 1977 | 65 | 68 | 73 | 65 | 271 | T9 | 5,460.00 |
| 1979 | 71 | 69 | 68 | 68 | 276 | T20 | 3,026.25 |
| 1980 | 75 | | | | 75 | W/D | |
| 1982 | 65 | 70 | 74 | | 209 | DQ Total | \$14,906.25 |

ZBIKOWSKI, ROBERT (72.50)

| Year | 1st | 2nd | 3rd | 4th | Total | Finish | Money |
|------|-----|-----|-----|-----|-------|--------------|-------|
| 1956 | 72 | 75 | 71 | 72 | 290 | T60 Total | |

ZEMBRISKI, WALTER (70.00)

| Year | 1st | 2nd | 3rd | 4th | Total | Finish | Money |
|------|-----|-----|-----|-----|-------|--------------|----------------------|
| 1967 | 69 | 74 | 68 | 69 | 280 | T28 Total | \$737.50 \$737.50 |

ZENDER, BOB (70.21)

| Year | 1st | 2nd | 3rd | 4th | Total | Finish | Money |
|------|-----|-----|-----|-----|-------|--------------|------------|
| 1972 | 72 | 68 | 74 | 71 | 285 | T60 | \$217.39 |
| 1975 | 67 | 74 | 69 | 68 | 278 | T30 | 1,270.00 |
| 1978 | 69 | 70 | 69 | 71 | 279 | T53 | 467.33 |
| 1980 | 66 | 75 | | | 141 | CUT Total | \$1,954.72 |

ZIEGLER, LARRY (70.34)

| Year | 1st | 2nd | 3rd | 4th | Total | Finish | Money |
|------|-----|-----|-----|-----|-------|--------------|------------|
| 1967 | 74 | 69 | 76 | 67 | 286 | T52 | |
| 1970 | 71 | 70 | 68 | 74 | 283 | T56 | \$173.92 |
| 1971 | 72 | 68 | 72 | 68 | 280 | T48 | 157.86 |
| 1972 | 70 | 70 | 70 | 68 | 278 | T18 | 1,351.88 |
| 1974 | 71 | 68 | 67 | 70 | 276 | T11 | 3,466.66 |
| 1975 | 72 | 70 | 68 | 71 | 281 | T45 | 540.00 |
| 1977 | 72 | 68 | 72 | 66 | 278 | T39 | 840.00 |
| 1978 | 68 | 67 | 73 | 74 | 282 | T67 | 330.75 |
| 1984 | 71 | 72 | 71 | 74 | 288 | T63 | 844.00 |
| 1989 | 68 | 73 | | | 141 | CUT Total | \$7,705.07 |

ZIMMERMAN, AL (71.00)

| Year | 1st | 2nd | 3rd | 4th | Total | Finish | Money |
|------|-----|-----|-----|-----|-------|--------------|-------------------|
| 1952 | 69 | 72 | 69 | 74 | 284 | T14 | \$264.00 |
| 1954 | 71 | 70 | 73 | 70 | 284 | T29 Total | 55.00 \$319.00 |

ZIMMERMAN, ROBERT (71.00)

| Year | 1st | 2nd | 3rd | 4th | Total | Finish | Money |
|------|-----|-----|-----|-----|-------|--------------|----------------------|
| 1965 | 72 | 72 | 71 | 73 | 288 | T69 | |
| 1966 | 68 | 70 | 71 | 71 | 280 | T44 Total | \$265.71 \$265.71 |

ZIOBRO, BILLY (70.25)

| Year | 1st | 2nd | 3rd | 4th | Total | Finish | Money |
|------|-----|-----|-----|-----|-------|--------------|----------------------|
| 1975 | 70 | 69 | 69 | 73 | 281 | T45 Total | \$540.00 \$540.00 |

INDIVIDUAL RESULTS

ZOELLER, FUZZY (69.74)

| Year | 1st | 2nd | 3rd | 4th | Total | Finish | Money |
|------|-----|-----|-----|-----|-------|--------|--------------|
| 1975 | 71 | 76 | | | 147 | CUT | |
| 1977 | 74 | 75 | | | 149 | CUT | |
| 1978 | 73 | 65 | 67 | 68 | 273 | T17 | \$2,730.00 |
| 1979 | 70 | 66 | 76 | 69 | 281 | T47 | 761.25 |
| 1980 | 68 | 69 | 67 | 70 | 274 | T17 | 4,060.00 |
| 1981 | 68 | 64 | 69 | 70 | 271 | T23 | 2,595.00 |
| 1983 | 67 | 66 | 69 | 75 | 277 | T30 | 1,706.67 |
| 1984 | 72 | 73 | 75 | 72 | 292 | 75 | 760.00 |
| 1985 | 67 | 71 | 68 | 70 | 276 | T19 | 6,771.43 |
| 1986 | 68 | 73 | 74 | 65 | 280 | T43 | 2,045.40 |
| 1987 | 67 | 73 | 67 | 68 | 275 | T11 | 15,400.00 |
| 1989 | 68 | 69 | 69 | 76 | 282 | T64 | 2,090.00 |
| 1994 | 72 | 64 | 73 | 70 | 279 | T26 | 8,520.00 |
| 1995 | 70 | 63 | 66 | 71 | 270 | T5 | 43,800.00 |
| 1996 | 75 | 66 | 66 | 68 | 275 | T3 | 78,000.00 |
| 1997 | 70 | 73 | 67 | 69 | 279 | T40 | 4,790.77 |
| 1998 | 69 | 68 | 68 | 69 | 274 | T25 | 15,266.67 |
| 1999 | 68 | 68 | 68 | 70 | 274 | T34 | 12,357.14 |
| 2000 | 76 | 71 | | | 147 | CUT | |
| 2001 | 72 | 74 | | | 146 | CUT | |
| | | | | | | Total | \$201,654.33 |

ZOKOL, RICHARD (71.25)

| Year | 1st | 2nd | 3rd | 4th | Total | Finish | Money |
|------|-----|-----|-----|-----|-------|--------|------------|
| 1982 | 67 | 67 | 68 | 71 | 273 | T39 | \$1,230.00 |
| 1983 | 74 | 68 | | | 142 | CUT | |
| 1984 | 70 | 74 | 68 | 71 | 283 | T28 | 2,720.00 |
| 1985 | 72 | 70 | | | 142 | T70 | 1,176.00 |
| 1986 | 73 | 75 | | | 148 | CUT | |
| 1987 | 72 | 69 | 71 | 71 | 283 | T50 | 1,653.75 |
| 1988 | 71 | 74 | | | 145 | CUT | |
| 1989 | 72 | 69 | | | 141 | CUT | |
| 1992 | 73 | 72 | | | 145 | CUT | |
| 1994 | 79 | 72 | | | 151 | CUT | |
| 2002 | 72 | 70 | | | 142 | CUT | |
| | | | | | | Total | \$6,779.75 |



TRAVELERS CHAMPIONSHIP



PGA TOUR
Media Regulations



PGA TOUR MEDIA REGULATIONS

These Media Regulations establish the terms by which a media outlet and its representatives may request, receive and use credentials to access PGA TOUR tournaments for news and editorial purposes. These Media Regulations form a binding contract between PGA TOUR, Inc. ("PGA TOUR"), a Media Outlet and its Credential Holders (as defined below). In consideration of receiving credentials from PGA TOUR under these Media Regulations, each Media Outlet and its Credential Holders accept and agree to these Media Regulations.

SECTION I. GENERAL REGULATIONS

1. PGA TOUR Holds Exclusive Media Rights. PGA TOUR holds the exclusive right to provide media outlets and their representatives with access to Tournaments. All media rights in and to Tournaments, including rights to all forms of audio, video and photography, are held exclusively by PGA TOUR. For purposes of these Media Regulations, "Tournaments" means all sanctioned tournaments on the PGA TOUR, PGA TOUR Champions, Web.com Tour, PGA TOUR Latinoamérica, Mackenzie Tour – PGA TOUR Canada and PGA TOUR China (the "Tours"), including the competition, practice rounds (including pro-ams), qualifiers, practice areas, hospitality areas and all surrounding events and areas at the tournament site(s) on all tournament days (typically Monday - Sunday). A "Media Day" preceding the week of a Tournament will also be considered part of the Tournament for purposes of these Media Regulations, unless otherwise specifically set forth in these Media Regulations.

2. Overview of Credentials. PGA TOUR issues credentials under these Media Regulations solely to approved individuals ("Credential Holders") representing an approved media outlet ("Media Outlet"). A credential authorizes a Credential Holder, on a temporary and conditional basis, to access a Tournament on behalf of his/her Media Outlet and collect and distribute certain content for news and editorial purposes in accordance with these Media Regulations. Credentials are issued either for a specific Tournament (e.g., to a local outlet) or on a season-long basis.

3. Credential Requests. Credential requests for Tournaments (including Media Days) must be submitted by a Media Outlet for its desired Credential Holders through PGA TOUR's credentialing system. Credential requests from a Media Outlet must include the following information:

- a. *Media Outlet.* The name of the Media Outlet.
- b. *Credential Holder(s).* The individual name(s) of the Media Outlet's desired Credential Holders.
- c. *Competition Photography.* The name of each Credential Holder, if any, that desires to be credentialed as a "Competition Photographer" (for purposes of having the permission set forth in Section II.5.a below).

4. Credential Approvals. PGA TOUR reserves sole discretion to approve or deny a credential request in whole or in part. If PGA TOUR approves a credential request, PGA TOUR will record the approval in its credentialing system and issue a credential to the approved Credential Holder, setting forth the name of the Credential Holder, his/her Media Outlet and whether the Credential Holder is a Competition Photographer. To receive an issued credential, each Credential Holder and his/her Media Outlet must accept and agree to the approved terms of the credential and these Media Regulations in PGA TOUR's credentialing system.

5. Areas of Access. The specific areas of a Tournament site that each Credential Holder may access are determined on a Tournament-by-Tournament basis. Access to certain areas is limited (e.g., "inside the ropes" and locker room). A Credential Holder may access on-site areas only as permitted by PGA TOUR for the relevant Tournament.

6. News and Editorial Use Only. A Media Outlet and its Credential Holders may use information and other content collected at a Tournament pursuant to these Media Regulations solely in the Media Outlet's news and editorial coverage of the relevant Tournament and/or Tour. Such information and other content: (a) may not be used in any commercial manner (without limiting the sole of non-targeted, standard advertisements on an Approved Platform (as defined in Section II.1 below)); (b) may not be used to imply an official, marketing, endorsement or sponsorship relationship with PGA TOUR or any other Tour, Tournament or player; and (c) may not be sold, distributed, syndicated or licensed to third parties (except pursuant to Section IV.2 below).

PGA TOUR MEDIA REGULATIONS

7. Revocation of Credentials. PGA TOUR reserves sole discretion to revoke credentials issued under these Media Regulations, and/or the approved terms of a specific credential, in whole or in part at any time.

SECTION II. CONTENT AND PLATFORMS

1. Approved Platforms. Within these Media Regulations, **"Approved Platforms"** means, with respect to each Media Outlet: (a) the official publications, television channels, websites, software applications ("apps") and social media accounts that are operated by the Media Outlet and branded with the brand of the Media Outlet; and (b) the personal social media accounts of the Media Outlet's Credential Holders (e.g., a reporter's personal Twitter account); provided, however, that such personal accounts may be used solely in the course of a Credential Holder representing his/her Media Outlet under these Media Regulations to complement the Media Outlet's news and editorial coverage of the relevant Tournament and/or Tour. PGA TOUR may revoke the rights set forth in these Media Regulations with respect to one or more Approved Platforms of a Media Outlet in whole or in part at any time in its sole discretion.

2. Information and Data.

a. Collection of Information. A Credential Holder may collect information at Tournaments and report such information via Approved Platforms as part of his/her Media Outlet's news and editorial coverage of the relevant Tournament and/or Tour, subject to the terms and conditions of these Media Regulations.

b. Use of Data. Any and all feeds of scoring data, statistical information and other data provided by PGA TOUR to a Media Outlet and/or its Credential Holders at a Tournament are provided solely to enhance the Media Outlet's news and editorial coverage of the Tournament under these Media Regulations (and subject to Section II.9 below). Such data feeds may not be distributed by a Media Outlet and/or Credential Holder in whole or in part unless a separate data license agreement is entered into with PGA TOUR.

3. Video.

a. Commentary / Interviews / Press Conferences. A Credential Holder may capture video of (i) commentary by the Credential Holder in the Media Center (e.g., "stand-up" Tournament updates) and (ii) one-on-one interviews by the Credential Holder in the Media Center and any "flash" interview areas designated by PGA TOUR staff (for clarity, not of press conferences and not from the golf course or practice areas, unless permitted under the immediately following paragraph). A Credential Holder and/or his/her Media Outlet may distribute such video on a live and/or delayed basis via Approved Platforms, not to exceed ten (10) minutes in the aggregate per day per Approved Platform from each Tour. Further, a Credential Holder and/or his Media Outlet may capture video of interviews organized by PGA TOUR Staff in the Media Center interview room and/or in "flash" interview areas (e.g., "press conferences") and may distribute such video on a delayed basis (not live) via Approved Platforms, not to exceed three (3) minutes in the aggregate per day per Approved Platform from each Tour. A Credential Holder may not capture video of practice or competition rounds, including any activity on the golf course or in the practice areas, unless permitted under the immediately following paragraph.

b. Practice Areas / Highlights (Television Only). A Credential Holder, if and only if representing a Media Outlet that owns and operates a television channel distributed via free-to-air, cable, satellite and/or IPTV television that is an Approved Platform (excluding, for clarity, channels distributed via "OTT" platforms or otherwise through the open Internet), may capture video of interviews from the practice areas and highlights of practice and competition rounds. Such video: (i) may solely be captured for and used in a regularly scheduled news program on such television channel (and simulcast via the Media Outlet's digital platforms that are Approved Platforms where such television channel is simulcast on a 24x7x365 basis); (ii) may not be in excess of three (3) minutes in the aggregate per day from each Tour; and (iii) may not be distributed in any geographic market until PGA TOUR's broadcaster(s) of the Tournament in such geographic market has concluded its telecast of that day's live or initial air coverage.

PGA TOUR MEDIA REGULATIONS

4. Audio. A Credential Holder may capture audio of (a) commentary by the Credential Holder in the Media Center (e.g., "stand-up" Tournament updates) and (b) one-on-one interviews by the Credential Holder in the Media Center and any "flash" interview areas designated by PGA TOUR staff (for clarity, not of press conferences or from the golf course or practice areas). The Credential Holder and/or his/her Media Outlet may distribute such audio on a live and/or delayed basis via Approved Platforms, not to exceed ten (10) minutes in the aggregate per day per Approved Platform from each Tour. Further, a Credential Holder and/or his Media Outlet may capture audio of interviews organized by PGA TOUR Staff in the Media Center interview room and/or in "flash" interview areas (e.g., "press conferences") and may distribute such audio on a delayed basis (not live) via Approved Platforms, not to exceed three (3) minutes in the aggregate per day per Approved Platform from each Tour. A Credential Holder may not capture "play-by-play" or similar audio descriptions of practice or competition rounds, including any activity on the golf course or in the practice areas.

5. Photography.

a. Competition Photographers. If a Credential Holder is credentialed as a Competition Photographer, he/she may capture photographs on all Tournament days throughout the Tournament site, including of competition.

b. Non-Competition Photographers. If a Credential Holder is not credentialed as a Competition Photographer:

i. Practice Days. On practice days (typically Monday – Wednesday), the Credential Holder may capture photographs throughout the Tournament site, including of practice areas and practice rounds.

ii. Competition Days. On competition days (typically Thursday – Sunday), the Credential Holder may capture photographs solely of the practice areas, in the Media Center and designated interview areas and of non-competition areas of the Tournament site (e.g., hospitality areas).

c. Distribution. A Credential Holder and/or his/her Media Outlet may distribute photographs captured at a Tournament solely via Approved Platforms. Such photographs may not be used with real-time or near real-time information or sequenced to create a "shot by shot" or "hole by hole" account of the day's play, nor may photos be sequenced in such a way as to approximate video.

6. Media Days. On Media Days, a Credential Holder may capture video and/or audio of commentary by the Credential Holder, press conferences and interviews by the Credential Holder. A Credential Holder may also capture video and/or audio of special events at Media Days (e.g., clinics, promotions, etc.) if approved by PGA TOUR. A Credential Holder and/or his/her Media Outlet may distribute such video and/or audio on a live and/or delayed basis via Approved Platforms, not to exceed thirty (30) minutes in the aggregate per Approved Platform per Media Day. Each Credential Holder (whether a Competition or Non-Competition Photographer) may capture photographs of all Media Day activities and distribute such photographs through Approved Platforms as set forth in Section II.5.c immediately above.

7. Timing of Content Distribution. Audio and video captured at Tournaments may be used and posted in Approved Platforms until (and not after) forty-eight (48) hours following the conclusion of the applicable Tournament. If audio or video is used or posted in Approved Platforms prior to such deadline, the Media Outlet and/or Credential Holder will not be required to take down such audio or video after such deadline unless PGA TOUR requests.

8. Archiving and Aggregation. A Media Outlet and/or Credential Holder may not archive, compile or aggregate content collected and captured at a Tournament pursuant to these Media Regulations, including without limitation for purposes of a gallery, program, show, product or service covering the PGA TOUR, any other Tour(s) and/or Tournament(s).

PGA TOUR MEDIA REGULATIONS

9. No Real-Time Coverage. A Media Outlet and/or Credential Holder's coverage of a Tournament from on site on any platform may not purport to be, approximate or serve as a substitute for play-by-play, hole-by-hole or real-time coverage of a Tournament via PGA TOUR's official or licensed platforms, as determined by PGA TOUR.

10. Promotion of Coverage. A Media Outlet and/or Credential Holder may not advertise, market, promote or imply the offering of "live" coverage of Tournament action (practice or competition) under these Media Regulations.

11. No Use for Gambling. A Media Outlet and/or Credential Holder shall not capture, collect, distribute or provide to any third party any results, data, content or information at or from a Tournament, or use, distribute or provide to any third party any data provided by PGA TOUR under these Media Regulations, for purposes of or in connection with any gambling, gaming, daily fantasy or similar activity.

12. Ownership. As a condition to receiving credentials hereunder and being provided with access to a Tournament, each Media Outlet and Credential Holder acknowledges and agrees that PGA TOUR is the sole owner of all rights, including all copyrights, in and to all audio and video captured at a Tournament (of golf action or otherwise). Each Media Outlet and Credential Holder hereby assigns to PGA TOUR all such rights, provided that each Media Outlet and Credential Holder is hereby authorized to use such audio and video as expressly permitted under these Media Regulations. At PGA TOUR's request, each Media Outlet and Credential Holder will execute any further documentation reasonably requested and provided by PGA TOUR to effect PGA TOUR's ownership of such audio and video. Further, at PGA TOUR's request, each Media Outlet and Credential Holder will provide PGA TOUR with copies of all such audio and video, and all photography it/he/she captured at a Tournament, at PGA TOUR's cost and expense.

13. Credits. Uses of video pursuant to these Media Regulations, where reasonably practicable and customary, shall be made with a courtesy credit to PGA TOUR.

14. Takedowns. PGA TOUR may issue and/or request takedowns of content captured at a Tournament as applicable in the event of any violation of these Media Regulations. Each Media Outlet and Credential Holder agrees to promptly comply with any such request.

15. Other Content and Platforms. Content and platforms not specifically addressed in these Media Regulations, including virtual and augmented reality, may not be captured at a Tournament or used by a Media Outlet and/or Credential Holder unless set forth in a separate written agreement with PGA TOUR.

SECTION III. CONTENT AND PLATFORMS

1. General Conduct Guidelines. For all Credential Holders:

- a. A Credential Holder must present his/her credentials upon entry to a Tournament, at all relevant access points within a Tournament and at the request of PGA TOUR or Tournament staff.
- b. A Credential Holder must follow the directions and instructions of PGA TOUR and Tournament staff while present at a Tournament pursuant to these Media Regulations.
- c. All media recording devices and other equipment must be noise free at all times.
- d. The use of carts by a Credential Holder is prohibited.

PGA TOUR MEDIA REGULATIONS

2. Positioning Guidelines. For all Credential Holders:

- a. Only a Credential Holder with an inside the ropes credential is permitted inside the ropes at any time. Further, a Credential Holder must hold an inside the ropes credential for the relevant Tournament day.
- b. A Credential Holder with an inside the ropes credential: (i) must remain within an arm's length from the ropes, so as to blend into the gallery and appear to be part of the gallery at all times; and (ii) is not permitted on the teeing ground unless express written permission has been granted by PGA TOUR.
- c. A Credential Holder may not position himself/herself in the line of play. If requested to move by a player, caddie or PGA TOUR or Tournament staff, a Credential Holder must do so without delay or discussion. A Credential Holder should position him/herself outside of the reasonable line of sight of PGA TOUR broadcasters.

3. Interview Guidelines. For all Credential Holders:

- a. Use of interviews must be limited to the person being interviewed.
- b. A Credential Holder must clearly request, and the player must clearly grant permission, for audio and/or video of an interview to be recorded. The Credential Holder is responsible for providing evidence of such permission at the request of PGA TOUR and/or the interviewee.
- c. Players are not to be distracted or interrupted for interviews (or any other purpose) during practice or play on any day of a Tournament.
- d. Interviews are permitted in the practice areas only if the interview is conducted by prior arrangement with the player, outside the hitting area and not where it could be distracting to other players.
- e. On competition days, interviews may be conducted only after the conclusion of the player's round (i.e., after the player has signed his scorecard), unless a prior arrangement is made a pre-round interview. A Credential Holder is not allowed in the scoring area. PGA TOUR staff will seek to make requested and leading players available each day in a designated interview area (typically, near the scoring area and/or in the Media Center).

4. Photography Guidelines. For all Credential Holders (i.e., for Competition and Non-Competition Photographers):

- a. Silent photography equipment must be used when taking a picture during a player's swing at any time.
- b. Players may not be asked to pose during practice sessions (i) before a practice or competition round except by prior arrangement with the player or (ii) during a practice or competition round under any circumstances.

5. Locker Room Guidelines. Only Credential Holders specifically credentialed for locker room access are permitted in the locker room. For such permitted Credential Holders:

- a. Live reporting, video recording and photography are not permitted in the locker room.
- b. Audio recording is permitted in the locker room, subject to the following terms and conditions:
 - i. Audio interviews in the locker room are for a Credential Holder's reference only. The audio may not be distributed to the public or any third party or used for any other purpose.
 - ii. Audio may be recorded in the locker room solely for one-on-one player interviews (with express permission).
 - iii. A Credential Holder must make other players in the vicinity aware that an interview is being recorded.
 - iv. PGA TOUR staff may designate an area within the locker room for the purpose of conducting interviews.
- c. During weather delays, a Credential Holder is not permitted in the locker room. If possible, PGA TOUR staff will make players available for interviews during weather delays in designated interview area(s).

PGA TOUR MEDIA REGULATIONS

SECTION IV. MISCELLANEOUS TERMS

1. Use of PGA TOUR and Tournament Trademarks. Each Media Outlet is authorized to use the names, logos and other trademarks of PGA TOUR and Tournaments solely in its news and editorial coverage of a Tournament and/or Tour pursuant to these Media Regulations. The use of such trademarks must be in accordance with PGA TOUR's and Tournaments' brand guidelines and instructions from time to time. Such trademarks: (a) may not be used in any commercial manner; and (b) may not be used to imply an official, marketing, endorsement or sponsorship relationship with PGA TOUR or any other Tour or a Tournament.

2. Commercial Uses. If a Media Outlet and/or Credential Holder desire to use information or other content collected by them pursuant to these Media Regulations, any archival footage or content of PGA TOUR or any trademark of PGA TOUR or a Tournament for any commercial or promotional purpose, please contact PGA TOUR. Any such usage, if permitted, must be set forth in a separate license agreement. These Media Regulations do not apply to, and credentials will not be issued under these Media Regulations to, equipment manufacturers, sponsors and other commercial entities.

3. Wire Services. A Media Outlet recognized by PGA TOUR as an established wire and news distribution service (e.g., AP) may distribute the information and other content collected by its Credential Holders under these Media Regulations to third party media organizations in the ordinary course of its business. Such third party media organizations may use such information and other content solely for their news and editorial coverage on the same terms and conditions applicable to Media Outlets under these Media Regulations. Each wire and news distribution service will be responsible for the compliance of its third party media organizations with the terms and conditions of these Media Regulations. No Media Outlet or Credential Holder may otherwise transfer, sell or license the information or other content collected by it/him/her pursuant to these Media Regulations.

4. Assumption of Risk and Release of Liability. As a condition to receiving credentials under these Media Regulations, each Media Outlet and Credential Holder acknowledges and assumes all risks and dangers incidental to the game of golf and attending a Tournament, known and unknown, and hereby releases PGA TOUR, the Tournament, the host organization, the host site, all sponsors, all players, volunteers and their respective affiliates, officers, directors, managers, members, employees and agents from any and all liabilities, damages and losses, including property damage, personal injury and death, resulting from its/his/her attendance of a Tournament to the fullest extent permitted under applicable law.

5. Indemnification. Each Media Outlet and Credential Holder shall indemnify, defend and hold harmless PGA TOUR, Tournaments, host organizations, host sites, sponsors, players and their respective affiliates, officers, directors, managers, members, employees, volunteers and agents from and against any and all liabilities, damages, injuries, claims, suits, judgments, causes of action and expenses (including reasonable attorneys' fees) suffered or incurred by any of them as a result of any breach of these Media Regulations, negligence or willful misconduct by or of, for purposes of the Media Outlet's obligation, the Media Outlet or any of its Credential Holders, or, for purposes of a Credential Holder's obligation, such Credential Holder.

6. Use of Likeness. Each Credential Holder grants permission to PGA TOUR and its affiliates, licensees, distributors and media partners to utilize the his/her image and likeness as appearing incidentally in any live or recorded television or other transmission or reproduction in whole or in part of any Tournament.

7. Interpretation, Modification and Enforcement. PGA TOUR may interpret, modify, update, replace and enforce these Media Regulations at any time in its sole discretion. These Media Regulations are not intended to and do not serve as a waiver of any intellectual property or other rights of PGA TOUR.

8. Reservation of Rights. PGA TOUR reserves all rights not expressly granted to a Media Outlet and/or Credential Holder under these Media Regulations.

PGA TOUR MEDIA REGULATIONS

9. No Transferability. These Media Regulations, and each credential issued hereunder, may not be transferred, conveyed or assigned by a Media Outlet or Credential Holder.

10. Entire Agreement. These Media Regulations constitute the entire agreement among PGA TOUR, a Media Outlet and its Credential Holders with respect to the matters covered in these Media Regulations and shall supersede all prior written, oral, or implied understandings among them with respect to such matters. Any other terms or conditions proposed by a Media Outlet or Credential Holder are hereby rejected.

11. Governing Law; Venue. These Media Regulations will be construed and enforced according to the laws of the State of Florida, without regard to conflicts of law principles. Each party irrevocably submits to the exclusive jurisdiction of the courts of St. Johns County in the State of Florida and the federal courts of the United States of America located in Jacksonville, Florida for any action or proceeding arising out of or related to these Media Regulations.

12. Acceptance of Media Regulations. By using a credential, each Credential Holder and his/her Media Outlet accepts and agrees to the approved terms of the credential and these Media Regulations (in the event the Credential Holder and/or Media Outlet has not already accepted and agreed).

13. Questions. Please contact the PGA TOUR Communications Department with any questions regarding these Media Regulations.



TRAVELERS
CHAMPIONSHIP

@TravelersChamp

#TravelersChamp